

lineadacqua

updated to 07-01-2026



antoniolupi

lineadacqua /
design Giorgio
Rava

Design e Modello Registrato
Registered Model and Design

LINEADACQUA

2025

design_Giorgio Rava


Design e modello registrato

Registered Model and Design

Ritorno all'origine, alla fonte, alla sorgente. Ritorno all'essenza, alla forza dell'acqua che rompe la materia, la separa, la divide. Ritorno all'idea, al pensiero dell'uomo che si traduce in un nuovo concetto per utilizzare l'area lavabo e ridefinirne le dinamiche quotidiane. Lineadacqua è un taglio nel muro da cima a fondo che nasconde al suo interno la canna del rubinetto e si rende visibile solamente quando l'acqua sgorga in tutta la sua forza, con un getto potente e rigenerante. Un progetto che alimenta il percorso di ricerca di Giorgio Rava e antoniolupi sulla forza dell'acqua, sull'idea che l'uomo ne può governare il flusso ma che solo la riduzione dell'artificio ne consente la piena espressione. Il gesto creativo si fa da parte, si cela dietro una tecnologia nascosta, complessa ma invisibile, che le permette di scomparire. Come in uno specchio d'acqua naturale, un "sasso" di marmo emerge dal lavabo e funge da manopola progressiva per la regolazione dell'acqua. Anche Lineadacqua, come le altre proposte per l'area lavabo di antoniolupi, è disponibile nella soluzione solo top sospeso oppure incassato in un mobile. In entrambi i casi il getto d'acqua che zampilla dalla parete rompe gli schemi classici della composizione, cattura l'attenzione e si pone al centro della gerarchia dello spazio.

Return to the origin, to the source, to the source. Return to the essence, to the force of water that breaks matter, separates it, divides it. Return to the idea, to the thought of man that translates into a new concept to use the sink area and redefine its daily dynamics. Lineadacqua is a cut in the wall from top to bottom that hides inside it the faucet spout and becomes visible only when the water gushes out in all its strength, with a powerful and regenerating jet. A project that feeds Giorgio Rava and antoniolupi's research path on the power of water, on the idea that man can govern its flow but that only the reduction of the artifice allows its full expression. The creative gesture steps aside, hiding behind a hidden, complex but invisible technology that allows it to disappear. As in a mirror of natural water, a marble "stone" emerges from the basin and acts as a progressive knob for water regulation. Lineadacqua, like antoniolupi's other proposals for the sink area, is also available in the suspended top-only solution or recessed in a cabinet. In both cases, the jet of water gushing from the wall breaks the classic patterns of the composition, capturing attention and taking center stage in the hierarchy of the space.

































- 
- IT** _ **Maggiorazione per secondo foro di scarico.**
EN _ Surcharge for second drain hole.
DE _ Zuschlag für zweite Ablaufbohrung.
FR _ Supplément pour deuxième trou de vidange.
ES _ Suplemento para segundo orificio de desagüe.
RU _ Надбавка за второе отверстие для слива.

**CON ADDEBITO - WITH CHARGE - MIT KOSTENZUSCHLAG -
AVEC SUPPLEMENT - CON COSTE ADICIONAL - С НАЦЕНКОЙ**







- 
- IT** _ **Maggiorazione per secondo foro di scarico.**
EN _ Surcharge for second drain hole.
DE _ Zuschlag für zweite Ablaufbohrung.
FR _ Supplément pour deuxième trou de vidange.
ES _ Suplemento para segundo orificio de desagüe.
RU _ Надбавка за второе отверстие для слива.

**CON ADDEBITO - WITH CHARGE - MIT KOSTENZUSCHLAG -
AVEC SUPPLEMENT - CON COSTE ADICIONAL - С НАЦЕНКОЙ**





















- 29** IT _ Illuminazione a led per interno lavabo compresa di trasformatore.
EN _ LED lighting for the interior of the sink, complete with transformer.
DE _ LED-Beleuchtung für die Innenseite des Waschbeckens inkl. Trafo.
FR _ Éclairage LED interne pour lavabo avec transformateur.
ES _ Iluminación LED para el interior del lavabo, completa con transformador.
RU _ Светодиодная подсветка раковины изнутри, в комплекте с трансформатором.

da/a-from/to-von/bis-à/et-de/a-ot/do

L **ART.**
90/216 **LEDWATER**



- 29** **IT** _ Illuminazione a led per interno ed esterno lavabo, compresa di trasformatore.
EN _ LED lighting for the interior and exterior of the sink, complete with transformer.
DE _ LED-Beleuchtung für die Innen- und Außenseite des Waschbeckens inkl. Trafo.
FR _ Éclairage LED interne et externe pour lavabo avec transformateur.
ES _ Iluminación LED para el interior y el exterior del lavabo, completa con transformador.
RU _ Светодиодная подсветка раковины изнутри и снаружи, в комплекте с трансформатором.

da/a-from/to-von/bis-à/et-de/a-ot/do

L

90/216

ART.


LEDWATER2



LINEADACQUA

BRIDA design AL Studio


- 32** IT _ Staffa in acciaio per fissaggio a parete.
 EN _ Steel support for wall fixing.
 DE _ Stahlkonsole zur Wandbefestigung.
 FR _ Support mural en acier.
 ES _ Escuadra de acero para fijación a pared.
 RU _ Кронштейн L-образный из стали для крепления столешницы на стену.



P	ART.
35,5	BRIDA35

NANO design AL Studio

- IT _ Sifone compatto in ottone non regolabile in altezza per lavabi.
 EN _ Compact brass siphon for sinks not adjustable in height.
 DE _ Kompakter, nicht höhenverstellbarer Siphon aus Messing für Becken.
 FR _ Siphon compact en laiton non réglable en hauteur pour lavabos.
 ES _ Sifón compacto de latón para lavabos no regulable en altura.
 RU _ Компактный латунный сифон нерегулируемый по высоте для раковин.

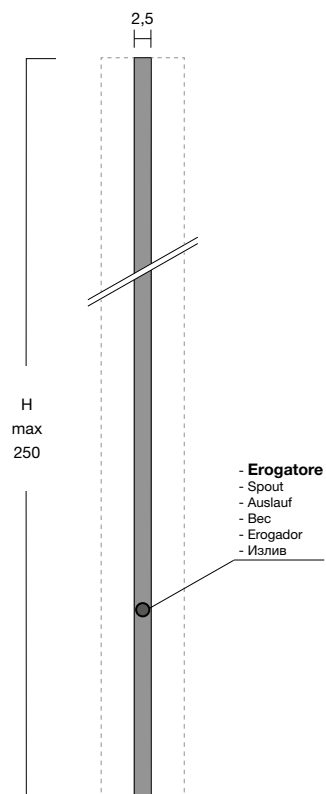


Cromo Lucido
Polished Chrome

Nero Opaco
Matt Black

ART.
NANO

LINEADACQUA



IT _ Profilo ad incasso a muro completo di bocca di erogazione integrata.

Si fornisce esclusivamente con il top Lineadacqua art. LDA147 e comando.

EN _ Wall-recessed profile complete with integrated spout.

Supplied exclusively with the Lineadacqua top LDA147 and a water control knob.

DE _ Wandeinbauprofil komplett mit integriertem, Auslauf.

Ausschließlich mit dem Top Lineadacqua Art. LDA147 und einem Mischer geliefert.

FR _ Profil à encastrer dans le mur avec bec intégré.

Fourni exclusivement avec le Top Lineadacqua Art. LDA147 et un mitigeur.

ES _ Perfil empotrado a pared completo con caño de erogación integrado.

Suministrado exclusivamente con la encimera Lineadacqua LDA147 y un mando de control de agua.

RU _ Встроенный в стену профиль, в комплекте с интегрированным и изливом.

Заказывается исключительно со столешницей Lineadacqua art. LDA147 и смесителем.

Nero
Black

H max	P	ART.
250	5,4	LDA920P



LINEADACQUA

1
Acciaio Satinato AISI 316L
 AISI 316L Satin Stainless Steel

2
Acciaio Lucido AISI 316L
 AISI 316L Polished Stainless Steel

3
Acciaio AISI 316L Laccato Opaco
 AISI 316L Matt Lacquered Stainless Steel



IT _ **Comando progressivo remoto da piano.**
EN _ Progressive remote top mounted handle.
DE _ Progressiver WT-Mischer.
FR _ Commande mitigeur progressif sur top.
ES _ Mando progresivo remoto de sobremesa.
RU _ Дистанционное прогрессивное управление на столешницу.

1 **2** **3**

H	Ø	ART.
4	6	RD600RPSA
		RD600RPLU
		RD600RPV

IT _ **Maggiorazione per manopola marmo.**
EN _ Surcharge for marble.
DE _ Preiszuschlag für Griff aus Marmor.
FR _ Supplément pour POIGNÉE en marbre.
ES _ Suplemento para mando mármol.
RU _ Наценка за ручку из мрамора.

Marmo
 Marble

CON ADDEBITO - WITH CHARGE - MIT KOSTENZUSCHLAG - AVEC SUPPLEMENT - CON COSTE ADICIONAL - С НАЦЕНКОЙ



IT _ **Comando progressivo remoto da piano. Manopola come da nostro campionario marmi e pietre.**
EN _ Remote progressive control from top. Knob as per our marble and stone samples.
DE _ Progressiver WT-Mischer. Griff, gemäß unserem Marmor und Stein Musterbuch.
FR _ Commande mitigeur progressif pour plan. Poignée, selon nos échantillons des marbres et pierres.
ES _ Mando progresivo remoto para encimera. Manija según nuestro muestrario de mármoles y piedras.
RU _ Дистанционное прогрессивное управление на столешницу. Ручка управление из мрамора, согласно нашей раскладки образцов.

Bianco Carrara
 Nero Marquina
 Grigio Imperiale
 Bardiglio Nuvolato

Pietra Luna
 Collemantina
 Emperador
 Grigio Lavico

Verde Alpi
 Bianco Silver
 Rosso Levante
 Port Laurent
 Calacatta Viola

LDA600RP



Moodlight

LINEADACQUA

Spess. 2 cm

- IT _ Top in marmo o Moodlight con lavabo integrato.
- EN _ Marble or Moodlight top with integrated sink.
- DE _ Top aus Marmor oder Moodlight mit integriertem Becken.
- FR _ Plans en marbre ou Moodlight avec lavabos intégrés.
- ES _ Encimera de mármol o Moodlight con lavabo integrado.
- RU _ Столешница из мрамора или Moodlight с интегрированной раковиной.

Art. LDA147

P 47



Bianco Carrara
Nero Marquina
Grigio Imperiale
Bardiglio Nuvolato
Pietra Luna
Collemandina

Emperador

Grigio Lavico
Verde Alpi

Bianco Silver
Rosso Levanto

Port Laurent

Calacatta Viola

Moodlight

L

90/98						
99/107						
108/116						
117/125						
126/134						
135/143						
144/152						
153/161						
162/170						
171/179						
180/188						
189/197						
198/206						
207/216						

PER PERSONALIZZAZIONI DIVERSE DA QUELLE INDICATE SI PREGA DI CONSULTARE L'AZIENDA - FOR CUSTOMIZATIONS OTHER THAN THOSE SHOWN, PLEASE CONSULT THE COMPANY - FÜR ANDERE ABMESSUNGEN ALS DIE ANGEGEBENEN WENDEN SIE SICH BITTE AN DAS UNTERNEHMEN - POUR DES PERSONNALISATIONS AUTRES QUE CELLES INDIQUÉES, VEUILLEZ CONSULTER L'ENTREPRISE - PARA PERSONALIZACIONES DISTINTAS DE LAS INDICADAS, CONSULTE A LA EMPRESA - ВОЗМОЖНОСТЬ И СТОИМОСТЬ НА ИНДИВИДУАЛЬНЫЕ РАЗМЕРЫ ПРОСЬБА ЗАПРАШИВАТЬ НА ФАБРИКЕ

LINEADACQUA

- IT** _ Tutta la collezione Lineadacqua può essere realizzata scegliendo tra le categorie **A**, **D** e **O**. I frontali di porta lavabi e basi sono disponibili nella versione liscia **1** o Plissé **2**, quest'ultima non può essere realizzata in finitura lucida.
- EN** _ The entire Lineadacqua collection can be made by choosing from categories **A**, **D** and **O**. The fronts of sink units and cabinets are available in smooth **1** or Plissé **2**, the latter of which cannot be made in a high-gloss finish.
- DE** _ Die gesamte Lineadacqua-Kollektion kann in den Kategorien **A**, **D** und **O** hergestellt werden. Die Fronten der WT- Unterschränke und Unterschränke sind glatt **1** oder Plissé **2** erhältlich, wobei letztere nicht in polierter Ausführung hergestellt werden kann.
- FR** _ Toute la collection Lineadacqua peut être réalisée en choisissant parmi les catégories **A**, **D** et **O**. Les façades des porte-lavabos et des meubles bas sont disponibles en version lisse **1** ou Plissé **2**, cette dernière ne peut pas être réalisée en finition brillante.
- ES** _ Toda la colección Lineadacqua se puede realizar eligiendo entre las categorías **A**, **D** y **O**. Los frentes de soportes lavabo y módulos bajos están disponibles en la versión lisa **1** o Plissé **2**, esta última no puede realizarse en acabado brillante.
- RU** _ Вся коллекция Lineadacqua может быть произведена в отделках категорий **A**, **D** и **O**. Фасады тумб под раковины и баз могут быть с ровной **1** или с поверхностью Plisse **2**. Поверхность Plisse невозможно произвести в отделке блестящая.

A




- IT** _ Bianco lucido/Colorato gofrato
- EN** _ Glossy white/Embossed lacquered
- DE** _ Weiß Hochglanz/farbig gaufriert lackiert
- FR** _ Blanc brillant/ Laqué gaufré
- ES** _ Blanco brillo/Colores gofrados
- RU** _ Белый блестящий/Цветной гофрато.

D



- IT** _ Colorato lucido/Colorato seta
- EN** _ Glossy lacquered/Silk lacquered
- DE** _ Glänzend farbig lackiert/Seide farbig lackiert
- FR** _ Laqué brillant/ Laqué soie
- ES** _ Colores brillantes/Colores seda
- RU** _ Цветной блестящий/ Цветной seta

O



- Rovere:** sbiancato
naturale
castano
moro
grigio
matita
ardesia
thermo
evaporato


- IT** _ Essenza legno
- EN** _ Wood essence
- DE** _ Holzessenz
- FR** _ Essence bois
- ES** _ Esencia madera
- RU** _ Шпон натурального дерева

- Noce:** canadese
visone
canaletto

- Olmo:** moro


1_ sp. 2 cm

ANTA LISCIA-SMOOTH DOOR-GLATTE TÜR-PORTE LISSE-PUERTA LISA - ДВЕРЦА С РОВНОЙ ПОВЕРХНОСТЬЮ



2_ sp. 2,5 cm

ANTA PLISSÈ-PLISSÈ DOOR- PLISSÈ-TÜR - PORTE PLISSÈ-PUERTA PLISSÈ- ДВЕРЦА С ПОВЕРХНОСТЬЮ PLISSE



LINEADACQUA

LED_IN

IT _ Illuminazione a led all'interno di porta lavabi e basi compresa di trasformatore.

EN _ Internal led lighting in sink units and cabinets complete with transformer.

DE _ Led-Beleuchtung in der internen Seite von WT-Unterschränken und Unterschränken inkl. Transformator.

FR _ Éclairage LED interne pour porte-lavabos et meubles bas. Transformateur inclus.

ES _ Iluminación led en el interior de soporte lavabos y módulos bajos incl. transformador.

RU _ Светодиодная подсветка для тумб под раковины и баз изнутри, трансформатор в комплекте.



ART.

LED_IN

BARRALED

IT _ Barra LED compresa di trasformatore per illuminazione sotto porta lavabi e basi.

EN _ LED bar complete with transformer for lighting under sink units and cabinets.

DE _ LED-Streife inkl. Transformator für Beleuchtung unten WT-Unterschränken und Unterschränken.

FR _ Barre de LED avec transformateur pour l'éclairage en-dessous des porte-lavabos et meubles bas.

ES _ Tira LED con transformador para iluminación debajo de soporte lavabos y módulos bajos.

RU _ Светодиодная планка для подсветки тумб под раковины и баз снизу композиции, трансформатор в комплекте.



da/a - from/to - von/bis - à/et - de/a - от/до

L

27/108

109/198

199/216


LINEADACQUA furniture

Bianco lucido/Colorato goffrato
Glossy white/Embossed lacqueredColorato lucido/Colorato seta
Glossy lacquered/Silk lacqueredEssenza legno
Wood essence

A

D

O



IT _ Base con 1 anta dx o sx (per installazione in nicchia), completo di piedini con livellatore.

EN _ Cabinet with 1 door right or left (for installation in niche), complete with leveling feet.

DE _ Unterschrank mit 1 Tür rechts oder links (für Nischeninstallation), komplett mit Nivellierfüßen.

FR _ Meuble bas 1 porte droite ou gauche (pour installation en niche), avec pieds réglables.

ES _ Módulo con 1 puerta derecha o izquierda (para instalación entre paredes), completo de patas con nivelador.



RU _ База с прав.или лев.дверцей (для монтажа в нишу). Регулируемые ножки в комплекте.

ANTA LISCIA-SMOOTH DOOR-GLATTE TÜR-PORTE LISSE-PUERTA LISA-ДВЕРЦА С РОВНОЙ ПОВЕРХНОСТЬЮ

H	P	L	ART.
90	49	27	LTBTM1127
		36	LTBTM1136

ANTA PLISSÈ-PLISSÈ DOOR-PLISSÈ-TÜR-PORTE PLISSÈ-PUERTA PLISSÈ-ДВЕРЦА С ПОВЕРХНОСТЬЮ PLISSÈ

H	P	L	ART.
90	49,5	27	LABTM1127
		36	LABTM1136



IT _ Base con 2 ante (per installazione in nicchia), completo di piedini con livellatore.

EN _ Cabinet with 2 doors (for installation in niche), complete with leveling feet.

DE _ Unterschrank mit 2 Türen (für Nischeninstallation), komplett mit Nivellierfüßen.

FR _ Meuble bas 2 portes (pour installation en niche), avec pieds réglables.

ES _ Módulo con 2 puertas (para instalación entre paredes), completo de patas con nivelador.

RU _ База с 2-мя дверцами (для монтажа в нишу). Регулируемые ножки в комплекте.

ANTA LISCIA-SMOOTH DOOR-GLATTE TÜR-PORTE LISSE-PUERTA LISA-ДВЕРЦА С РОВНОЙ ПОВЕРХНОСТЬЮ

H	P	L	ART.
90	49	54	LTBTM1254
		72	LTBTM1272

ANTA PLISSÈ-PLISSÈ DOOR-PLISSÈ-TÜR-PORTE PLISSÈ-PUERTA PLISSÈ-ДВЕРЦА С ПОВЕРХНОСТЬЮ PLISSÈ

H	P	L	ART.
90	49,5	54	LABTM1254
		72	LABTM1272

* N.B: L' ANTA PLISSÈ NON PUÒ ESSERE REALIZZATA IN FINITURA LUCIDA - P.S. the Plissè front cannot be made in a high gloss finish - NB: Die Plissè-Tür kann nicht in polierter Ausführung hergestellt werden - N.B: La porte Plissè ne peut pas être réalisée en finition brillante - Nota: la puerta Plissè no puede ser realizada en acabado brillante - примечание: дверца с поверхностью plisse не может быть в отделке блестящая

LINEADACQUA furniture

Bianco lucido/Colorato goffrato
Glossy white/Embossed lacqueredColorato lucido/Colorato seta
Glossy lacquered/Silk lacqueredEssenza legno
Wood essence

A

D

O



- 43** IT _ Base terminale con 1 anta dx o sx (per installazione a parete), completo di piedini con livellatore.
 EN _ End cabinet with 1 door right or left (for wall installation), complete with leveling feet.
 DE _ Abschluss- Unterschrank mit 1 Tür rechts oder links (für Wandinstallation), komplett mit Nivellierfüßen.
 FR _ Meuble bas final 1 porte droite ou gauche (pour installation en niche), avec pieds réglables.
 ES _ Módulo terminal con 1 puerta derecha o izquierda (para instalación en pared), completo de patas con nivelador.
 RU _ База угловая с прав.или лев.дверцей (для монтажа в нишу). Регулируемые ножки в комплекте.




ANTA LISCIA-SMOOTH DOOR-GLATTE TÜR-PORTE LISSE-PUERTA LISA-ДВЕРЦА С РОВНОЙ ПОВЕРХНОСТЬЮ

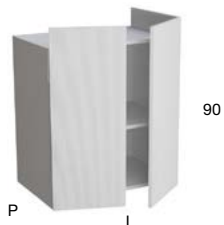
H	P	L	ART.
90	49	27	LTBTM1127T
		36	LTBTM1136T

ANTA PLISSÈ-PLISSÈ DOOR-PLISSÈ-TÜR-PORTE PLISSÈ-PUERTA PLISSÈ-ДВЕРЦА С ПОВЕРХНОСТЬЮ PLISSE

H	P	L	ART.
90	49,5	27	LABTM1127T
		36	LABTM1136T



- 43** IT _ Base con 2 ante e terminale dx o sx (per installazione a parete), completo di piedini con livellatore.
 EN _ End cabinet with 2 doors, right or left hand, (for wall installation), complete with leveling feet.
 DE _ Abschluss- Unterschrank mit 2 Türen (für Wandinstallation), komplett mit Nivellierfüßen.
 FR _ Meuble bas 2 portes final droite ou gauche (pour installation en niche), avec pieds réglables.
 ES _ Módulo con 2 puertas y terminal derecho o izquierdo (para instalación en pared), completo de patas con nivelador.
 RU _ База с 2-мя дверцами прав.или лев.угловая (для монтажа в нишу). Регулируемые ножки в комплекте.



ANTA LISCIA-SMOOTH DOOR-GLATTE TÜR-PORTE LISSE-PUERTA LISA-ДВЕРЦА С РОВНОЙ ПОВЕРХНОСТЬЮ

H	P	L	ART.
90	49	54	LTBTM1254T
		72	LTBTM1272T

ANTA PLISSÈ-PLISSÈ DOOR-PLISSÈ-TÜR-PORTE PLISSÈ-PUERTA PLISSÈ-ДВЕРЦА С ПОВЕРХНОСТЬЮ PLISSE

H	P	L	ART.
90	49,5	54	LABTM1254T
		72	LABTM1272T

* N.B: L' ANTA PLISSÈ NON PUÒ ESSERE REALIZZATA IN FINITURA LUCIDA - P.S. the Plissè front cannot be made in a high gloss finish - NB: Die Plissè-Tür kann nicht in polierter Ausführung hergestellt werden - N.B: La porte Plissè ne peut pas être réalisée en finition brillante - Nota: la puerta Plissè no puede ser realizada en acabado brillante - примечание: дверца с поверхностью plisse не может быть в отделке блестящая



LINEADACQUA furniture

Bianco lucido/Colorato goffrato
Glossy white/Embossed lacqueredColorato lucido/Colorato seta
Glossy lacquered/Silk lacqueredEssenza legno
Wood essence

A

D

O



IT _ Base con 1 anta dx o sx con 3 cassetti interni e 1 ripiano (per installazione in nicchia).
Completo di piedini con livellatore.

EN _ Cabinet with 1 door right or left with 3 interior drawers and 1 shelf (for installation in niche).
Complete with feet with leveler.

DE _ Unterschrank mit 1 Tür rechts oder links, 3 innenliegenden Schubladen und 1 Einlegeboden (für Nischeninstallation).
Komplett mit Nivellierfüßen.

FR _ Meuble bas avec 1 porte droite ou gauche, 3 tiroirs internes et 1 étagère (pour installation en niche), avec pieds réglables.

ES _ Módulo con 1 puerta der. o izq. con 3 cajones interiores y 1 estante (para instalación entre paredes).
Completo con patas niveladoras.

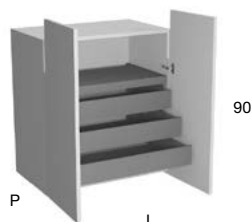

RU _ База с 1 дверцей прав. или лев. сторонней, с 3 внутренними ящиками и 1 полкой (для монтажа в нишу).
Регулируемые ножки в комплекте.

ANTA LISCIA-SMOOTH DOOR-GLATTE TÜR-PORTE LISSE-PUERTA LISA-ДВЕРЦА С РОВНОЙ ПОВЕРХНОСТЬЮ

H	P	L	ART.
90	49	27	LTBTM3127
		36	LTBTM3136

ANTA PLISSÉ-PLISSÉ DOOR-PLISSÉ-TÜR-PORTE PLISSÉ-PUERTA PLISSÉ-ДВЕРЦА С ПОВЕРХНОСТЬЮ PLISSÉ

H	P	L	ART.
90	49,5	27	LABTM3127
		36	LABTM3136



IT _ Base con 2 ante con 3 cassetti interni e 1 ripiano (per installazione in nicchia). Completo di piedini con livellatore.

EN _ Cabinet with 2 doors with 3 interior drawers and 1 shelf (for installation in niche). Complete with feet with leveler.

DE _ Unterschrank mit 2 Türen, 3 innenliegenden Schubladen und 1 Einlegeboden (für Nischeninstallation).
Komplett mit Nivellierfüßen.

FR _ Meuble bas avec 2 portes, 3 tiroirs internes et 1 étagère (pour installation en niche), avec pieds réglables.

ES _ Módulo con 2 puertas con 3 cajones interiores y 1 estante (para instalación entre paredes).
Completo con patas niveladoras.

RU _ База с 2 дверцами и 3 внутренними ящиками и 1 полкой (для монтажа в нишу).
Регулируемые ножки в комплекте.

ANTA LISCIA-SMOOTH DOOR-GLATTE TÜR-PORTE LISSE-PUERTA LISA-ДВЕРЦА С РОВНОЙ ПОВЕРХНОСТЬЮ

H	P	L	ART.
90	49	54	LTBTM3254
		72	LTBTM3272

ANTA PLISSÉ-PLISSÉ DOOR-PLISSÉ-TÜR-PORTE PLISSÉ-PUERTA PLISSÉ-ДВЕРЦА С ПОВЕРХНОСТЬЮ PLISSÉ

H	P	L	ART.
90	49,5	54	LABTM3254
		72	LABTM3272

* N.B: L' ANTA PLISSÉ NON PUÒ ESSERE REALIZZATA IN FINITURA LUCIDA - P.S. the Plissé front cannot be made in a high gloss finish - NB: Die Plissé-Tür kann nicht in polierter Ausführung hergestellt werden - N.B: La porte Plissé ne peut pas être réalisée en finition brillante - Nota: la puerta Plissé no puede ser realizada en acabado brillante - примечание: дверца с поверхностью plisse не может быть в отделке блестящая

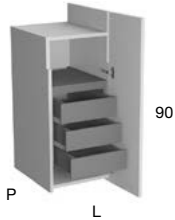

LINEADACQUA furniture

Bianco lucido/Colorato goffrato
Glossy white/Embossed lacqueredColorato lucido/Colorato seta
Glossy lacquered/Silk lacqueredEssenza legno
Wood essence

A

D

O



43 IT _ Base terminale con 1 anta dx o sx con 3 cassetti interni e 1 ripiano (per installazione a parete).
Completo di piedini con livellatore.

EN _ Terminal cabinet with 1 door right or left with 3 interior drawers and 1 shelf (for wall installation).
Complete of feet with leveler.

DE _ Abschluss- Unterschrank mit 1 Tür rechts oder links, 3 innenliegenden Schubladen und 1 Einlegeboden
(für Wandinstallation). Komplett mit Nivellierfüßen.

FR _ Meuble bas final 1 porte droite ou gauche, 3 tiroirs internes et 1 étagère (pour installation en niche), avec
pieds réglables.

ES _ Módulo terminal con 1 puerta der. o izq. con 3 cajones interiores y 1 estante (para instalación a pared).
Completo con patas niveladoras.

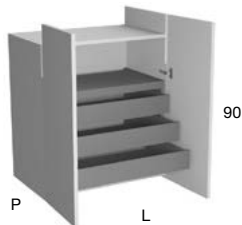

RU _ База угловая с 1 дверцей прав.или лев.сторонней и 1 полкой (для монтажа на стену).
Регулируемые ножки в комплекте.

ANTA LISCIA-SMOOTH DOOR-GLATTE TÜR-PORTE LISSE-PUERTA LISA-ДВЕРЦА С РОВНОЙ ПОВЕРХНОСТЬЮ

H	P	L	ART.
90	49	27	LTBTM3127T
		36	LTBTM3136T

ANTA PLISSÈ-PLISSÈ DOOR-PLISSÈ-TÜR-PORTE PLISSÈ-PUERTA PLISSÈ-ДВЕРЦА С ПОВЕРХНОСТЬЮ PLISSE

H	P	L	ART.
90	49,5	27	LABTM3127T
		36	LABTM3136T



43 IT _ Base con 2 ante e terminale dx o sx con 3 cassetti interni e 1 ripiano (per installazione a parete).
Completo di piedini con livellatore.

EN _ Cabinet with 2 doors and right or left terminal with 3 interior drawers and 1 shelf (for wall installation).
Complete with feet with leveler.

DE _ Abschluss- Unterschrank mit 2 Türen und 1 Seitenwand rechts oder links, 3 innenliegenden Schubladen und 1
Einlegeboden (für Wandinstallation). Komplett mit Nivellierfüßen.

FR _ Meuble bas 2 portes final droite ou gauche, 3 tiroirs internes et 1 étagère (pour installation en niche), avec
pieds réglables.

ES _ Módulo con 2 puertas y terminal der. o izq. con 3 cajones interiores y 1 estante (para instalación a pared).
Completo con patas niveladoras.

RU _ База угловая прав.или лев.сторонняя с 2 дверцами, 3 внутренними ящиками и 1 полкой (для монтажа
на стену). Регулируемые ножки в комплекте.

ANTA LISCIA-SMOOTH DOOR-GLATTE TÜR-PORTE LISSE-PUERTA LISA-ДВЕРЦА С РОВНОЙ ПОВЕРХНОСТЬЮ

H	P	L	ART.
90	49	54	LTBTM3254T
		72	LTBTM3272T

ANTA PLISSÈ-PLISSÈ DOOR-PLISSÈ-TÜR-PORTE PLISSÈ-PUERTA PLISSÈ-ДВЕРЦА С ПОВЕРХНОСТЬЮ PLISSE

H	P	L	ART.
90	49,5	54	LABTM3254T
		72	LABTM3272T


* N.B: L' ANTA PLISSÈ NON PUÒ ESSERE REALIZZATA IN FINITURA LUCIDA - P.S. the Plissè front cannot be made in a high gloss finish - NB: Die Plissè-Tür kann nicht in polierter Ausführung hergestellt werden - N.B: La porte Plissè ne peut pas être réalisée en finition brillante - Nota: la puerta Plissè no puede ser realizada en acabado brillante - примечание: дверца с поверхностью plisse не может быть в отделке блестящая

LINEADACQUA furniture


Bianco lucido/Colorato goffrato
Glossy white/Embossed lacquered

Colorato lucido/Colorato seta
Glossy lacquered/Silk lacquered

Essenza legno
Wood essence



- IT _ Base con 1 cassetto Art. SLIM (per installazione in nicchia).
- EN _ Single drawer cabinet Art. SLIM (Installation within walls).
- DE _ Unterschrank mit 1 Schublade Art. SLIM (für Nischeninstallation).
- FR _ Meuble bas 1 tiroir art. SLIM (pour installation en niche).
- ES _ Módulo con 1 cajón Art. SLIM (para instalación entre paredes).
- RU _ База с 1 ящиком арт. SLIM (для монтажа в нишу).



ANTA LISCIA-SMOOTH DOOR-GLATTE TÜR-PORTE LISSE-PUERTA LISA-ДВЕРЦА С РОВНОЙ ПОВЕРХНОСТЬЮ

H	P	L	ART.	SLIM H
50	49	27	STB1C504927	18
		36	STB1C504936	18
		54	STB1C504954	18
		72	STB1C504972	18

H	P	L	ART.	SLIM H
65	49	27	STB1C654927	18
		36	STB1C654936	18
		54	STB1C654954	18
		72	STB1C654972	18

ANTA PLISSÈ-PLISSÈ DOOR-PLISSÈ-TÜR-PORTE PLISSÈ-PUERTA PLISSÈ-ДВЕРЦА С ПОВЕРХНОСТЬЮ PLISSÈ

H	P	L	ART.	SLIM H
50	49,5	27	LABBM127	18
		36	LABBM136	18
		54	LABBM154	18
		72	LABBM172	18

H	P	L	ART.	SLIM H
65	49,5	27	LABIM127	18
		36	LABIM136	18
		54	LABIM154	18
		72	LABIM172	18

* N.B: L' ANTA PLISSÈ NON PUÒ ESSERE REALIZZATA IN FINITURA LUCIDA - P.S. the Plissè front cannot be made in a high gloss finish - NB: Die Plissè-Tür kann nicht in polierter Ausführung hergestellt werden - N.B: La porte Plissè ne peut pas être réalisée en finition brillante - Nota: la puerta Plissè no puede ser realizada en acabado brillante - примечание: дверца с поверхностью plisse не может быть в отделке блестящая


LINEADACQUA furniture

Bianco lucido/Colorato goffrato
Glossy white/Embossed lacqueredColorato lucido/Colorato seta
Glossy lacquered/Silk lacqueredEssenza legno
Wood essence

A

D

O

**43** IT _ Base terminale con 1 cassetto Art. SLIM (per installazione a parete).

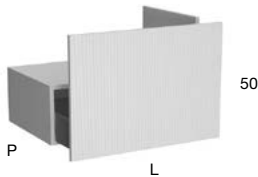
EN _ End cabinet with drawer Art. SLIM. (wall mounted installation).

DE _ Abschluss-Unterschrank mit 1 Schublade Art. SLIM (für Wandinstallation).

FR _ Meuble bas final 1 tiroir Art. SLIM (pour installation murale).

ES _ Módulo terminal con 1 cajón Art. SLIM (para instalación en pared).

RU _ База угловая с 1 ящиком арт. SLIM (для монтажа в нишу).



ANTA LISCIA-SMOOTH DOOR-GLATTE TÜR-PORTE LISSE-PUERTA LISA-ДВЕРЦА С РОВНОЙ ПОВЕРХНОСТЬЮ

H	P	L	ART.	SLIM H
50	49	27	STB1C504927T	18
		36	STB1C504936T	18
		54	STB1C504954T	18
		72	STB1C504972T	18

H	P	L	ART.	SLIM H
65	49	27	STB1C654927T	18
		36	STB1C654936T	18
		54	STB1C654954T	18
		72	STB1C654972T	18


ANTA PLISSÈ-PLISSÈ DOOR-PLISSÈ-TÜR-PORTE PLISSÈ-PUERTA PLISSÈ-ДВЕРЦА С ПОВЕРХНОСТЬЮ PLISSÈ

H	P	L	ART.	SLIM H
50	49,5	27	LABBM127T	18
		36	LABBM136T	18
		54	LABBM154T	18
		72	LABBM172T	18

H	P	L	ART.	SLIM H
65	49,5	27	LABIM127T	18
		36	LABIM136T	18
		54	LABIM154T	18
		72	LABIM172T	18

* N.B: L' ANTA PLISSÈ NON PUÒ ESSERE REALIZZATA IN FINITURA LUCIDA - P.S. the Plissè front cannot be made in a high gloss finish - NB: Die Plissè-Tür kann nicht in polierter Ausführung hergestellt werden - N.B: La porte Plissè ne peut pas être réalisée en finition brillante - Nota: la puerta Plissè no puede ser realizada en acabado brillante - примечание: дверца с поверхностью plisse не может быть в отделке блестящая









furniture BESTREET



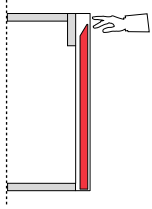
furniture BESTREET

Bianco lucido/Colorato goffrato
Glossy white/Embossed lacqueredColorato lucido/Colorato seta
Glossy lacquered/Silk lacqueredEssenza legno
Wood essence

A

D

O



IT _ Porta lavabo con 1 cassetto Art. SLIM.

N.B.: nell'altezza 25 cm, utilizzando il sifone BRAGA, il cassetto sarà sagomato.

EN _ Sink unit with 1 drawer Art. SLIM.

Note: in the height 25 cm, when using the BRAGA siphon, the drawer will be shaped.

DE _ WT-Unterschrank mit 1 Schublade Art. SLIM.

N.B.: in der Höhe von 25 cm, wenn der BRAGA Siphon verwendet wird, hat die Schublade den Siphonausschnitt.

FR _ Porte-lavabo avec 1 tiroir art.SLIM.

N.B. : dans la hauteur de 25 cm, en utilisant le siphon BRAGA, le tiroir sera avec découpe.

ES _ Soporte lavabo con 1 cajón Art. SLIM.

N.B.: En la altura de 25 cm, utilizando el sifón BRAGA, el cajón será cajeado para sifón.

RU _ Тумба под раковину с 1 ящиком арт. SLIM.

Примечание: при высоте тумбы H 25 см и использовании сифона BRAGA, ящик будет с вырезом под сифон.



H	P	L	ART.	SLIM H		
25	47	27	CSP254727	9		
		36	CSP254736	9		
		45	CSP254745	9		
		54	CSP254754	9		
		63	CSP254763	9		
		72	CSP254772	9		
37,5	47	27	CSP374727	18		
		36	CSP374736	18		
		45	CSP374745	18		
		54	CSP374754	18		
		63	CSP374763	18		
		72	CSP374772	18		

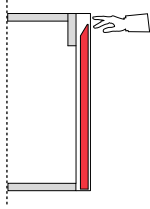
furniture BESTREET

Bianco lucido/Colorato goffrato
Glossy white/Embossed lacqueredColorato lucido/Colorato seta
Glossy lacquered/Silk lacqueredEssenza legno
Wood essence

A

D

O



IT _ Base terminale dx o sx con 1 cassetto Art. SLIM.


EN _ End RH or LH single drawer cabinet Art. SLIM.

DE _ Abschluss- Unterschrank rechts oder links mit 1 Schublade Art. SLIM.

FR _ Meuble bas final droite ou gauche 1 tiroir Art. SLIM.

ES _ Módulo terminal derecha o izquierda con 1 cajón Art. SLIM.

RU _ База угловая правосторонняя или левосторонняя с 1 ящиком SLIM.



H	P	L	ART.	SLIM H			
25	47	27	CSB254727T	9			
		36	CSB254736T	9			
		45	CSB254745T	9			
		54	CSB254754T	9			
		63	CSB254763T	9			
		72	CSB254772T	9			
		90	CSB254790T	9			
		108	CSB2547108T	9			
		126	CSB2547126T	9			
37,5	47	27	CSB374727T	18			
		36	CSB374736T	18			
		45	CSB374745T	18			
		54	CSB374754T	18			
		63	CSB374763T	18			
		72	CSB374772T	18			
		90	CSB374790T	18			
		108	CSB3747108T	18			
		126	CSB3747126T	18			

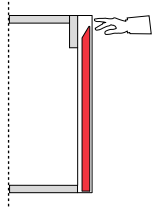
furniture BESTREET

Bianco lucido/Colorato goffrato
Glossy white/Embossed lacqueredColorato lucido/Colorato seta
Glossy lacquered/Silk lacqueredEssenza legno
Wood essence

A

D

O




- IT _ Base con 1 cassetto Art. SLIM.
 EN _ Single drawer cabinet Art. SLIM.
 DE _ Unterschrank mit 1 Schublade Art. SLIM.
 FR _ Meuble bas 1 tiroir Art. SLIM.
 ES _ Módulo con 1 cajón Art. SLIM.
 RU _ База с 1 ящиком арт. SLIM.



H	P	L	ART.	SLIM H			
25	47	27	CSB254727	9			
		36	CSB254736	9			
		45	CSB254745	9			
		54	CSB254754	9			
		63	CSB254763	9			
		72	CSB254772	9			
		90	CSB254790	9			
		108	CSB2547108	9			
		126	CSB2547126	9			
37,5	47	27	CSB374727	18			
		36	CSB374736	18			
		45	CSB374745	18			
		54	CSB374754	18			
		63	CSB374763	18			
		72	CSB374772	18			
		90	CSB374790	18			
		108	CSB3747108	18			
		126	CSB3747126	18			

materiali
e finiture /
materials
and finishes

MARMO | PIETRA - MARBLE | STONE



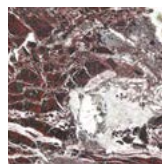
Bianco Carrara



Nero Marquina




Verde Alpi




Rosso Levanto



Grigio Imperiale




Emperador




Port Laurent



Pietra Luna




Grigio Lavico




Calacatta Viola



Bardiglio Nuvolato




Collemandina




Bianco Silver


ESSENZE LEGNO - WOOD ESSENCE




Noce canadese




Noce visone



Noce canaletto




Rovere ardesia




Rovere castano




Rovere grigio




Rovere matita




Rovere naturale



Rovere sbiancato



Rovere moro



Rovere evaporato




Rovere thermo



Olmo moro

LACCATI LUCIDI, GOFFRATI, SETA E COLORMOOD - GLOSSY LACQUERED EMBOSSED, SILK AND COLORMOOD



Bianco



Bianco mood



Bianco vetro



Ovatta



Meringa



Biancospino



Cemento




Serena



Grigio smog




Malta




Lichene




Creta




Delfino



Iceberg



Grigio pioggia



Grigio piombo



Ramerino




Matita



Basalto



Nero




Skin cenere



Malva




Mostarda




Coccodrillo



Cipria



Bambola



Veneziano



Terracotta



Pompeiano



Geranio



Melograno



Mirto



Vino



Pomice



Lambretta



Vespa




Flora



Alga




Anatra



Ossido



Era glaciale




Cielo



Mirtillo



Rana blu



Catalina



Blu navy




Strada



Profondo blu

LACCATI LUCIDI, GOFFRATI, SETA E COLORMOOD - GLOSSY LACQUERED EMBOSSED, SILK AND COLORMOOD



Falena



Tortora



Havana



Mamba



Argilla



Grigio vesuvio



Smoke



Corteccia



Kajal

www.antoniolupi.it

Per essere costantemente informati su novità e prodotti in modo dettagliato, vi invitiamo a navigare nel nostro sito sempre aggiornato.

Nell'area download potrete scaricare tutto il materiale tecnico ed informativo che vi necessita.

To constantly be up to date in a detailed manner on novelties and products please navigate through our website.

In the download area you can find all the necessary technical information.

NOTA

Alla Antonio Lupi Design S.p.A. è riservata la facoltà di apportare ai propri modelli qualsiasi modifica estetica, tecnica, nelle dimensioni e nei colori, ritenuta necessaria, nonché la facoltà di sospendere la produzione in qualunque momento senza preavviso, rinunziata fin d'ora da parte del committente ogni conseguente richiesta risarcitoria.

Si declina ogni responsabilità relativa ad eventuali inesattezze contenute in questo catalogo, se dovute ad errori di stampa o trascrizioni.

Nessun contenuto di questo catalogo può essere copiato, riprodotto anche parzialmente, ripubblicato, trasmesso o distribuito in qualunque forma, senza autorizzazione scritta dell'Antonio Lupi Design S.p.a.

NOTE

Antonio Lupi Design S.p.A. reserves the right to make any and all necessary aesthetic, technical, colour or size modifications in order to enhance use and aesthetic value, and may suspend the production cycle at any moment without notice. Such instances may not be subject to claim by the client.

We decline all responsibilities for any possible uncertainties due to misprints in this catalogue.

None of the material in this catalogue can be copied, reproduced, republished or distributed in any or partial way unless a written authorization is given from the company Antonio Lupi Design S.p.a.



Prodotto interamente in Italia
Entirely made in Italy

©Antonio Lupi Design S.p.A. 2026

