

Avila: Dos

GOOD PEOPLE . NICE BATHROOMS

*Moment dreamt of,
moment achieved.*

GENERAL CATALOGUE
PRICE LIST
SAMPLE BOOK

*Bathroom furniture
Basins & Worktops
Mirrors
Spotlights*

EX

www.avilados.com

*Nice bathrooms,
for you...*



The ESSENTIALS
Collections



STYLISH
Collections



TRENDY
Collections



SHOWERS
Cabins



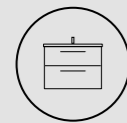
TOILETS
Sanitary



BATHROOM
Radiators

3 PRODUCT LINES

THAT OFFERS YOU DIFFERENT STYLE AND VALUE



ESSENTIALS Collections

BEST PRICE

Bathroom furniture at the competitive prices

MODERN DESIGN

Trendy modern design of bathroom furniture

EASY TO SET UP

Specific options for configuring

EXPRESS SERVICE

3 days for production



CARMEN Collection (012)



PARIS Collection (030)



NATALIA Collection (038)



MARINA Collection (046)



ARACELI Collection (054)



SLIM Collection (062)



TRENDY Collections

CONTEMPORARY DESIGN

Advanced furniture design

CUSTOMISABLE

Custom-made bathroom furniture
Customisable system configuration

VARIOUS FINISHES

A wide range of options in wood, lacquers...

SPECIAL ORDERS

Alternatives to the standard options



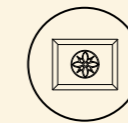
LOOP Collection (064)



ADVANCE System (074)



NOVUS Collection (104)



STYLISH Collections

UNIQUE DESIGN

A special design bathroom furniture

HIGH RANGE

High quality bathroom furniture of materials, solutions...

INNOVATIVE MATERIALS

The use of innovative materials in new and innovative ways

SPECIAL ORDERS

Alternatives to the standard options



SUE LUX Collection (126)



INDÍCE

008 THE COMPANY

There is no better professional commitment than personal commitment



164 BASINS

Basins and worktops according to material and possibilities: countertop, integrated



170 MIRRORS

Frameless or framed mirrors with the possibility of LED lighting. New models



176 SAMPLES

Samples of all the options that apply to bathroom bathroom furniture



012 COLLECTIONS

Index of bathroom furniture collections grouped according to the 3 product lines of Avila Dos

> The ESSENTIALS Collections



012
CARMEN
Collection



030
PARIS
Collection



038
NATALIA
Collection



046
MARINA
Collection



054
ARACELI
Collection



062
SLIM
Collection

> TRENDY Collections



064
LOOP
Collection



074
ADVANCE
System



104
NOVUS
Collection

> STYLISH Collections



126
SUE LUX
Collection



OTHERS

SEE ACCESSORY CATALOGUES of the range of complementary bathroom products.

BATHROOM COMPLEMENTS



SANITARY WARE
Models



ENCLOSURES
Models



SHOWER TRAYS
Models



TOWEL RAILS
Models



**THERE IS NO
GREATER
PROFESSIONAL
COMMITMENT
THAN THE
PERSONAL
COMMITMENT**

FROM CÓRDOBA

It is not infrequently that we spontaneously look back and see with surprise and pride that Avila Dos has experience in the furniture sector since 1962.

What has allowed us to keep going against all odds?

Undoubtedly, the certainty that personal commitment is the best way to be.

We are a group of people passionate about what we do. We are aware that the path of evolution never ends.

We dedicate special attention to the choice of materials and details, because we are aware that everything contributes to create a quality product.

The deep knowledge of materials and the experience acquired over the years, allows us to apply new technologies to the bathroom, generating new ideas and technical design solutions for projects open to customization.

A handcrafted and flexible approach to the project allows the integration of

manual processes and an innovative industrial production system, developing the ability to change size, proportions, shape and composition, and allowing the union of the elements into new forms, capable of interpreting personal projects and requirements.

The world of the bathroom has taken a radical turn in recent years. It has gone from being a secondary room to become a priority, a space of intimacy and seclusion that requires a corresponding reflection.

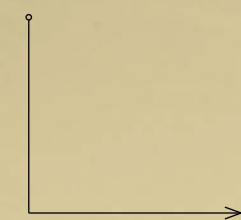
Now, we can enjoy integrated or semi-integrated bathrooms in the suite, furniture solutions whose function goes beyond serving as a support for a countertop or sink.

Our team spends time and effort listening to what people need in order to develop appropriate solutions.

The bathrooms are manufactured entirely in Spain using only top quality materials so that the passage of time and humidity conditions do not affect the furniture in any way.

This catalog is a tool of help and inspiration of the thousands of possible proposals that you can make for a new project. You can find more information at <http://www.avilados.com>

Joseli Ávila
General Director



Carlos Ávila
General Director



MORE THAN JUST TWO MAKING BATHROOM FURNITURE



Daniel Pérez
Logistics

Piedad Lucena
Financial Director

Araceli Lara
Finance Department

Gloria del Pino
Purchasing Dept.

Rosa Algar
Commercial Dept.

Adri Triviño
Commercial Dept.

Gloria Osuna
Commercial Dept.

Daga Bieg
Commercial Dept.

A TEAM OF GOOD PEOPLE

Avila Dos is a company in which, above all, people matter. Those who work as a team to take a step forward every day, and those who trust in the brand and the product, we owe and to whom we are committed.

Today, the most important asset a company has is its people. The role of people in the business organization has evolved throughout the 20th century. At the beginning of the century, people were considered only as a labor force, but later, a new concept appeared, "Human Resources", which considered the individual as a resource to be managed in the company.

Today, this concept has evolved and with HR we talk about people (New People Models), motivation, talent, knowledge, creativity... and it is considered that the key factor of the organization are the people. People bring competitive advantages to the company, and we know that it is our team that makes possible for us to improve both, our working system and our products.

Within our internal team we have a commercial network that covers the whole peninsula and several sales departments abroad in countries such as France, United Kingdom, Portugal... And, among our administration staff, sales managers in the office will be able to deal with any queries or any language request of each country.

In recent years, we have been offering a new way of looking at our products. We want it to be an inspirational catalog that helps to better understand the bathroom; the room in the house that has evolved the most from an aesthetic and functional point of view in recent years. In addition to technological innovations new formal languages have opened up and brought this space previously neglected to the rest of the house.

This is why we are aware that we must help to understand and organize easily the request for a product. In this catalog, you will find in addition to many pages of inspiration, economic evaluations as well as sample pages that allow you to comfortably appreciate the materials we have used in all our products.

We hope you enjoy it and we are at your disposal to help you anytime.

CARMEN Collection

The **ESSENTIALS** Collections

In Carmen Collection you will find modern and stylish bathroom furniture at the best price. 4 front designs in 6 possible widths and 4 types of configurations (2 drawers, 3 drawers wall hung or with legs and 2 drawers and 1 door). The latest finishes and with the best full-extension drawers.

NEW!
NEW
FINISHES!

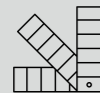
NEW!
NEW
BASINS!

REDUCED DEPTH
OPTIONAL 39 CM

EXPRESS SERVICE
3 DAYS
FOR PRODUCTION



PRICE LIST
P. 26



SAMPLES
P. 176



CARMEN Collection

The ESSENTIALS Collections

MODERN DESIGN AT THE BEST PRICE

In Carmen Collection you will find modern and stylish bathroom furniture at the best price. 4 front designs in 6 possible widths and 4 types of configurations (2 Drawers, 3 Drawers suspended or with legs and 2 Drawers and 1 Door). The latest finishes and with the best full-extension drawers.

**SAME PRICE
FOR ALL
FRONT DESIGNS**

4 FRONT DESIGNS



CARMEN ANGLED HANDLE
Aluminium / Optional in black colour (at same price)



CARMEN HANDLE
Chrome/ Optional in black colour (at same price)



CARMEN INTEGRATED HANDLE
Chrome

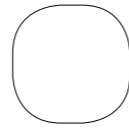


CARMEN WAVE HANDLE
Stainless steel, anodised aluminium grata

EXPRESS SERVICE
3 days for production

6 FINISHES


High quality laminates



N°4



N°5



N°6



N°18



N°15



N°20

Angled handle

Wall Hung unit
80 cm 2 Drawers
Finish N°4

Plus Basin
80 cm

Loop mirror
LED light
80 cm

Wall Cabinet
150 cm 2 Doors
Finish N°4



PRICE LIST
Pag. 26



CARMEN Collection

The ESSENTIALS Collections

BASINS

In CARMEN collection you can choose between 3 basin options. Two of them made of ceramic: Plus (with the possibility of a reduced depth) and Aire. Also optional Solido basin with a solid surface covering, in sizes from 60 to 120 cm, with possibility of twin basin.

EXPRESS SERVICE
3 days for production



PLUS BASIN
Ceramic

AIRE BASIN
Ceramic

SOLIDO BASIN
Solid surface coverage



1. Aire
Twin Basin
120 cm
2. Solido Basin
60 cm
3. Plus Basin
Reduced depth
80 x 39 cm
4. PLUS Basin
Standard depth

Wave Handle

Wall unit
120 cm 2 Drawers
Finish N°20

Aire basin
twin basin
120 cm

Frameless mirror
On a board
120 cm
Ovled Spotlight
(2 units)



PRICE LIST
Pag. 26



CARMEN Collection

The ESSENTIALS Collections

EXPRESS SERVICE
3 days for production

STORAGE

Aware of the importance of sufficient storage capacity, our furniture is designed with high quality drawers (HETTICH) and built-in organisers in standard. In addition, you can count on auxiliary hanging furniture in 2 sizes and cabinets mirrors from 60 to 120 cm.

STANDARD ORGANIZERS | HETTICH DRAWERS | WALL CUPBOARDS MIRROR CABINET



1. Organizers of series adapted to all drawers
2. Total extraction, Soft close and triple regulation. Sides in stainless steel
3. Mirror Cabinet 100 cm 3 Doors
4. Wall Cabinet with handle 1 Door 150cm

Handle

Wall hung unit
60 cm. 2 Drawers
Finish N°18
(2 units)

Solid basin
60 cm
(2 units)

Cabinet Mirror
60 cm 2 Doors
(2 units)



PRICE LIST
Pag. 26



CARMEN Collection

The ESSENTIALS Collections

EXPRESS SERVICE
3 days for production

PLACEMENT & CONFIGURATION OF THE FURNITURE

Bathroom furniture of CARMEN collection can be wall-hung with 2,3 drawers, 2 drawers and 1 door floor standing with metal legs in the 3-drawer version.



Wall hung
2 drawers
60/70/80/90/100/120

Wall hung
2 Drawers + 1 Door
80/100/120

Wall hung
3 Drawers
60/70/80/90/100/120

With legs
3 Drawers
60/70/80/90/100/120

1. Wave Handle
Wall hung unit
80 cm 3 drawers
Finish N°4
2. Angled Handle
Wall hung unit
80 cm 2 drawers
Reduced depth
Finish N°15




1.



2.

**OPTIONAL REDUCED
DEPTH 39 CM**



All mirrors with LED light comes with touch sensor as standard.



Integrated Handle

Unit with legs
80 cm 3 drawers
Finish N°5

Wall cupboard
70 cm 1 door
Finish N°5
(2 units)

Aire basin
80 cm

LED horizontal
illuminated mirror
with anti-fog system
80 cm



PRICE LIST
Pag. 26



CARMEN Collection

The ESSENTIALS Collections

MIRRORS

We offer a wide range of mirrors in different sizes, shapes and lighting systems. The basic Frameless mirror, also with the possibility of curved corners, both with the option of backlighting, or the sandblasted framed mirrors (Loop) or with stripes, both also backlit with LED. Not forgetting the cabinet mirrors available in various sizes.

*See complete range on pag. 170



Frameless Mirror
From 60 to 120 cm

Cabinet Mirror
From 60 to 120 cm
2/3 Doors

Loop LED Mirror
From 60 to 120 cm

Frameless Mirror With Led
Curved corners
From 50 to 120 cm

EXPRESS SERVICE
3 days for production

1. Wave Handle
Wall hung unit
120 cm 2 drawers
Finish N°15
2. Led Horizontal
Illuminated Mirror
From 50 to 120 cm
3. Frameless Mirror
Curved corners
LED lighting
From 50 to 120 cm

Angled Handle

Wall hung unit
120 cm
2 Drawers + 1 Door
Finish N°15

Plus basin
120 cm
Offset basin

Frameless Mirror
on a board
120 cm


Ovled Spotlight
50 cm



PRICE LIST
Pag. 26



1.



2.

3.

Plus twin basin 120 cm.
Also available in model Aire, Twin basins in sizes 100 and 120 cm.
All basins options and worktops (Avrian, stone, waterproof and colours) on pages 100 to 103.



CARMEN Collection

The ESSENTIALS Collections


EXPRESS SERVICE
3 days for production

OPTION OF "VISIBLE SIDES" WITH 19 MM OF THICKNESS

Bathroom furniture is made of a main structure, which we call the carcass with sides (that are visible or hidden) and fronts (drawers, doors, open compartments or combinations of all of them). Well, the option of visible sides can be very practical when there are problems of space for opening. It allows us to make the most of the space without making it impossible to make practical use of the furniture.



1. Integrated Handle
Detail of the opening system in the option of visible sides.
2. Shower enclosure
Series 100 Avila Dos
3. Front detail
Furniture with visible sides



Integrated Handle

Wall hung unit
100 cm
Visible sides
2 drawers
Finish N°15

Plus basin
100 cm
Centred basin

Frameless Mirror
Curved corners LED
100 cm



PRICE LIST
Pag. 28

CARMEN Collection


The ESSENTIALS Collections

- PRICES -

EXPRESS service on the entire collection.
3 days for production.

All FINISHES are at the same price
HETTICH HIGH RANGE drawers with full-extension, soft close and triple adjustment. ORGANISERS AS STANDARD

FRONT DESIGNS > ALL FRONT DESIGNS AT THE SAME PRICE



SETUPS 2 DRAWERS

WIDTH	REFERENCE
60	24.07.206
70	24.07.201
80	24.07.208
90	24.07.202
100	24.07.210
120*	24.07.205
120**	24.07.212

BASINS PLUS CERAMIC BASIN

WIDTH	REFERENCE
61	01.20.380
71	01.20.349
81	01.20.358
91	01.20.382
101	01.20.383
121*	01.20.346
121**	01.20.384

3 DRAWERS WALL HUNG

WIDTH	REFERENCE
60	24.07.306
70	24.07.301
80	24.07.308
90	24.07.302
100	24.07.310
120*	24.07.305
120**	24.07.312

AIRE CERAMIC BASIN

WIDTH	REFERENCE
61	01.20.821
81	01.20.823
91	01.20.824
101*	01.20.825
101**	01.20.595
121**	01.20.827

3 DRAWERS WITH LEGS

WIDTH	REFERENCE
60	24.07.706
70	24.07.701
80	24.07.708
90	24.07.702
100	24.07.710
120*	24.07.705
120**	24.07.712

SOLIDO BASIN

Solid Surface Coverage

WIDTH	REFERENCE
60,5	01.20.676
70,5	01.20.677
80,5	01.20.678
90,5	01.20.679
100,5	01.20.680
120,5*	01.20.681
120,5**	01.20.684

2 DRAWERS + 1 DOOR

Right

WIDTH	REFERENCE
80	24.07.228
100	24.07.230
120	24.07.232

Note: Possibility of centred basin and/or offset to LEFT. The unit is fitted with a under sink drawer without organisers, the design does not allow it.

Left door

WIDTH	REFERENCE
80	24.07.238
100	24.07.240
120	24.07.242


Note: Possibility of centred basin and/or offset to RIGHT. The unit is fitted with a under sink drawer without organisers, the design does not allow it.

SOLIDO OFFSET BASIN

Solid Surface Coverage

WIDTH	REFERENCE	PRICE
LEFT OFFSET		
121	01.20.683	
RIGHT OFFSET		
121	01.20.682	

FINISHES



SEE COMPLETE RANGE OF MIRRORS Page 170
SEE SAMPLE BOOK OF FINISHES Page 178
MORE BASINS OPTIONS AND WORKTOPS Page 101

BASIN WITH OFFSET BOWL PLUS OFFSET CERAMIC BASIN

WIDTH	REFERENCE	PRICE
LEFT OFFSET		
81	01.20.344	
91	01.20.301	
101	01.20.308	
121	01.20.305	
RIGHT OFFSET		
81	01.20.336	
91	01.20.333	
101	01.20.338	
121	01.20.306	

2 DRAWERS Reduced depth

WIDTH	REFERENCE
60	24.07.216
70	24.07.217
80	24.07.218
100	24.07.220

3 DRAWERS WALL HUNG Reduced depth

WIDTH	REFERENCE
60	24.07.316
70	24.07.317
80	24.07.318
100	24.07.320

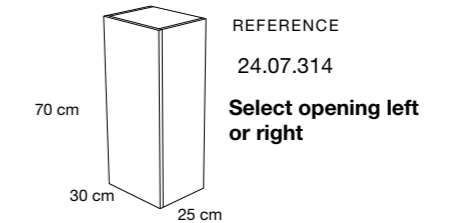
3 DRAWERS WITH LEGS Reduced depth

WIDTH	REFERENCE
60	24.07.716
70	24.07.717
80	24.07.718
100	24.07.720

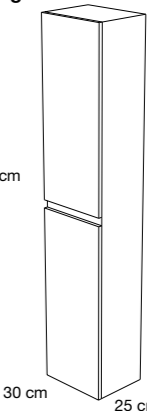
PLUS CERAMIC BASIN Reduced depth

WIDTH	REFERENCE
61	01.20.385
71	01.20.407
81	01.20.408
101	01.20.409

AUXILIARIES WALL CUPBOARD 1 DOOR



REFERENCE
24.07.314
Select opening left or right



WALL CABINET 1/2D

According to front design

REFERENCE
24.07.321
*Angled handle and Integrated handle for 2D
*Handle and Wave handle 1D
*Select opening left or right

AUXILIARES NOTE
By default auxiliaries are opening to the right.

ACCESSORIES IRON HOLDER Chrome Finish



FINISH REFERENCE
Chrome 01.01.351

DRYER HOLDER Chrome Finish



FINISH REFERENCE
Chrome 01.01.350

TOWEL RACK Chrome/ Black Finish



CLICK CLACK VALVES Chrome/ White / Black Finish



CM	FINISH	REFERENCE	FINISH	REFERENCE
36	Chrome	01.01.349	Chrome	01.01.382
29*	Chrome	01.01.342	Black	01.01.383
29*	Matt black	01.01.342N	White	01.01.384

*For units with a reduced depth or for those who wants a smaller towel rack

CARMEN Collection > Visible sides in 19mm

The ESSENTIALS Collections



FRONT DESIGNS >
VISIBLE SIDES + INTEGRATED HANDLE
INTEGRATED HANDLE
Chrome

ASSESSMENTS SETUPS 2 DRAWERS

WIDTH	REFERENCE
60	30.03.206
70	30.03.201
80	30.03.208
90	30.03.202
100	30.03.210
120*	30.03.205
120**	30.03.212

BASINS PLUS CERAMIC BASIN

WIDTH	REFERENCE
61	01.20.380
71	01.20.349
81	01.20.358
91	01.20.382
101	01.20.383
121*	01.20.346
121**	01.20.384

AIRE CERAMIC BASIN

WIDTH	REFERENCE
61	01.20.821
81	01.20.823
91	01.20.824
101*	01.20.825
101**	01.20.595
121**	01.20.827

SOLIDO BASIN

Solid Surface Coverage

WIDTH	REFERENCE
60,5	01.20.676
70,5	01.20.677
80,5	01.20.678
90,5	01.20.679
100,5	01.20.680
120,5*	01.20.681
120,5**	01.20.684

BASIN NOTES

* Basins with centred bowl
** Basins with twin bowl
AIRE twin basin 100 cm has undersink drawer without organisers, the design does not allow for this.

SOLID OFFSET BASIN

Solid Surface Coverage


WIDTH	REFERENCE	PRICE
LEFT OFFSET		
121	01.20.683	
RIGHT OFFSET		
121	01.20.682	

thickness

EXPRESS service on the entire collection.
3 days for production.

All FINISHES are at the same price
HETTICH HIGH RANGE drawers with full-extension, soft close and triple adjustment. ORGANISERS AS STANDARD

FINISHES



SEE COMPLETE RANGE OF MIRRORS Page 170

SEE SAMPLE BOOK OF FINISHES Page 178

MORE BASINS OPTIONS AND WORKTOPS Page 101

CERAMIC BASIN WITH OFFSET BOWL PLUS OFFSET BASIN

WIDTH	REFERENCE	PRICE
LEFT OFFSET		
81	01.20.344	
91	01.20.301	
101	01.20.308	
121	01.20.305	
RIGHT OFFSET		
81	01.20.336	
91	01.20.333	
101	01.20.338	
121	01.20.306	

2 DRAWERS Reduced depth

WIDTH	REFERENCE
60	30.03.216
70	30.03.217
80	30.03.218
100	30.03.220

3 DRAWERS WALL HUNG Reduced depth

WIDTH	REFERENCE
60	30.03.316
70	30.03.317
80	30.03.318
100	30.03.320

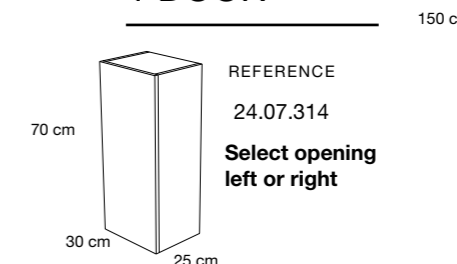
3 DRAWERS WITH LEGS Reduced depth

WIDTH	REFERENCE
60	30.03.716
70	30.03.717
80	30.03.718
100	30.03.720

PLUS CERAMIC BASIN Reduced depth

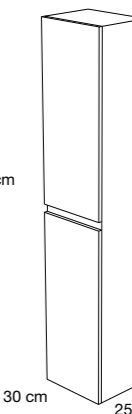
WIDTH	REFERENCE
61	01.20.385
71	01.20.407
81	01.20.408
101	01.20.409

AUXILIARIES WALL CUPBOARD 1 DOOR



REFERENCE
24.07.314

Select opening left or right



WALL CABINET 2D

REFERENCE
24.07.321

* Select opening left or right

NOTE:

ONLY INVISIBLE SIDES option for auxiliaries
By default the doors of auxiliaries open to the right.

ACCESSORIES

IRON HOLDER
Chrome Finish



FINISH REFERENCE
Chrome 01.01.351

DRYER HOLDER
Chrome Finish



FINISH REFERENCE
Chrome 01.01.350

TOWEL RACK
Chrome/Black Finish



CM FINISH REFERENCE
36 Chrome 01.01.349
29* Chrome 01.01.342
29* Matt black 01.01.342N

CLICK CLACK VALVES
Chrome/ White/Black Finish



FINISH REFERENCE
Chrome 01.01.382
Black 01.01.383
White 01.01.384

* For units with a reduced depth or for those who wants a smaller towel rack

3 DRAWERS WALL HUNG

WIDTH	REFERENCE
60	30.03.306
70	30.03.301
80	30.03.308
90	30.03.302
100	30.03.310
120*	30.03.305
120**	30.03.312

3 DRAWERS WITH LEGS

WIDTH	REFERENCE
60	30.03.706
70	30.03.701
80	30.03.708
90	30.03.702
100	30.03.710
120*	30.03.705
120**	30.03.712

2 DRAWERS + 1 DOOR Right

WIDTH	REFERENCE
80	30.03.228
100	30.03.230
120	30.03.232

Left

Note: Possibility of basin centred and/or offset to LEFT.
The unit is fitted without under sink drawers organisers, the design does not allow it.

WIDTH	REFERENCE
80	30.03.238
100	30.03.240
120	30.03.242

Note: Possibility of centred basin and/or offset to the RIGHT.
The unit is fitted without under sink drawers organisers, the design does not allow it.

NOTE:

120* Centred under sink drawer, for single-basin
120** Double under sink drawers, for twin-basin

PARIS Collection

The ESSENTIALS Collections

Paris Collection is a series of bathroom furniture with a modern design that is characterised by the curved corner on the lacquered fronts of the furniture. The Paris bathroom furniture is available in 5 widths with combinations of 2 and 3 drawers wall hung or with legs. We have added the new stone worktops. A touch of style that will not leave you feeling indifferent.

NEW!
STONE
WORKTOP

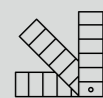
NEW!
NEW
ACCESSORIES

REDUCED DEPTH
OPTIONAL 39 CM

EXPRESS SERVICE
3 days for production



PRICE LIST
Pag.36



SAMPLES
Pag.179



PARIS Collection

The ESSENTIALS Collections

EXPRESS SERVICE
3 days for production

SELECT FROM BASIN OPTIONS

The Paris units are available in 5 widths (60/70/70/80/100/120 cm) with 2 and 3 wall hung drawers and the possibility of 3 drawers with legs. You can choose between 4 finishes N° 63 (Gloss White) 70 (Matt White), 34 (Sand Beige), and 51 (Anthracite Grey). Complete the set with the auxiliary to increase the storage capacity.



PLUS BASIN
Ceramic

AIRE BASIN
Ceramic

SOLIDO BASIN
Solid Surface Coverage

CALACATTA WORKTOP
Calacatta Stone + under-
countertop Avrian Basin.

MARQUINA BLACK WORKTOP
Marquina Black Stone + under-
countertop Avrian basin.



CALACATTA compact stone worktop with Avrian BE basin



BLACK MARQUINA compact stone worktop with Avrian BE basin



PLUS single centred basin Ceramic



PLUS Twin basin 120 cm Ceramic .
Also available in AIRE model, twin basin in sizes 100 and 120 cm.
All basins options and worktops (Avrian, stone, waterproof and colours) on pages 100 to 103.



Paris
Wall hung unit
70 cm 2 drawers
Finish N°70

PLUS basin
70 cm

Frameless Mirror
curved corners LED
70 cm

Spotlight
LED Spotlight Chrome
30 cm



PRICE LIST
Pag.36

PARIS Collection

The ESSENTIALS Collections

NEW STONE WORKTOPS

The new stone worktops are the perfect addition to the Paris collection. A simple, modern and stylish design that goes up a notch in its combination with the stone and Avrian basin and delicacy of the new material base drawers finish. The Paris collection offers you various options to maximise your storage capacity: 3 drawers, wall cupboard or wall cabinet.

EXPRESS SERVICE
3 days for production

1. Stone Worktop
Negro Marquina
with 2 Avrian
undercounter basins
worktop 120 cm
2. Organisers
New fabric base
for organisers
in standard
3. Unit with legs
60 cm 3 drawers
Finish N°51
Stone worktop + Avrian
undercounter basin
Calacatta Finish (Ref.P2)
LED horizontal illuminated
mirror + anti fog system
50 cm
4. Wall Cabinet (3 pcs.)
150 cm 1 door
Finish N°34/51
Wall cupboard
70 cm 1 door
Finish N° 70



Paris

Wall hung unit
120 cm 2 drawers
Finish N°34

Stone worktop +
2 Avrian basins
120 cm undercountertop
Black finish
Marquina (Ref.P6)

Frameless mirror
curved corners LED
50 cm (2 pcs.)

Spotlights
LED Spotlight Chrome
30 cm (2 pcs.)



PRICE LIST
Pag.36



PARIS Collection

The ESSENTIALS Collections

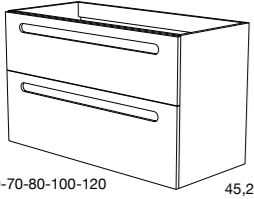
- PRICES -

FRONT DESIGNS

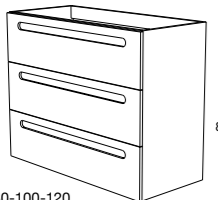


SETUPS

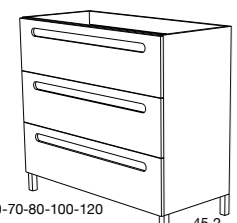
2 DRAWERS

	WIDTH	REFERENCE	FINISH 70	FINISH 63/34/51
	60	27.01.206		
	70	27.01.207		
	80	27.01.208		
	100	27.01.210		
	120*	27.01.205		
	120**	27.01.212		

3 DRAWERS WALL HUNG

	WIDTH	REFERENCE	FINISH 70	FINISH 63/34/51
	60	27.01.306		
	70	27.01.307		
	80	27.01.308		
	100	27.01.310		
	120*	27.01.305		
	120**	27.01.312		

3 DRAWERS WITH LEGS

	WIDTH	REFERENCE	FINISH 70	FINISH 63/34/51
	60	27.01.706		
	70	27.01.707		
	80	27.01.708		
	100	27.01.710		
	120*	27.01.705		
	120**	27.01.712		

NOTE:

120* Centered under sink drawer, for single basin with centred bowl
120** Double undersink drawers for twin basins

NOTE:

* Basins with centred bowl
** Basins with twin bowl
AIRE twin basin 100 cm has undersink drawer without organisers, the design does not allow for this.

FINISHES

LACQUERED



BASINS

PLUS CERAMIC BASIN

	WIDTH	REFERENCE
	46 cm	
	61	01.20.380
	71	01.20.349
	81	01.20.358
	101	01.20.383
	121*	01.20.346
121**	01.20.384	

NEW

AIRE CERAMIC BASIN

	WIDTH	REFERENCE
	46 cm	
	61	01.20.821
	81	01.20.823
	101*	01.20.825
	101**	01.20.595
	121**	01.20.827

NEW


SOLIDO BASIN

Solid Surface Coverage

	WIDTH	REFERENCE
	46 cm	
	60,5	01.20.676
	70,5	01.20.677
	80,5	01.20.678
	100,5	01.20.680
	120,5*	01.20.681
120,5**	01.20.684	

COMPACT STONE WORKTOP

WITH UNDERCOUNTERTOP AVRIAN BASIN WITH CURVED CORNERS

	ANCHO	REFERENCIA
	46 cm	
	61	01.20.691
	71	01.20.692
	81	01.20.693
	101	01.20.695
	121*	01.20.696
121**	01.20.697	


2cm =

Calacatta Negro Marquina
Ref. P2 Ref. P6
*More colour options on p.188

- PRICES -

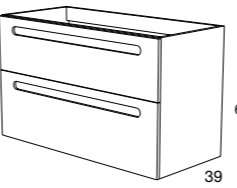
PLUS BASIN

CERAMIC OFFSET BASIN

	WIDTH	REFERENCE	PRICE
	LEFT OFFSET		
	81	01.20.344	
	101	01.20.308	
	121	01.20.305	
	RIGHT OFFSET		
	81	01.20.336	
	101	01.20.338	
	121	01.20.306	

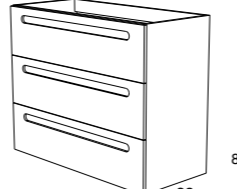
2 DRAWERS

Reduced depth

	WIDTH	REFERENCE	FINISH 70	FINISH 63/34/51
	60	27.01.216		
	70	27.01.217		
	80	27.01.218		
	100	27.01.220		

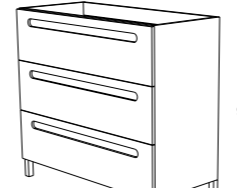
3 DRAWERS WALL HUNG

Reduced depth

	WIDTH	REFERENCE	FINISH 70	FINISH 63/34/51
	60	27.01.316		
	70	27.01.317		
	80	27.01.318		
	100	27.01.320		

3 DRAWERS WITH LEGS

Reduced depth

	WIDTH	REFERENCE	FINISH 70	FINISH 63/34/51
	60	27.01.716		
	70	27.01.717		
	80	27.01.718		
	100	27.01.720		

PLUS CERAMIC BASIN

Reduced depth

	WIDTH	REFERENCE
	39 cm	
	61	01.20.385
	71	01.20.407
	81	01.20.408
	101	01.20.409

1,8cm =



EXPRESS service on the entire collection.
3 days for production.



HETTICH HIGH RANGE drawers with full-extension, soft close and triple adjustment.
ORGANISERS AS STANDARD



MORE BASINS OPTIONS
AND WORKTOPS Page 101




SEE COMPLETE RANGE
OF MIRRORS Page 170




SEE SAMPLES OF
FINISHES Page 179

SOLID OFFSET BASIN Solid Surface Coverage

	WIDTH	REFERENCE	PRICE
	LEFT OFFSET		
	121	01.20.683	
	RIGHT OFFSET		
	121	01.20.682	


AUXILIARIES

WALL CUPBOARD 1D

	REF.	N°70	N°63/51/34
	150 cm		
	70 cm	27.01.314	

Select opening left or right

WALL CABINET 1D

	REF.	N°70	N°63/51/34
	150 cm		
	70 cm	27.01.321	

Select opening left or right

AUXILIARES NOTE

By default auxiliaries are opening to the right.

ACCESSORIES

IRON HOLDER

Chrome finish



FINISH	REFERENCE
Chrome	01.01.351

DRYER HOLDER

Chrome finish



FINISH	REFERENCE
Chrome	01.01.350

TOWEL RACKS

Chrome/Black finish



CM	FINISH	REFERENCE
36	Chrome	01.01.349
29*	Chrome	01.01.342
29*	Black Matt	01.01.342N

CLIK-CLAK VALVES

Finishes Chrome/White/Black



FINISH	REFERENCE
Chrome	01.01.382
Black	01.01.383
White	01.01.384

* For furniture with a reduced depth or for those who wants a smaller towel rail

NATALIA Collection

The **ESSENTIALS** Collections

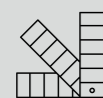
Natalia Collection offers a bathroom furniture design in 2 lacquered and 2 PET finishes. 4 finishes, 3 widths and 4 set-ups (1 and 2 drawers and 3 drawers wall hung or with the possibility to be supported with legs)

EXPRESS SERVICE
3 days for production

REDUCED DEPTH
Optional 39 cm



PRICE LIST
Pag.44



SAMPLES
Pag.180



NATALIA Collection

The ESSENTIALS Collections

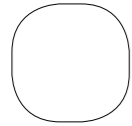

FINISHES

Natalia Collection offers a design of lacquered and PET bathroom furniture with hidden handle in 3 possible finishes, 3 sizes and 4 configurations (1, 2 or 3 drawers with the possibility to be wall hung or with legs). Choose between 3 models of basins made of different materials.

LACQUERED

PET

NEW



N°70 MATT

N°63 GLOSS

N°15

N°20

EXPRESS SERVICE
3 days for production

1. Wall hung unit
80 cm 2 drawers
Finish N°70
Plus Basin
80 cm
2. Hidden handle detail
From 60 to 100 cm
3. Wall hung unit
100 cm 3 drawers
Finish N°20
Frameless Mirror
100 cm
LED Spotlight
80 cm
Dryer Holder
Chrome



Natalia

Wall hung unit
80 cm 2 drawers
Finish N°20

Plus basin
80 cm

Cabinet Mirror
80 cm 2 doors

Towel rack
36 cm Chrome



PRICE LIST
Pag.44

NATALIA Collection

The ESSENTIALS Collections

STORAGE & SETUPS

Natalia collection allows you to design a bathroom with a large storage capacity thanks to 100cm units with 3 drawers that can be combined with the auxiliary wall cabinets.

EXPRESS SERVICE
3 days for production

1. Unit with legs
100 cm 3 drawers
Finish N°70
Frameless Mirror
100 cm
Spotlight
LED chrome
30 cm
2. Wall cabinet
150 cm 1 door
Finish N°15



Natalia

Wall hung unit
100 cm 1 drawer
Finish N°15

Solido basin
100 cm

Frameless Mirror
curved corners LED
100 cm

Spotlight
LED Chrome
30 cm



PRICE LIST
Pag.44



NATALIA Collection

The ESSENTIALS Collections



EXPRESS service on the entire collection.
3 days for production.

HETTICH HIGH RANGE drawers with full-extension, soft close and triple adjustment.
ORGANISERS AS STANDARD

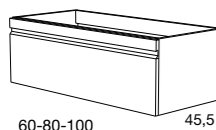
- PRICES -

FRONT DESIGNS



SETUPS

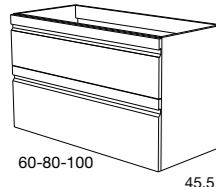
1 DRAWER

	WIDTH	REFERENCE
	60	27.05.106
	80	27.05.108
	100	27.05.110

BASINS PLUS CERAMIC BASIN

	WIDTH	REFERENCE
	46 cm	
	61	01.20.380
	81	01.20.358
	101	01.20.383

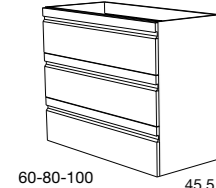
2 DRAWERS WALL HUNG

	WIDTH	REFERENCE
	60	27.05.206
	80	27.05.208
	100	27.05.210

AIRE CERAMIC BASIN

	WIDTH	REFERENCE
	46 cm	
	61	01.20.821
	81	01.20.823
	101*	01.20.825
	101**	01.20.595

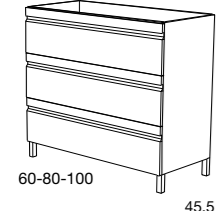
3 DRAWERS WALL HUNG

	WIDTH	REFERENCE
	60	27.05.306
	80	27.05.308
	100	27.05.310


SOLIDO BASIN Solid Surface Coverage

	WIDTH	REFERENCE
	46 cm	
	60,5	01.20.676
	80,5	01.20.678
	100,5	01.20.680

3 DRAWERS WITH LEGS

	WIDTH	REFERENCE
	60	27.05.706
	80	27.05.708
	100	27.05.710

PLUS CERAMIC OFFSET BASIN


	WIDTH	REFERENCE	PRICE
	LEFT OFFSET		
	81	01.20.344	
	101	01.20.308	
	RIGHT OFFSET		
	81	01.20.336	
	101	01.20.338	

NOTE:

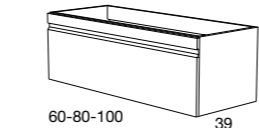
* Basins with centred bowl
** Basins with twin bowl
AIRE twin basin 100 cm has undersink drawer without organisers, the design does not allow for this.

- PRICES -

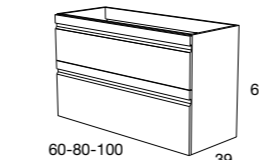
FINISH



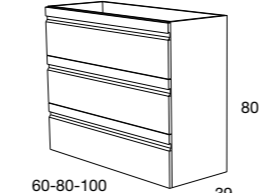
1 DRAWER Reduced depth

	WIDTH	REFERENCE
	60	27.05.116
	80	27.05.118
	100	27.05.120

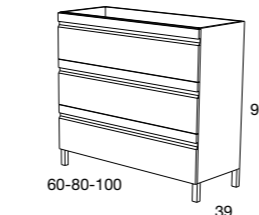
2 DRAWERS Reduced depth

	WIDTH	REFERENCE
	60	27.05.216
	80	27.05.218
	100	27.05.220

3 DRAWERS WALL HUNG Reduced depth

	WIDTH	REFERENCE
	60	27.05.316
	80	27.05.318
	100	27.05.320

3 DRAWERS WITH LEGS Reduced depth

	WIDTH	REFERENCE
	60	27.05.716
	80	27.05.718
	100	27.05.720

PLUS CERAMIC BASIN Reduced depth

	WIDTH	REFERENCE
	39 cm	
	61	01.20.385
	81	01.20.408
	101	01.20.409



MORE BASINS
OPTIONS
AND WORKTOPS
Page 101

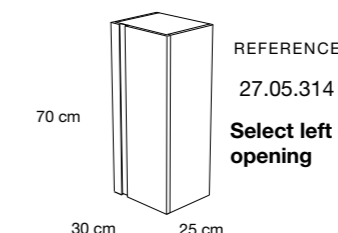


SEE COMPLETE
RANGE OF MIRRORS
Pag 170



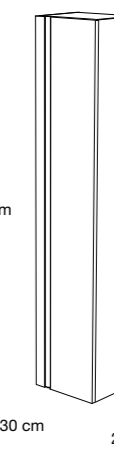
SEE SAMPLES OF
FINISHES Page 180

AUXILIARES WALL CUPBOARD 1 D



REFERENCE
27.05.314

Select left or right
opening



WALL CABINET 1 D

REFERENCE
27.05.321

Select left or right
opening

NOTE AUXILIARES

By default auxiliaries are opening to the right.

ACCESSORIES

IRON HOLDER
Chrome finish



FINISH REFERENCE
Chrome 01.01.351

DRYER HOLDER
Chrome finish



FINISH REFERENCE
Chrome 01.01.350

TOWEL RACKS
Chrome/Black finish



CLIK-CLAK VALVES
Finishes Chrome/White/Black



CM	FINISH	REFERENCE
36	Chrome	01.01.349
29*	Chrome	01.01.342
29*	Black	01.01.342N

FINISH	REFERENCE
Chrome	01.01.382
Black	01.01.383
White	01.01.384

*For furniture with a reduced depth or for those who who wants a smaller towel rail

MARINA Collection

The ESSENTIALS Collections



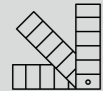
Marina Collection is made of PET, non-fingerprint and recyclable material, you will find bathroom furniture with a unique design with the possibility of 3 widths, 2 or 3 drawers, wall hung or with legs. Choose between 3 finishes.

EXPRESS SERVICE
3 days for production


NEW
ACCESSORIES



PRICE LIST
Pag.52



SAMPLES
Pag.181



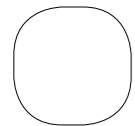
MARINA Collection

The ESSENTIALS Collections

DESIGN

Marina Collection is made of PET, non-fingerprint and recyclable material, you will find bathroom furniture with a unique design with the possibility of 3 widths, 2 or 3 drawers, wall hung or with legs. Choose between the 3 finishes.

PET



N°70 MATT



N°15



N°22

1. Detail of hidden drawer handle
2 drawers unit

2. Wall hung unit
80 cm 2 Drawers
Finish N°70 Matt
Plus Basin
80 cm

Frameless Mirror
80 cm
Spotlight
LED spotlight Chrome
30 cm

Wall cabinet
150 cm 1 Door
Finish N°70

EXPRESS SERVICE
3 days for production

New
Collection



Marina

Wall hung unit
60 cm 2 drawers
Finish N°70

Plus Basin
60 cm

Wall cabinet
150 cm 1 Door
Finish N° 70

Loop Mirror
LED light
ø70 cm



PRICE LIST
Pag.52



MARINA Collection

The ESSENTIALS Collections

EXPRESS SERVICE
3 days for production

New
Collection

PET. ANTI-FINGERPRINT AND RECYCLABLE MATERIAL

PET is a material that can resist high humidity, temperature and light, so that it is suitable to be placed outdoors or indoors with high humidity. It is characterised by its high resistance to stress and resistance to wear and tear, thanks to its rigidity and durability. It is a eco friendly material, which respects the environment and human being throughout its entire life cycle and regeneration particularly hygienic during use.

- | | | |
|--|--|--|
| 1. Unit with legs
100 cm 3 Drawers
Finish N°22
Aire basin
100 cm | Frameless Mirror
100 cm
Spotlight
LED Chrome
30 cm | Wall cabinet
150 cm 1 Door
Finish N°22 |
|--|--|--|



Marina

Wall hung unit
80 cm 2 Drawers
Finish N°15

Plus Basin
80 cm

Wall cupboard
70 cm 1 Drawers
Finish N°15

Frameless Mirror
with curved corners
80 cm

Spotlight
LED Chrome
30 cm

Towel Rack
36 cm Chrome



PRICE LIST
Pag.52

- PRICES -

FRONT DESIGNS



SETUPS
2 DRAWERS

WIDTH	REFERENCE
60	28.01.206
80	28.01.208
100	28.01.210

60-80-100 45,8

BASINS
PLUS CERAMIC BASIN

WIDTH	REFERENCE
61	01.20.380
81	01.20.358
101	01.20.383

46 cm
1,8 cm =

NEW

SOLIDO BASIN
Solid Surface Coverage

WIDTH	REFERENCE
60,5	01.20.676
80,5	01.20.678
100,5	01.20.680

46 cm
1,5 cm =

3 DRAWERS WALL HUNG

WIDTH	REFERENCE
60	28.01.306
80	28.01.308
100	28.01.310

60-80-100 45,8

3 DRAWERS WITH LEGS

WIDTH	REFERENCE
60	28.01.706
80	28.01.708
100	28.01.710

60-80-100 45,8

PLUS CERAMIC OFFSET BASIN

WIDTH	REFERENCE	PRICE
LEFT OFFSET		
81	01.20.344	
101	01.20.308	
RIGHT OFFSET		
81	01.20.336	
101	01.20.338	

1,8 cm =

- PRICES -

FINISH
PET



SEE COMPLETE RANGE OF MIRRORS
Page 170



SEE SAMPLES OF FINISHES
Page 181

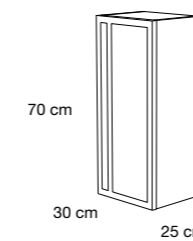


MORE BASINS OPTIONS AND WORKTOPS
Page 101



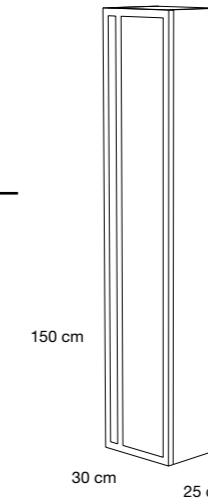
ACCESSORIES

WALL CUPBOARD 1 D



REFERENCE
28.01.314
Select opening
left or right

WALL CABINET 1 D



REFERENCE
28.01.321
Select opening
left or right

NOTE:

By default auxiliaries are opening to the right.

ACCESSORIES

IRON HOLDER
Chrome Finish



FINISH	REFERENCE
Chrome	01.01.351

DRYER HOLDER
Chrome Finish



FINISH	REFERENCE
Chrome	01.01.350

TOWEL RACK
Chrome/Black Finish



CM	FINISH	REFERENCE
36	Chrome	01.01.349
29*	Chrome	01.01.342
29*	Black	01.01.342N

CLIK-CLAK VALVES
Chrome/White/Black Finish



FINISH	REFERENCE
Chrome	01.01.382
Black	01.01.383
White	01.01.384

*For furniture with a reduced depth or for those who who needs a smaller towel rail

ARACELI Collection

The ESSENTIALS Collections



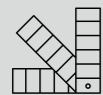
Araceli Collection is made of PET, an anti-fingerprint and recyclable material. A commitment to sustainability linked to design. It offers the possibility of 3 widths in configurations of 2 and 3 drawers, wall hung or with legs. Choose between 3 finishes.

EXPRESS SERVICE
3 days for production

**NEW
ACCESSORIES**



PRICE LIST
Pag.60



SAMPLES
Pag.182



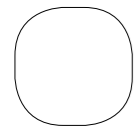
ARACELI Collection

The ESSENTIALS Collections

DESIGN

Araceli bathroom furniture is made of PET, an anti-fingerprint and recyclable material. The fine framing around the borders adds a unique touch to design that turns it into a modern bathroom with details of a new classicism.


PET



N°70 MATT



N°11



N°51

- | | | |
|---|--|---|
| <p>1. Unit with legs
80 cm 3 Drawers
Finish N°51
Plus Basin 80 cm
Frameless Mirror
80 cm</p> | <p>Spotlight
LED Chrome
30 cm</p> | <p>2. Drawer detail
Unit with legs
80 cm 3 Drawers</p> |
| | <p>Wall cupboard
70 cm 1 Door
Finish N°51</p> | |

EXPRESS SERVICE
3 days for production

New
Collection



Araceli

Wall hung unit
100 cm 2 Drawers
Finish N°51
Aire basin
100 cm

Frameless Mirror
on a board
LED light on the top
100 cm

Wall cupboard
70 cm 1 Door
Finish
N°11/51



PRICE LIST
Pag.60

ARACELI Collection

The ESSENTIALS Collections

EXPRESS SERVICE
3 days for production

New
Collection

PET. ANTI-FINGERPRINT AND RECYCLABLE

PET is a material that can resist high humidity, temperature and light, so that it is suitable to be placed outdoors or indoors with high humidity. It is characterised by its high resistance to stress and resistance to wear and tear, thanks to its rigidity and durability. It is an eco friendly material, which respects the environment and human being throughout its entire life cycle and regeneration: particularly hygienic during use.

- | | | |
|---|---|---|
| <p>1. Wall hung unit
60 cm 2 drawers
Finish N°70
Plus Basin 60 cm</p> | <p>Frameless Mirror
60 cm
Spotlight
LED Spotlight
30 cm</p> | <p>2. Drawer detail
Wall hung unit
100 cm 2 Drawers</p> |
|---|---|---|



Araceli

Wall hung unit
80 cm 2 Drawers
Finish N°11
Plus basin
80 cm

Frameless Mirror
Curved corners
80 cm
Spotlight
Led Chrome
30 cm

Wall cabinet
150 cm 1 Door
Finish N°11



PRICE LIST
Pag.60

In ARACELI collection the colour
N° 11 has a white carcass



EXPRESS service on the entire collection.
3 days for production.

HETTICH HIGH RANGE drawers with full-extension, soft close and triple adjustment.
ORGANISERS AS STANDARD

- PRICES -

FRONT DESIGNS



SETUPS
2 DRAWERS

WIDTH	REFERENCE
60	28.02.206
80	28.02.208
100	28.02.210

BASINS
PLUS CERAMIC BASIN

WIDTH	REFERENCE
61	01.20.380
81	01.20.358
101	01.20.383

3 DRAWERS WALL HUNG

WIDTH	REFERENCE
60	28.02.306
80	28.02.308
100	28.02.310

NEW
AIRE CERAMIC BASIN

WIDTH	REFERENCE
61	01.20.821
81	01.20.823
101*	01.20.825
101**	01.20.595

3 DRAWERS WITH LEGS

WIDTH	REFERENCE
60	28.02.706
80	28.02.708
100	28.02.710

NEW
SOLIDO BASIN
Solid Surface Coverage

WIDTH	REFERENCE
60,5	01.20.676
80,5	01.20.678
100,5	01.20.680


PLUS CERAMIC OFFSET BASIN

WIDTH	REFERENCE	PRICE
LEFT OFFSET		
81	01.20.344	
101	01.20.308	
RIGHT OFFSET		
81	01.20.336	
101	01.20.338	

NOTE:
* Basins with centred bowl
** Basins with twin bowl
AIRE twin basin 100 cm has undersink drawer without organisers, the design does not allow for this.

- PRICES -

FINISH
PET



SEE COMPLETE RANGE
OF MIRRORS Page 170



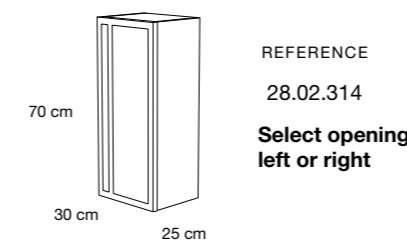
SEE SAMPLES OF
FINISHES Page 182



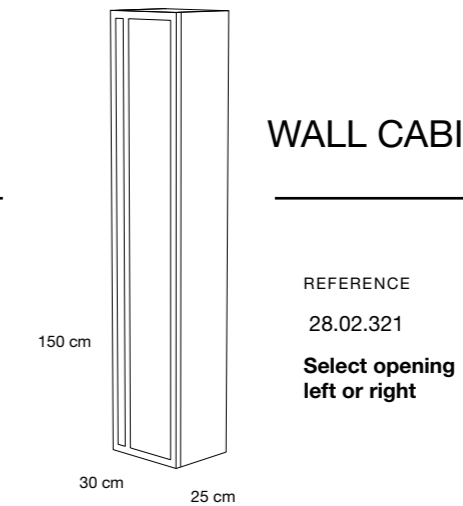
MORE BASINS OPTIONS
AND WORKTOPS Page 101



AUXILIARIES
WALL CUPBOARD 1D



WALL CABINET 1D



NOTE AUXILIARES
By default auxiliaries are opening to the right

ACCESSORIES
IRON HOLDER
Chrome finish



FINISH	REFERENCE
Chrome	01.01.351

DRYER HOLDER
Chrome finish



FINISH	REFERENCE
Chrome	01.01.350

TOWEL RACKS
Chrome/Black finish



CM	FINISH	REFERENCE
36	Chrome	01.01.349
29*	Chrome	01.01.342
29*	Black	01.01.342N

*For furniture with a reduced depth or for those who wants a smaller towel rail

CLIK-CLAK VALVES
Finishes Chrome/White/Black



FINISH	REFERENCE
Chrome	01.01.382
Black	01.01.383
White	01.01.384

SLIM Collection

The ESSENTIALS Collections

MINI DESIGN

The SLIM set is the perfect solution for MINI-sized bathrooms, also guest toilets that you want to present in a modern and functional way. SLIM is perfect as well for those on limited budgets. Also available cupboard for additional storage.



EXPRESS SERVICE
3 days for production

Perfect FOR SMALL SPACES
BIG CAPACITY basin with overflow

3 FINISHES

High Quality Laminated Melamine
SEE SAMPLE P.183



N°4

N°5

N°6



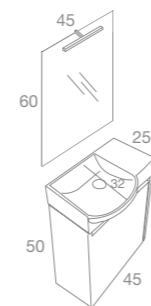
Finish N°5



Finish N°6



Possibility of Handle Free in black without price increase



PRICE LIST

REFERENCE	DESCRIPTION
24.07.101	1D unit + basin
21.00.123	Frameless mirror 45
01.20.075	LED Spotlight 30



Slim

Wall hung unit 45 cm 1 Door Finish N°4	Frameless Mirror 45 cm Spotlight 30 cm
--	---

LOOP Collection

The **TRENDY** Collections

Loop Collection brings new features. Our unique design with rounded fronts and curved handle has an exclusive basin (LOOP) and now comes with the possibility of other integrated in Ávrian basins, stone and countertop (see page 68).

NEW!
NEW
WORKTOPS

NEW!
NEW
COLOURS

NEW!
NEW
COLOURS



PRICE LIST
Pag.72



SAMPLES
Pag.188



LOOP Collection

The TRENDY Collections

INNOVATIVE DESIGN

Loop Collection brings new features. Our unique design with rounded fronts and curved handle has an exclusive washbasin (LOOP) and now comes with the possibility of other integrated basins in Ávrian, stone and countertop (see page 68)

3 WIDTHS

60/80/105 CM - 2 Drawers WALL HUNG



DESIGN OF HANDLE


Integrated fitting in the front of the unit



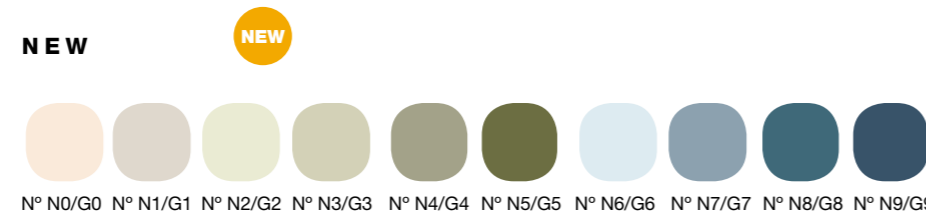
40 COLOURS: LACQUERED, MATT OR GLOSS

Available in customised colour according to RAL or NCS chart (INCREASE 15%)

MATT / GLOSS FINISH



NEW



NOTE: The number on the right is gloss and the number on the left is matt. If there is only one, it can't be done in gloss.

LOOP

Wall hung unit
105 cm 2 Drawers
Finish N8

Compacted
Stone worktop
105 cm
Calacatta finish
Ref.P2

Oval basin
tap
50 cm

Frame mirror
metallic leather strip
ø60 cm



PRICE LIST
Pag.72



LOOP Collection

The TRENDY Collections

BASINS

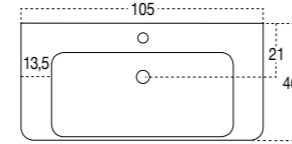
One of the most special elements of the LOOP collection is dedicated basin with the same name. We remind you about option of 105 cm Loop basin with the possibility of worktop surface, as well with the option of applying other types of worktops to the same piece of furniture.

EXCLUSIVE LOOP BASIN

Ceramic bowl 60/80/105cm

1. Loop Basin
105 cm

** In the 105 size of basin has a shelf on both sides
2. Stone worktop combined with Avrian undercountertop basin
100 cm
Gris polar finish (Ref. P3)
3. Avrian basin
S2 for Loop
4. Stone worktop
White finish
(Ref. P7)
Square basin
tap (Thin)
42x42 cm



1.



NEW

2.



NEW

3.



NEW

4.

IMPORTANT: All LOOP worktops come with curved corners

Check out other stone options on PAG. 188



LOOP

Wall Hung unit
80 cm 2 Drawers
Finish N°70

Loop basin
80 cm

Loop mirror
LED light
80 cm



PRICE LIST
Pag.72

LOOP Collection

The TRENDY Collections

MIRRORS & STORAGE

In LOOP collection, our bathroom storage allows you to keep things tidy so that everyone can find their brush, even in the morning rush. As with the other collections, the drawers are fully extractable with a organiser system as standard and, as a new feature a protective base.



Wall Cupboard
70 cm 1 Door
Finish N°51

Wall cabinet
150 cm 2 Doors
Finish N° 51

- 1. Wall hung unit
60 cm 2 Drawers
Finish N°51
- 2. Loop basin
60 and 80 cm



LOOP basin
60 and 80 cm

LOOP Basin 80 cm.
White click clack valve
optional for any type of
type of basin.



2.



LOOP

Wall hung unit
60 cm 2 Drawers
Finish N1
Avrian S2 basin
for Loop
60 cm

Frameless Mirror
Curved corners
50 cm (2 pcs.)
Spotlight OVLED
50 cm



PRICE LIST
Pag.72

LOOP Collection

The TRENDY Collections

- PRICES -

FRONT DESIGN



HANDLE FREE
Integrated in the front of the unit

SETUPS

2 DRAWERS

	WIDTH	REFERENCE	MATT LACQUER	GLOSS LACQUER
	60	27.06.226		
	80	27.06.228		
	105	27.06.229		

AUXILIARIES

WALL CUPBOARD 1D

	REFERENCE	MATT LACQUER	GLOSS LACQUER
	27.06.314		

WALL CABINET 2D

	REFERENCE	MATT LACQUER	GLOSS LACQUER
	27.06.321		

BASINS

LOOP CERAMIC BASIN

	WIDTH	REFERENCE
	60	01.20.446
	80	01.20.447
	105	01.20.448

S2 BASIN

ÁVRIAN BASINS (SOLID SURFACE) FOR LOOP

	WIDTH	REFERENCE
	60	01.20.751
	80	01.20.753
	105	01.20.755

COMPACTED STONE WORKTOP WITH ÁVRIAN UNDERCOUNTERTOP BASIN FOR LOOP WITH CURVED CORNERS

	WIDTH	REFERENCE
	60	01.20.661
	80	01.20.663
	105	01.20.665

COMPACTED STONE WORKTOP FOR COUNTERTOP BASINS WITH CURVED CORNERS

	WIDTH	REFERENCE
	60	01.20.761
	80	01.20.763
	105	01.20.765

FINISHES OF COMPACT STONE

REF. P6 Negro Marquina	REF. P2 Calacatta	REF. P3 Gris Polar	REF. P4 Coffee	REF. P5 Portoro	REF. P1 Black	REF. P7 White

NOTE STONE WORKTOPS
Stone Basins have curved corners

- PRICES -

➤ HETTICH HIGH RANGE drawers with full-extension, soft close and triple adjustment. ORGANISERS AS STANDARD

MATT OR GLOSSY LACQUERED FINISHES (CUSTOMISED COLOURS ACCORDING TO RAL / NCS CHART POSSIBLE. INCREASE 15%)

NOTE: The number on the right is gloss and the number on the left is matt. If there is only one, it means it can not be made glossy.



CERAMIC COUNTERTOP BASINS

BOL

	MEASURE	MODEL	REFERENCE
	40 Ø x 15	BOL (Thin)	01.20.853

CIRCULAR

	MEASURE	MODEL	REFERENCE
	35 Ø x 12	CIRCULAR (Thin)	01.20.854

SQUARE (Tap)

	MEASURE	MODEL	REFERENCE
	42 x 42 x 13	SQUARE tap (Thin)	01.20.855

OVAL (Tap)

	MEASURE	MODEL	REFERENCE
	50 x 38 x 12	OVAL tap (Thin)	01.20.852

OVAL (In Black and White Colour)

	MEASURE	MODEL	REFERENCE
	46 x 33 x 13	WHITE (Thin)	01.20.851
	46 x 33 x 13	BLACK (Thin)	01.20.856

ÁVRIAN COUNTERTOP BASINS (SOLID SURFACE)

AVRIAN CIRCULAR

	MEASURE	MODEL	REFERENCE
	40 Ø x 15	ÁVRIAN Circular	01.20.641

AVRIAN RECTANGULAR

	MEASURE	MODEL	REFERENCE
	48 x 32 x 13	ÁVRIAN Rectangular	01.20.645

ACCESSORIES

IRON HOLDER Chrome finish



FINISH	REFERENCE
Chrome	01.01.351

DRYER HOLDER Chrome finish



FINISH	REFERENCE
Chrome	01.01.350

TOWEL RACKS Chrome/Black finish



CM	FINISH	REFERENCE
36	Chrome	01.01.349
29*	Chrome	01.01.342
29*	Black Matt	01.01.342N

CLIK-CLAK VALVES Finishes Chrome/White/Black



FINISH	REFERENCE
Chrome	01.01.382
Negro	01.01.383
White	01.01.384

*For furniture with a reduced depth or for those who wants a smaller towel rail

ADVANCE System

The TRENDY Collections

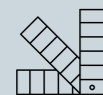


Advance SYSTEM is our system for creating furniture with a high level of personalisation. For this purpose, you can have modules with 1, 2 and 3 drawers (which can be matched with visible cubes) from 60 up to 120cm in standard measures and with the possibility of customised design. Choose between 5 Oaks, 6 Laminates and 40 Lacquers in matt or glossy with the possibility of Colours RAL/NCS. Multiple options of basins and worktops. Come and check...

BESPOKE FURNITURE	7 FRONTS DESIGNS	5 FINISHES IN OAK	40 FINISHES IN LACQUER	6 FINISHES IN LAMINATES
----------------------	---------------------	----------------------	---------------------------	----------------------------



PRICE LIST
Pag.92



SAMPLES
Pag.184



ADVANCE System

The TRENDY Collections

New System

A WAY TO CREATE YOUR CUSTOM-MADE FURNITURE

Advance System furniture offers 7 designs of fronts with different types of handles that can be fitted to any of the finishes. Another outstanding feature is the variety of basins in ceramic, Avrian and now also in stone.



MODULAR FURNITURE

COMPACT FURNITURE

CUSTOM MADE

1. Advance Handle (black)

Wall hung unit
80 cm 1 drawer
Carcass finish 70
+ R3 fronts
Open unit
1 open shelf 80 cm
Finish N°70

Stone compact worktop
80 cm
White finish (Ref.P7)
Square basin Tap (Thin)
42 x 42 cm

Circular mirror metal frame and leather strip
Ø60 cm



Angled Handle

Wall hung unit
120 cm 4 drawers
Finish R0
Open Unit
1 shelf 50 cm
Finish N° 34

Compact stone worktop + Avrian basin under countertop
170 cm
1 offset basin
Coffee finish (Ref.P4)

Wall cupboard
70 cm 1 door
Finish R0/N°34
Open shelf
40 cm
Finish N°34

Cabinet Mirror
120 cm 3 doors



PRICE LIST
Pag.92



Good people. Nice Bathrooms | 77

ADVANCE System

The TRENDY Collections



Handle free Natalia

Wall hung module
90 cm 1 drawer (2 pcs.)
Finish N°70
Frame 140 cm
Finish N°70
Avrian S8 basin 140 cm
Worktop 180 cm
Finish N°70

Wall Cabinet
150 cm 1 Door
Finish N°70
(2 pcs.)

Frameless Mirror
LED Lighting
40 cm (3 pcs.)



PRICE LIST
Pag.92

DESIGN YOUR BATHROOM FURNITURE THE WAY YOU WANT IT

Advance System is our way of creating your own personalised, compact or modular bathroom solution. Combine materials, drawers, doors or open shelves. Create accessories in the style and size you want.

ADVANCE System

The TRENDY Collections



7 FRONT DESIGNS

The design of the front of a furniture defines its personality. In the Advance System collection, you can choose from 7 different designs: 3 hidden handles and 4 pull handles. You can choose between a minimalist look with a hidden handle or a uniquely styled version such as the Paris handle free - the choice is yours!

7 FRONT DESIGNS | BLACK OPTION IN TWO FRONT DESIGNS

7 HANDLE FREE & HANDLE DESIGNS

Choose between different opening systems



ANGLED HANDLE
Aluminium

ANGLED HANDLE
Black (at same price)

INTEGRATED HANDLE
Chrome

HANDLE FREE 21
Mechanised at the front



HANDLE
Chrome

HANDLE
Black (at same price)

WAVE HANDLE
Stainless steel anodised aluminium

HANDLE FREE PARIS
Front carved handle



HANDLE FREE NATALIA
Front carved handle

Handle Free Paris

Wall hung unit
120 cm 1 drawer
Finish N7
Avrian S2 basin
120 cm offset basin

Frameless mirror
(custom-made)
LED Spotlight
30 cm chrome



PRICE LIST
Pag.92



ADVANCE System

The TRENDY Collections



SINGULAR FURNITURE

Advance System can be customised to create the solution of your choice. You can place it wall hung or supported and for this, you have 2 options: the wooden base support (in two heights h 15/25cm), for unit with 2 drawers and 60 cm height and Advance legs, for unit with 3 drawers and 80 cm supported and furniture with 1 un-drained drawer.


BASE SUPPORT
H15/25CM

ADVANCE LEGS
(CHROME)

- 1. Integrated Handle**
Supported unit
80 cm 2 drawers
Finish N°15
Wooden base support
80 cm H15
Finish N°70
Stone worktop
80cm
White Finish
(Ref. P7)

Oval basin
Tap (Thin)
50 cm

Loop Mirror
LED light
80 cm
- 2. Compact stone worktop**
+ 2 basins Avrian under
worktop
Marquina Black finish
(Ref. P6)
- 3. Advance legs**
Chrome
- 4. Wooden Base support**
Height 25 cm
Finish N° 51



Handle free 21

Supported unit
180 cm 4 Drawers
Finish N°51
Wooden Base support
180 cm H25
Finish N°51
Compact stone worktop
+ 2 basins Avrian under
worktop 180 cm
Marquina Black finish
(Ref. P6)

Spotlight
LED chrome
30 cm (2 pcs.)
Open shelf
Unit with 2
open shelves
Finish N 51

Frameless Mirror
60 cm (2 pcs.)



PRICE LIST
Pag.92

ADVANCE System

The TRENDY Collections

Angled Handle

Wall hung unit
70 cm 1 drawer (2 pcs.)
Finish R2

Open module
1 open unit 60 cm
Finish R2

Wall hung open
unit
(1 shelf)
70 cm (3 pcs.)
Finish R2

Stone compact
worktop
200 cm
White finish
(Ref. P7)

Oval basin
(Thin) ceramic
(2 pcs.)
46 cm

Frameless mirror
LED lighting
140 cm



PRICE LIST
Pag.92



DESIGN YOUR BATHROOM FURNITURE THE WAY YOU WANT IT

Advance System is our way of creating your own personalised, compact or modular bathroom solution. Combine materials, drawers, doors or open shelves. Create the complements in the style and size you want.

ADVANCE System

The TRENDY Collections



A SYSTEM TO CREATE A FURNITURE OF YOUR CHOICE

Advance System's bathroom solutions allow you to create unique bathroom according to your taste and needs. The custom-made furniture makes it possible to maximise space and increase storage capacity.

NEW COLOURS

NEW

New range of colours. Also available RAL/NCS (INCREASE 15%)



N° N0/G0 N° N1/G1 N° N2/G2 N° N3/G3 N° N4/G4 N° N5/G5 N° N6/G6 N° N7/G7 N° N8/G8 N° N9/G9

1. Integrated Handle

- Wall hung unit
120 cm
2 Drawers + 1 Door
Finish N0
- Stone compacted
worktop
120 cm
Portoro finish
(Ref.P5)
- Oval basin
Tap (Thin)
50 cm
- Led horizontal
illuminated mirror
80 cm
Includes anti-fog system

2. Handle Free Paris

- Wall hung unit
120 cm 6 drawers
Finish N° 70
- Plus Basin
120 cm
offset
- LOOP Mirror
LED light
ø70 cm



WAVE Handle

- Wall hung unit
85 cm 1 drawer
Finish R0
- Water-resistant
worktop
85 cm 1 drawer
Finish R0
- Frame
85 cm
Finish N°70
Avrian basin S6
85 cm
- Circular Frameless
Mirror
Circular LED
80 cm
- Open Shelf
70 cm open unit
with 2 shelves
Finish R0
Wall cupboard
70 cm 1 Door
Finish R0



PRICE LIST
Pag.92

ADVANCE System

The TRENDY Collections



BASINS & WORKTOPS IN CERAMIC, AVRIAN AND STONE

You can choose from a wide range of ceramic basins with maximum durability and resistance and Avrian. Worktops made of the new resins, compact, resistant and pleasant to the touch. In addition, countertop washbasins with the possibility of combining them with stone, lacquered or laminated worktops.

1. Oval ceramic basin (Thin) Ceramic 46 cm
2. Avrian S8 basin 120 cm

Angled Handle

Wall hung unit
120 cm 2 drawers
Finish N22
Compact stone worktop
120 cm
Finish Gris Polar (Ref.P3)

Oval basin
Fine (Porcelain)
46 cm

Cabinet Mirror
120 cm 3 Doors

Towel rack
36 cm
Chrome



PRICE LIST
Pag.92



ADVANCE System

The TRENDY Collections

DESIGN YOUR BATHROOM FURNITURE THE WAY YOU WANT IT

Advance System is our way of creating your own personalised, compact or modular bathroom solution. Combine materials, drawers, doors or open shelves. Create the complements in the style and size you want.



Angled Handle

Wall hung
90 cm 1 drawer (2 pcs.)
Finish N° 15
Water-resistant worktop
180 cm (2 pcs.)
Finish N° 15
Frame
180 cm
Finish N° 15
Wall hung unit
90 cm 1 drawer (2 pcs.)
Finish N° 5
Water-resistant worktop
180 cm
Finish N° 5

Circular basin
(Thin) ceramic
ø35 cm

Wall cupboard
70 cm 1 door (2 pcs.)
Finish N°15/5

Frameless Mirror
Circular
100ø cm



PRICE LIST
Pag.92

- PRICES -

FRONT OPTIONS AND COMBINED FINISHES

FINISHES	HANDLE	ANGLED HANDLE	WAVE HANDLE	INTEGRATED HANDLE	HANDLE FREE 21	HANDLE FREE PARIS	HANDLE FREE NATALIA
Laminated	✓	✓	✓	✓	✓	X	X
Matt lacquer	✓	✓	✓	✓	✓	✓	✓
Gloss lacquer	✓	✓	✓	✓	✓	✓	✓
Oak	✓	✓	✓	✓	✓	X	X

FRONT DESIGNS



ANGLED HANDLE
Aluminium / Optional Black



INTEGRATED HANDLE
Chrome



HANDLE FREE 21
Mechanised at the front



HANDLE FREE NATALIA
Front carved handle



HANDLE
Chrome



HANDLE
Optional Black (at same price)



WAVE HANDLE
Anodised aluminium



HANDLE FREE PARIS
Front carved handle

FINISHES

GLOSS/MATT LACQUERS

Customised RAL/NCS colour possible (INCREASE 15%)

NOTE: The number on the right is gloss and the number on the left is matt. If there is only one, it cannot be done in gloss.



N° 70/63 N° 34/K7 N° 49/76 N° 71 N° M5/K5 N° 32 N° 51 N° 88 N° M2/K2 N° M4/K4 N° M6/K6

NEW 2021



N° 22/K9 N° N0/G0 N° N1/G1 N° N2/G2 N° N3/G3 N° N4/G4 N° N5/G5 N° N6/G6 N° N7/G7 N° N8/G8 N° N9/G9

OAK


Natural veneer



N° R2 N° R3 N° R0 N° R5 N° R6

LAMINATES

High quality laminates



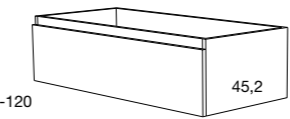
N°4 N°5 N°6 N°18 N°15 N°20
NEW NEW NEW

- PRICES -

SETUPS

1 DRAWER

WIDTH	REFERENCE	LAMINATED	MATT LACQUER	GLOSS LACQUER	OAK
60	30.01.106				
70	30.01.107				
80	30.01.108				
90	30.01.109				
100	30.01.110				
120*	30.01.105				
120**	30.01.112				



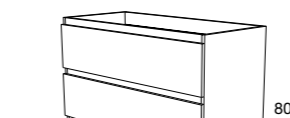
2 DRAWERS

WIDTH	REFERENCE	LAMINATED	MATT LACQUER	GLOSS LACQUER	OAK
60	30.01.206				
70	30.01.207				
80	30.01.208				
90	30.01.209				
100	30.01.210				
120*	30.01.205				
120**	30.01.212				



3 DRAWERS

WIDTH	REFERENCE	LAMINATED	MATT LACQUER	GLOSS LACQUER	OAK
60	30.01.306				
70	30.01.307				
80	30.01.308				
90	30.01.309				
100	30.01.310				
120*	30.01.305				
120**	30.01.312				



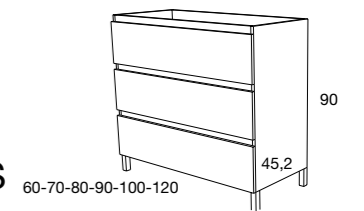
For the PARIS option of finishes (70, 63, 51 and 34) the prices indicated in ESSENTIALS are fixed. (SEE Page 36)
For NATALIA option of finishes (70 and 63) the prices indicated in ESSENTIALS are fixed. (SEE Page 44)

NOTE:

120* Centred undersink drawer, for single-basin with centred bowl
120** Double undersink drawers, for twin basin

3 DRAWERS WITH LEGS

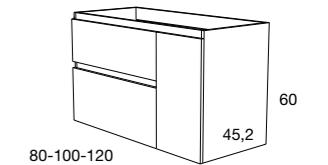
WIDTH	REFERENCE	LAMINATED	MATT LACQUER	GLOSS LACQUER	OAK
60	30.01.706				
70	30.01.707				
80	30.01.708				
90	30.01.709				
100	30.01.710				
120*	30.01.705				
120**	30.01.712				



For the PARIS option of finishes (70, 63, 51 and 34) the prices indicated in ESSENTIALS are fixed. (SEE Page 36)
For NATALIA option of finishes (70 and 63) the prices indicated in ESSENTIALS are fixed. (SEE Page 44)

2 DRAWERS + 1 DOOR

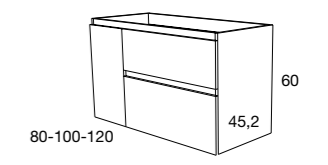
WIDTH	REFERENCE	LAMINATED	MATT LACQUER	GLOSS LACQUER	OAK
80	30.01.228				
100	30.01.230				
120	30.01.232				



The unit is fitted with undersink drawers without organisers, the design does not allow for this. Possibility of centred and/or offset basin.

1 DOOR + 2 DRAWERS

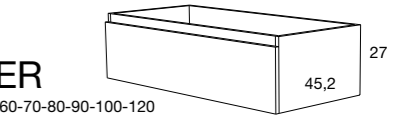
WIDTH	REFERENCE	LAMINATED	MATT LACQUER	GLOSS LACQUER	OAK
80	30.01.238				
100	30.01.240				
120	30.01.252				



The unit is fitted with undersink drawers without organisers, the design does not allow for this. Possibility of centred and/or offset basin.

1 UN-DRAINED DRAWER

WIDTH	REFERENCE	LAMINATED	MATT LACQUER	GLOSS LACQUER	OAK
60	30.01.016				
70	30.01.017				
80	30.01.018				
90	30.01.019				
100	30.01.020				
120	30.01.022				



NOTE:

Un drained = without under sink drawers

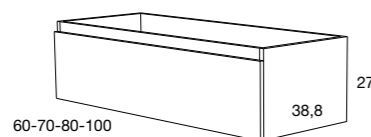


- PRICES -

REDUCED DEPTH SETUPS

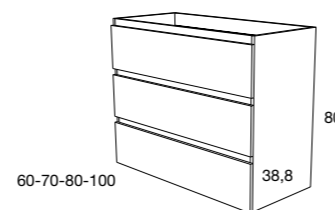
Reduced depth

1 DRAWER
Reduced depth



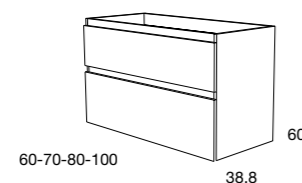
WIDTH	REFERENCE	LAMINATED	MATT LACQUER	GLOSS LACQUER	OAK
60	30.01.116				
70	30.01.117				
80	30.01.118				
100	30.01.120				

3 DRAWERS
Reduced depth



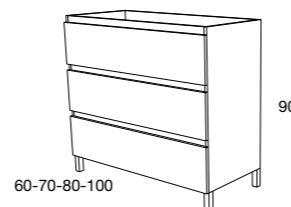
WIDTH	REFERENCE	LAMINATED	MATT LACQUER	GLOSS LACQUER	OAK
60	30.01.316				
70	30.01.317				
80	30.01.318				
100	30.01.320				

2 DRAWERS
Reduced depth



WIDTH	REFERENCE	LAMINATED	MATT LACQUER	GLOSS LACQUER	OAK
60	30.01.216				
70	30.01.217				
80	30.01.218				
100	30.01.220				

3 DRAWERS + LEGS
Reduced depth



WIDTH	REFERENCE	LAMINATED	MATT LACQUER	GLOSS LACQUER	OAK
60	30.01.716				
70	30.01.717				
80	30.01.718				
100	30.01.720				

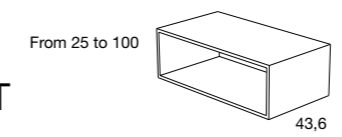
For the PARIS option of finishes (70, 63, 51 and 34) the prices indicated in ESSENTIALS are fixed. SEE Page 37
For NATALIA option of finishes (70 and 63) the prices indicated in ESSENTIALS are fixed. (SEE Page 45)

- PRICES -

CONFIGURATIONS OF BESPOKE UNITS

MADE TO MEASURE

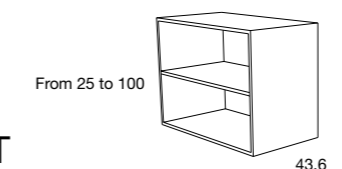
WALL HUNG OPEN UNIT
Made to measure



WIDTH	REFERENCE	LAMINATED	MATT LACQUER	GLOSS LACQUER	OAK
25 to 50	30.01.001				
51 to 100	30.01.002				

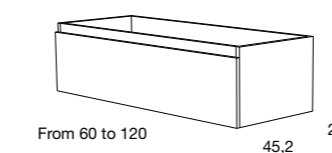
1 shelf

WALL HUNG OPEN UNIT
Made to measure



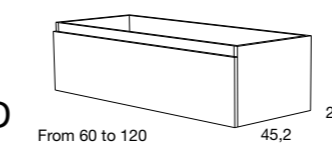
WIDTH	REFERENCE	LAMINATED	MATT LACQUER	GLOSS LACQUER	OAK
25 to 50	30.01.006				
51 to 100	30.01.007				

1 DRAWER
Made to measure



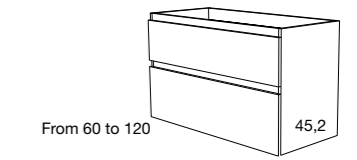
WIDTH	REFERENCE	LAMINATED	MATT LACQUER	GLOSS LACQUER	OAK
60 to 90	30.01.141				
91 to 120	30.01.143				

1 DRAWER UN-DRAINED
Made to measure



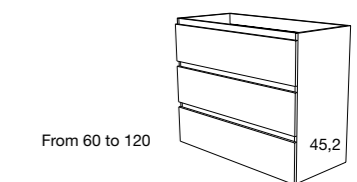
WIDTH	REFERENCE	LAMINATED	MATT LACQUER	GLOSS LACQUER	OAK
60 to 90	30.01.142				
91 to 120	30.01.144				

2 DRAWERS
Made to measure



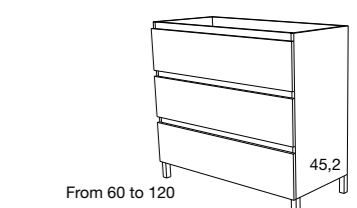
WIDTH	REFERENCE	LAMINATED	MATT LACQUER	GLOSS LACQUER	OAK
60 to 90	30.01.241				
91 to 120	30.01.251				

3 DRAWERS
Made to measure



WIDTH	REFERENCE	LAMINATED	MATT LACQUER	GLOSS LACQUER	OAK
60 to 90	30.01.341				
91 to 120	30.01.353				

3 DRAWERS + LEGS
Made to measure



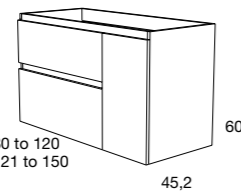
WIDTH	REFERENCE	LAMINATED	MATT LACQUER	GLOSS LACQUER	OAK
60 to 90	30.01.741				
91 to 120	30.01.743				



- PRICES -

CONFIGURATIONS OF BESPOKE UNITS

MADE TO MEASURE

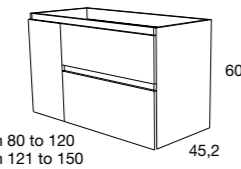


2 DRAWERS + 1 DOOR
Made to measure

WIDTH	REFERENCE	LAMINATED	MATT LACQUER	GLOSS LACQUER	OAK
80 to 120	30.01.242				
121 to 150	30.01.243				

IMPORTANT:
Measures less than 139 cm only admits offset basins. From 140 cm it also admits basins with centred basin. Double basins are not allowed in any size.

The furniture is equipped with a drainage system without organisers, the design does not allow for this.

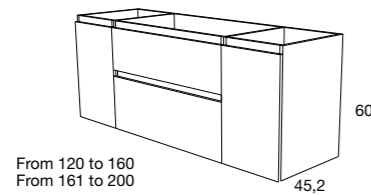


1 DOOR + 2 DRAWERS
Made to measure

WIDTH	REFERENCE	LAMINATED	MATT LACQUER	GLOSS LACQUER	OAK
80 to 120	30.01.262				
121 to 150	30.01.263				

IMPORTANT:
Measures less than 139 cm only admits offset basins. From 140 cm it also admits basins with centred basin. Double basins are not allowed in any size.

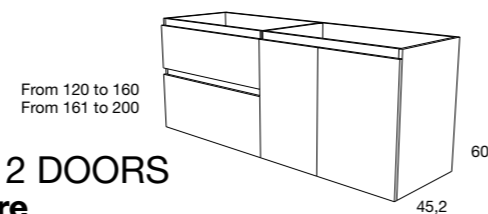
The furniture is equipped with a drainage system without organisers, the design does not allow for this.



1 D + 2 DRW + 1 D
Made to measure

WIDTH	REFERENCE	LAMINATED	MATT LACQUER	GLOSS LACQUER	OAK
120 to 160	30.01.244				
161 to 200	30.01.245				

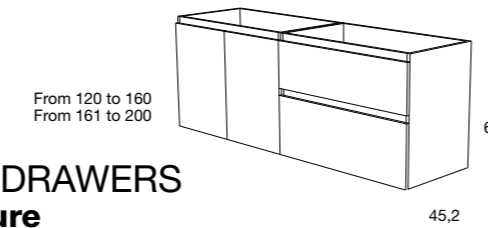
IMPORTANT:
Only centred-bowl basins can be used. Neither offset basins or double basins may be used.



2 DRAWERS + 2 DOORS
Made to measure

WIDTH	REFERENCE	LAMINATED	MATT LACQUER	GLOSS LACQUER	OAK
120 to 160	30.01.246				
161 to 200	30.01.247				

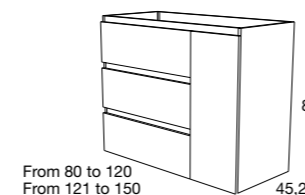
IMPORTANT:
Only suitable for twin basins and / or offset, NEVER centred basins.



2 DOORS + 2 DRAWERS
Made to measure

WIDTH	REFERENCE	LAMINATED	MATT LACQUER	GLOSS LACQUER	OAK
120 to 160	30.01.266				
161 to 200	30.01.267				

IMPORTANT:
Only suitable for twin basins and/or offset basins, NEVER centred / single basins.



3 DRAWERS + 1 DOOR
Made to measure

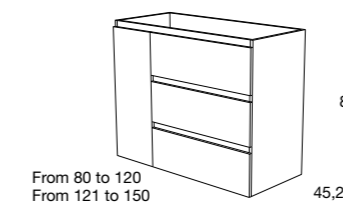
WIDTH	REFERENCE	LAMINATED	MATT LACQUER	GLOSS LACQUER	OAK
80 to 120	30.01.342				
121 to 150	30.01.343				

IMPORTANT:
Size smaller than 139 cm admits only offset basin. From 140 cm also admits centred basin. Twin basins are not allowed in any size.

- PRICES -

CONFIGURATIONS OF BESPOKE UNITS

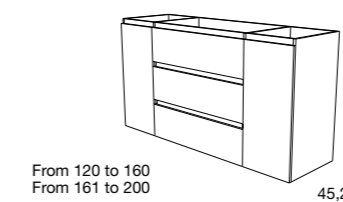
MADE TO MEASURE



1 DOOR + 3 DRAWES
Made to measure

WIDTH	REFERENCE	LAMINATED	MATT LACQUER	GLOSS LACQUER	OAK
80 to 120	30.01.362				
121 to 150	30.01.363				

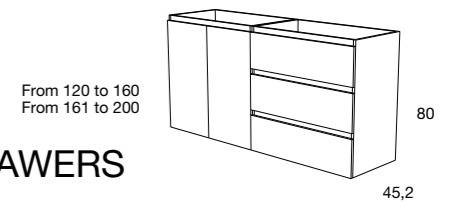
IMPORTANT:
Measures less than 139 cm only admits offset basins. From 140 cm it also admits basins with centred basin. Double basins are not allowed in any size.



1D + 3D + 1D
Made to measure

WIDTH	REFERENCE	LAMINATED	MATT LACQUER	GLOSS LACQUER	OAK
120 to 160	30.01.344				
161 to 200	30.01.345				

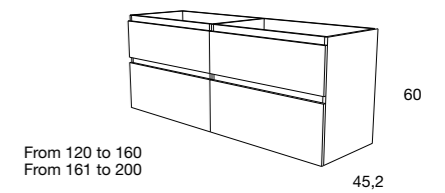
IMPORTANT:
Only centred basins are allowed. Offset basins or double basins are not allowed.



2 DOORS + 3 DRAWERS
Made to measure

WIDTH	REFERENCE	LAMINATED	MATT LACQUER	GLOSS LACQUER	OAK
120 to 160	30.01.366				
161 to 200	30.01.367				

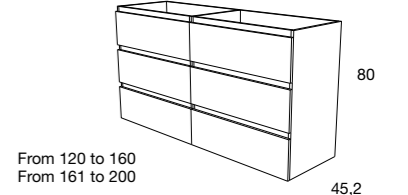
IMPORTANT:
Only suitable for double basins and/or offset basins, NEVER centred basins.



4 DRAWERS
Made to measure

WIDTH	REFERENCE	LAMINATED	MATT LACQUER	GLOSS LACQUER	OAK
120 to 160	30.01.248				
161 to 200	30.01.249				

IMPORTANT:
Only suitable for twin basins and/or offset basins, NEVER centred basins.



6 DRAWERS
Made to measure

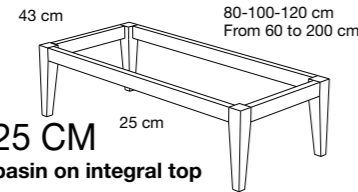
WIDTH	REFERENCE	LAMINATED	MATT LACQUER	GLOSS LACQUER	OAK
120 to 160	30.01.348				
161 to 200	30.01.349				

IMPORTANT:
Only suitable for twin basins and/or offset basins, NEVER centred basins.



- PRICES -

BASE SUPPORT



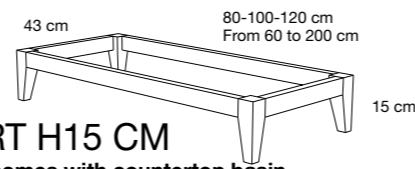
WOODEN BASE SUPPORT H25 CM

For 2-drawer unit 60 cm high when fitted with basin on integral top

WIDTH	REFERENCE	LAMINATED	MATT LACQUER	GLOSS LACQUER	OAK
80 x 45 x 25	27.00.062	No			
100 x 45 x 25	27.00.063	No			
120 x 45 x 25	27.00.064	No			

BASE SUPPORT FOR UNITS WITH SPECIAL MEASURES

60 to 120, h:25	27.00.066	No			
121 to 160, h:25	27.00.068	No			
161 to 200, h:25	27.00.069	No			



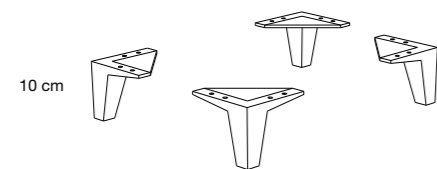
WOODEN BASE SUPPORT H15 CM

For 2-drawer unit 60 cm high when unit comes with countertop basin

WIDTH	REFERENCE	LAMINATED	MATT LACQUER	GLOSS LACQUER	OAK
80 x 45 x 15	27.00.052	No			
100 x 45 x 15	27.00.053	No			
120 x 45 x 15	27.00.054	No			

BASE SUPPORT FOR UNITS WITH SPECIAL MEASURES

60 to 120, h:15	27.00.056	No			
121 to 160, h:15	27.00.058	No			
161 to 200, h:15	27.00.059	No			

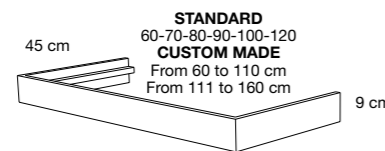


ADVANCE LEGS (4)

MEASURE	REFERENCE	FINISH	PRICE
h:10 cm	26.00.001	Chrome	

For 3-drawers unit height 80 cm and 1-drawer (un-drained)

FRAMES + WORKTOPS



FRAME

WIDTH	REFERENCE	LAMINATED	MATT LACQUER	GLOSS LACQUER	OAK
60	30.01.031				
70	30.01.032				
80	30.01.033				
90	30.01.034				
100	30.01.035				
120	30.01.036				

CUSTOM-MADE FRAME

From 60 to 110	30.01.037				
From 111 to 160	30.01.038				

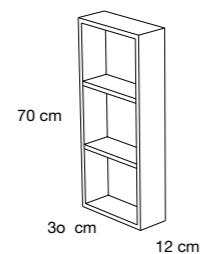
FRAME NOTE:

Includes wall mounting support brackets set.

OPEN SHELVES

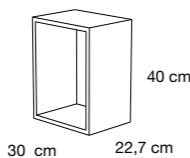
WALL HUNG OPEN UNIT (2 shelves)

REFERENCE	LAMINATED	MATT LACQUER	GLOSS LACQUER	OAK
30.01.011				



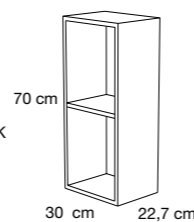
WALL HUNG OPEN UNIT

REFERENCE	LAMINATED	MATT LACQUER	GLOSS LACQUER	OAK
30.01.010				



WALL HUNG OPEN UNIT (1 shelf)

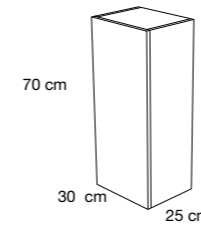
REFERENCE	LAMINATED	MATT LACQUER	GLOSS LACQUER	OAK
30.01.012				



- PRICES -

AUXILIARIES

WALL CUPBOARD 1 DOOR

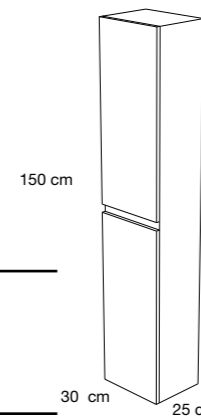


REFERENCE	LAMINATED	MATT LACQUER	GLOSS LACQUER	OAK
30.01.314				

Choose left or right opening
(By default they open to the right)

For the PARIS option in the finishes (70, 63, 51 and 34) prices are fixed as shown in ESSENTIALS. (SEE Page 37)
For NATALIA option in the finishes (70 and 63) prices are fixed as shown in ESSENTIALS. (SEE Page 45)

WALL CABINET 1D/2D (ACCORDING TO HANDLE)



REFERENCE	LAMINATED	MATT LACQUER	GLOSS LACQUER	OAK
30.01.321				

Choose left or right opening
(By default they open to the right)

WALL CABINET NOTE

1 DOOR: Handle, Wave Handle, Paris and Natalia
2 doors: Angled Handle, Handle Free 21 and Integrated Handle

AUXILIARIES WITH SPECIAL MEASURES

WALL CUPBOARD 1D/ 2D (Special Measures)

DISTRIBUTION	WIDTH	DEPTH	HEIGHT	REFERENCE	PRICES			
					LAMINATED	MATT LACQUER	GLOSS LACQUER	OAK
1D	25 to 50 cm	15 to 25 cm	50 to 115 cm	30.01.391				
	25 to 50 cm	26 to 35 cm	50 to 115 cm	30.01.392				
2D	50 to 80 cm	15 to 25 cm	50 to 115 cm	30.01.393				
	50 to 80 cm	26 to 35 cm	50 to 115 cm	30.01.394				

WALL CABINET 2D/4D (Special Measures)

DISTRIBUTION	WIDTH	DEPTH	HEIGHT	REFERENCE	PRICES			
					LAMINATED	MATT LACQUER	GLOSS LACQUER	OAK
1D, 2D	25 to 50 cm	up to 40 cm	120 to 140 cm	30.01.396				
	25 to 50 cm	up to 40 cm	141 to 180 cm	30.01.397				
2D, 4D	50 to 80 cm	up to 40 cm	120 to 140 cm	30.01.398				
	50 to 80 cm	up to 40 cm	141 to 180 cm	30.01.399				

WALL CABINET NOTE

2 doors: Handle, Wave Handle, Paris and Natalia | 4 Doors: Angled Handle, Handle Free 21 and Integrated Handle

ACCESSORIES

IRON HOLDER

Chrome finish



FINISH	REFERENCE
Chrome	01.01.351

DRYER HOLDER

Chrome finish



FINISH	REFERENCE
Chrome	01.01.350

TOWEL RACKS

Chrome/Black finish



CM	FINISH	REFERENCE
36	Chrome	01.01.349
29*	Chrome	01.01.342
29*	Matt Black	01.01.342N

*For furniture with a reduced depth or for those who wants a smaller towel rail

CLIK-CLAK VALVES

Finishes Chrome/White/Black



FINISH	REFERENCE
Chrome	01.01.382
Chrome	01.01.383
White	01.01.384

- PRICES -


BASINS

PLUS CERAMIC BASIN

46 cm	WIDTH	REFERENCE
	61	01.20.380
	71	01.20.349
	81	01.20.358
	91	01.20.382
	101	01.20.383
	121*	01.20.346
	121**	01.20.384

1,8cm =

**PLUS CERAMIC BASIN
Reduced depth**

39 cm	WIDTH	REFERENCE
	61	01.20.385
	71	01.20.407
	81	01.20.408
	101	01.20.409


1,8cm =

BASINS NOTES

* Basins with centred bowl
** Basins with twin bowl
AIRE twin basin 100 cm has undersink drawer without organisers, the design does not allow for this.

CERAMIC OFFSET BASINS

PLUS CERAMIC OFFSET BASIN

	WIDTH	REFERENCE	PRICE
	LEFT OFFEST		
	81	01.20.344	
	91	01.20.301	
	101	01.20.308	
	RIGHT OFFEST		
	121	01.20.305	
	81	01.20.336	
	91	01.20.333	
	101	01.20.338	
	121	01.20.306	

NEW

AIRE CERAMIC BASIN

46 cm	WIDTH	REFERENCE
	61	01.20.821
	81	01.20.823
	91	01.20.824
	101*	01.20.825
	101**	01.20.595
	121**	01.20.827

1,5cm =


NEW

**SOLIDO BASIN
Solid Surface Coverage**

46 cm	WIDTH	REFERENCE
	60,5	01.20.676
	70,5	01.20.677
	80,5	01.20.678
	90,5	01.20.679
	100,5	01.20.680
	120,5*	01.20.681
	120,5**	01.20.684

1,5cm =

**SOLIDO OFFSET BASIN
Solid Surface Coverage**


	WIDTH	REFERENCE	PRICE
	LEFT OFFEST		
	121	01.20.683	
	RIGHT OFFEST		
	121	01.20.682	

- PRICES -

ÁVRIAN BASINS (SOLID SURFACE)

AVRIAN BASINS

S1/S21

46 cm	MODEL	DIMENSIONS OF THE BOWL	REFERENCE
	S1	50 x 30 x 9	01.20.701
	S21	40 x 30 x 9	01.20.721


1,4cm =

S2

46 cm	MODEL	DIMENSIONS OF THE BOWL	REFERENCE
	S2	48 x 28 x 10	01.20.702

1,4cm =

S5


46 cm	MODEL	DIMENSIONS OF THE BOWL	REFERENCE
	S5	55 x 30 x 11	01.20.705

1,4cm =

S6

46 cm	MODEL	DIMENSIONS OF THE BOWL	REFERENCE
	S6	43 x 29 x 8	01.20.706

1,4cm =




PRICES S1 / S2 / S5 / S6 / S24 / S25 / S41 / S42

MEASURE	1.4 CM PROFILE		PROFILE UP TO 12 CM	
	SINGLE BASIN	TWIN BASIN	SINGLE BASIN	TWIN BASIN
Up to 61 cm.		.		.
Up to 71 cm.		.		.
Up to 81 cm		.		.
Up to 91 cm		.		.
Up to 101 cm		.		.
Up to 121 cm		.		.
Up to 131 cm		.		.
Up to 141 cm		.		.
Up to 151 cm		.		.
Up to 161 cm		.		.
Up to 171 cm		.		.
Up to 181 cm		.		.
Up to 191 cm		.		.
Up to 201 cm		.		.

NEW


S24

46 cm	MODEL	DIMENSIONS OF THE BOWL	REFERENCE
	S24	46 x 30 x 12	01.20.724

1,4cm =

NEW

S25


46 cm	MODEL	DIMENSIONS OF THE BOWL	REFERENCE
	S25	53 x 27 x 12	01.20.725

1,4cm =

**AVRIAN BASINS
Reduced depth**

NEW


S41

39 cm	MODEL	DIMENSIONS OF THE BOWL	REFERENCE
	S41	39 x 22 x 9	01.20.741

1,4cm =

NEW

S42

39 cm	MODEL	DIMENSIONS OF THE BOWL	REFERENCE
	S42	47 x 23 x 13	01.20.742

1,4cm =

NOTE

Basins with a profile up to 12 cm includes brackets for wall mounting.

Price increase for build in hand towel holder (profile up to 12 cm),

Price increase for overflow in ÁVRIAN basin + Drain kit
Ref.01.20.735

ADVANCE System

The TRENDY Collections

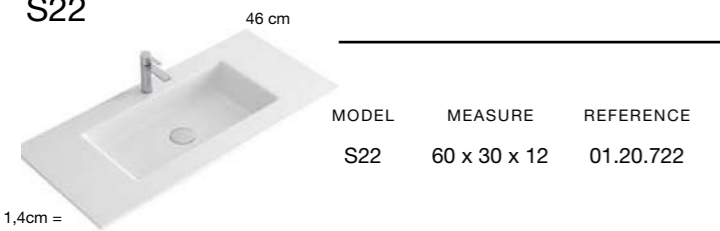
SEE COMPLETE RANGE OF MIRRORS Page 170

SEE SAMPLES OF FINISHES Page 184

HETTICH HIGH RANGE drawers with full-extension, soft close and triple adjustment. ORGANISERS AS STANDARD

ÁVRIAN BASINS (SOLID SURFACE)

NEW S22

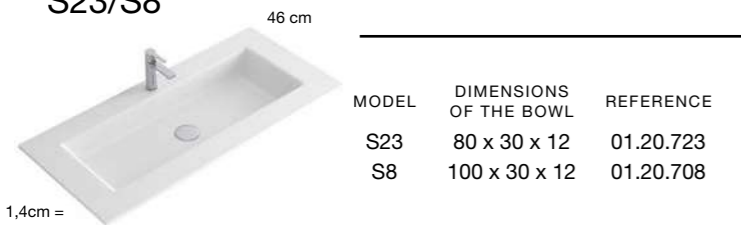


MODEL	MEASURE	REFERENCE
S22	60 x 30 x 12	01.20.722

PRICES S22

MEASURE	1.4 CM PROFILE		PROFILE UP TO 12 CM	
	SINGLE BASIN	TWIN BASIN	SINGLE BASIN	TWIN BASIN
Up to 71 cm.
Up to 81 cm
Up to 91 cm
Up to 101 cm
Up to 121 cm
Up to 131 cm
Up to 141 cm
Up to 151 cm
Up to 161 cm
Up to 171 cm
Up to 181 cm
Up to 191 cm
Up to 201 cm

NEW S23/S8



MODEL	DIMENSIONS OF THE BOWL	REFERENCE
S23	80 x 30 x 12	01.20.723
S8	100 x 30 x 12	01.20.708

PRICES S23 / S8

MEASURE	PROFILE OF 1,4 CM		PROFILE UP TO 12 CM	
	SINGLE BASIN	TWIN BASIN	SINGLE BASIN	TWIN BASIN
Up to 91 cm
Up to 101 cm
Up to 121 cm
Up to 131 cm
Up to 141 cm
Up to 151 cm
Up to 161 cm
Up to 171 cm
Up to 181 cm
Up to 191 cm
Up to 201 cm

NOTE

Basins with a profile up to 12 cm include brackets for wall mounting.

Price increase for build in hand towel holder (profile up to 12 cm),

ÁVRIAN basin overflow + Drain kit Ref.01.20.735

ÁVRIAN COUNTERTOP BASINS (SOLID SURFACE)

AVRIAN CIRCULAR

ALL NEW



MEASURE	MODEL	REFERENCE
40 Ø x 15	ÁVRIAN Circular	01.20.641

AVRIAN RECTANGULAR



MEASURE	MODEL	REFERENCE
48 x 32 x 13	ÁVRIAN Rectangular	01.20.645

CERAMIC COUNTERTOP BASINS

BOL

ALL NEW



MEASURE	MODEL	REFERENCE
40 Ø x 15	BOL (Thin)	01.20.853

CIRCULAR



MEASURE	MODEL	REFERENCE
35 Ø x 12	CIRCULAR (Thin)	01.20.854

SQUARE (Tap)



MEASURE	MODEL	REFERENCE
42 x 42 x 13	SQUARE tap (Thin)	01.20.855

OVAL (Tap)



MEASURE	MODEL	REFERENCE
50 x 38 x 12	OVAL tap (Thin)	01.20.852

OVAL (In Black and White Colour)



MEASURE	MODEL	REFERENCE
46 x 33 x 13	WHITE (Thin)	01.20.851
46 x 33 x 13	BLACK (Thin)	01.20.856


COMPACT STONE WORKTOPS

WITH UNDER-WORKTOP BASIN

NEW

REFERENCES

SINGLE BASIN	TWIN BASIN	SINGLE BASIN	TWIN BASIN
01.20.806	01.20.807	01.20.808	01.20.809



PRICES

MEASURE	PROFILE 2 CM		PROFILE UP TO 12 CM	
	SINGLE BASIN	TWIN BASIN	SINGLE BASIN	TWIN BASIN
Up to 61 cm.
Up to 71 cm.
Up to 81 cm
Up to 91 cm
Up to 101 cm
Up to 121 cm
Up to 131 cm
Up to 141 cm
Up to 151 cm
Up to 161 cm
Up to 171 cm
Up to 181 cm
Up to 191 cm
Up to 201 cm


WORKTOP AND COMPACT STONE BASIN

(Basin made of same material as worktop)

NEW

REFERENCES

SINGLE BASIN	TWIN BASIN	SINGLE BASIN	TWIN BASIN
01.20.811	01.20.812	01.20.813	01.20.814



PRICES

MEASURE	PROFILE 2 CM		PROFILE UP TO 12 CM	
	SINGLE BASIN	TWIN BASIN	SINGLE BASIN	TWIN BASIN
Up to 61 cm.
Up to 71 cm.
Up to 81 cm
Up to 91 cm
Up to 101 cm
Up to 121 cm
Up to 131 cm
Up to 141 cm
Up to 151 cm
Up to 161 cm
Up to 171 cm
Up to 181 cm
Up to 191 cm
Up to 201 cm


COMPACT STONE WORKTOPS

FOR COUNTERTOP BASINS

NEW

REFERENCES


PROFILE 2 CM	PROFILE UP TO 12 CM
01.20.801	01.20.802



PRICES

MEDIDA	PROFILE 2 CM		PROFILE UP TO 12 CM	
	SINGLE BASIN	TWIN BASIN	SINGLE BASIN	TWIN BASIN
Up to 61 cm.
Up to 71 cm.
Up to 81 cm
Up to 91 cm
Up to 101 cm
Up to 121 cm
Up to 131 cm
Up to 141 cm
Up to 151 cm
Up to 161 cm
Up to 171 cm
Up to 181 cm
Up to 191 cm
Up to 201 cm

COMPACT STONE FINISHES



REF. P6 Negro Marquina	REF. P2 Calacatta	REF. P3 Gris Polar	REF. P4 Coffee	REF. P5 Portoro	REF. P1 Black	REF. P7 White
---------------------------	----------------------	-----------------------	-------------------	--------------------	------------------	------------------

SEE SAMPLES Check out the samples in real size PAGE 184

NOTE:

Worktops with profile up to 12 cm include brackets for wall installation. Price increase for build in hand towel holder (profile up to 12 cm),

NOVUS Collection

The TRENDY Collections

In Novus Collection you will find a furniture design characterised by a border moulding that you can combine with the front in different finishes. **As a new feature** you can choose now the front with a push-opening system or the handle in chrome metal. With NOVUS you can configure a compact or modular bathroom furniture with the possibility of custom-made units.

NEW!
FRONT WITH
PUSH OPENING
(WITHOUT HANDLE)

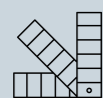
NEW!
1 DRAWER
MODULE

**COMPACTED
UNITS OR
MODULAR**

**POSSIBILITY OF
MAKE TO
MEASURE**



PRICE LIST
Pag.118



SAMPLES
Pag.186



NOVUS Collection

The **TRENDY** Collections

A COLLECTION THAT MAKES US UNIQUE

The Novus Collection is a classic in the Avila Dos product range. Uniquely designed front looks attractive and stylish. It is now also available as a single-drawer unit with or without handle.



NEW!
FRONT OPTION
WITH PUSH OPENING
(WITHOUT HANDLE)

NEW!
1 DRAWER MODULE

CUSTOM MADE

1. Wall hung unit
1 drawer with push-open
(without handle)
Finish N°70

2. Wall hung unit
1 drawer with handle
Finish N°70

3. Wall hung unit
120 cm 1 drawer
Push opening
(without handle)
Finish N5

Circular mirrors
Different measures
ø80 / ø60 / ø40 cm

Square basin
tap (thin)
ceramic
42 x 42 cm

NOVUS

Wall hung unit
80 cm 2 drawers
with handle
Finish N°70

Worktop + Basin
Compact stone
80 cm
White finish
Ref.P7

Frameless mirror
80 cm
LED Spotlight
Chrome
60 cm



PRICE LIST
Pag.118



NOVUS Collection

The **TRENDY** Collections

AVAILABLE IN LACQUER AND OAK FINISHES

The material is one of the keys to the style of bathroom furniture. Material and shape define the trend of the bathroom furniture. In the Novus collection you can choose from natural wood finishes (5 options) and a wide range of colours in matt or gloss lacquer and the possibility of customising the colour according to the RAL or NCS chart.

NATURAL OAKS



N° R2 N° R3 N° R0 N° R5 N° R6

- 1. Supported unit**
2 drawers + 1 door
100 cm
With handle
Carcass finish N°70 +
Fronts R6
Wooden Base
Support H25
Finish N°70
PLUS basin
100 cm
**Led Horizontal
Illuminated Mirror**
100 cm
Includes antifog
system
- 2. Wall hung unit**
100 cm 1 drawer
Push opening
(without handle)
Finish R5
**Waterproof worktop
and frame**
100 cm
Finish N°70
BOL basin
(Thin) ceramic
ø40 cm
Frameless Mirror
curved corners
60 cm
**LED Spotlight
Chrome**
30 cm



1.



2.



NOVUS

Wall hung unit
120 cm 4 Drawers
with handle
Finish R0

Ávrián S6 basin
120 cm 2 basins

Wall cabinet
150 cm 2 doors
push opening
(without handle)
Finish R0

Mirror cabinet
120 cm 3 doors



PRICE LIST
Pag.118

NOVUS Collection

The TRENDY Collections

NOVUS

Wall hung module
160 cm (1D + 1D)
with handle (2 pcs.)
Finish R3

Avrian S1 basin
160 cm
Offset basin

Wall cabinet
150 cm 2 doors
Push opening
(Without handle)
Finish R3

Wall cupboard
70 cm 1 door
Push opening
(Without handle)
Finish N°22

Frameless Mirror
LED lighting
180 cm



PRICE LIST
Pag.118

MODULAR UNIT WITHOUT LIMITS

NOVUS collection let you design a compact or modular bathroom furniture. The option of making it to measure allows you to adjust the configuration to the needs of your space.



NOVUS Collection

The TRENDY Collections

CUSTOMISED FURNITURE CONFIGURATIONS

Functional and stylish. A modern, timeless and elegant ambience that invites you to well-being. The bathroom is no longer closed space that nobody sees. Now it is time to show solutions which are designed and created according to the desired style that responds to the space and blends in with it.

NOVUS

1. Wall cabinets
Push opening/
with handle
150 cm 2 doors
2. Worktop + basin
in compact stone
140 cm
12 cm profile
White finish
(Ref.P7)

NOVUS

Wall hung unit
200 cm (1D + 1D)
Push opening
(Without handle)
Finish N°51

Worktop + compact
stone basin
140 cm
12cm profile
White finish
(Ref.P7)

Wall cupboard
70 cm 1 door
Push opening
(Without handle)
Finish N°51

Frameless Mirror
LED Lighting
150 cm



PRICE LIST
Pag.118



NOVUS Collection

The TRENDY Collections

CUSTOMISE THE FURNITURE TO YOUR OWN TASTE

The options offered by Novus collection make it possible to configure a wide range of solutions. Solutions to fit the needs and tastes of each person. In these examples you can see the variety of the collection's options.



1. Wall hung unit
70 cm 2 drawers
push opening
(without handle)
Finish N°34

Worktop + basin
made of compact stone
70 cm
Finish Coffee
(Ref.P4)



2. Wall hung unit
130 cm
2 drawers + 2 doors
Push opening
(Without handle)
Finish N°22

Basin
AVRIAN S6
130 cm
Offset basin



3. Wall hung unit
80 cm 2 drawers
with handle
Carcass Finish N9
+ N7 fronts

Stone compact
Worktop
80 cm
White finish
(Ref.P7)
Circular Basin
(Thin) Ceramic
ø 35 cm



1. Wall hung unit
120 cm 1 drawer
with handle
Finish R0

Solido basin
120 cm 1 centred basin



1. Wall hung unit
200 cm 4 drawers
push opening
(without handle)
Carcass N0 +
Fronts 51

Stone compact worktop + 2 basins Ávrian
Undercountertop 200 cm
Finish Negro Marquina (Ref. P6)



NOVUS

Supported unit
200 cm 4 drawers
Push opening
(Without handle)
Carcass finish N0
+ fronts 51
Wooden Base Support
140 cm H25 cm
Finish N0

Compact stone worktop
200 cm Negro Marquina Ref.P6
with 2 basins Ávrian
undercounter

Novus Mirrors
80 cm
Finish N0
(2 pcs.)



PRICE LIST
Pag.118

NOVUS Collection

The TRENDY Collections

PUERENESS OF WHITE

White is a colour that transmits more than we think, with it we can enhance sensations such as cleanliness, organisation and neatness, as well as recreating delicate and calm atmospheres, becoming our space of relaxation, a comfortable place with soft lines where we want to take care of ourselves and relax. As is the case with this design, in which the detail of the silver colour in the moulding and mirror frame makes it look more luxurious and elegant.



NOVUS

Wall Hung Unit
100 cm
2 drawers
with handle
(2 pcs.)
Finish
Carcass M6
Fronts N°70

Basin
Avrian S21
100 cm (2 pcs.)
Frameless Mirror
Led Lighting
100 cm
(2 pcs.)

Shower enclosure
F-100 Serie
100 cm



NOVUS

Wall hung unit
100 cm 2 drawers
with handle
M6 Carcass finish
+ Fronts 70
Avrian S21 basin
100 cm

Novus Mirror
100 cm
M6 Finish
LED Spotlight
60 cm
Wall cabinet
150 cm 2 Doors
Finish N°70
(2 pcs.)



PRICE LIST
PAG.118

- PRICES -

FRONT OPTIONS: WITH HANDLE / NEW!!! PUSH OPENING (WITHOUT HANDLE)

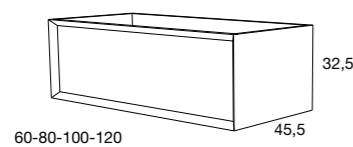


OAK FINISHES



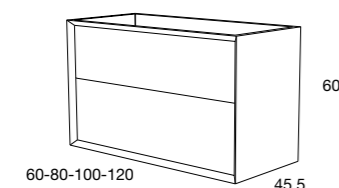
SETUPS

1 DRAWER



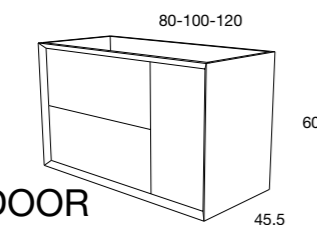
WIDTH	REFERENCE	MATT LACQUER	GLOSS LACQUER	OAK
60	26.07.106			
80	26.07.108			
100	26.07.110			
120*	26.07.105			
120**	26.07.112			

2 DRAWERS



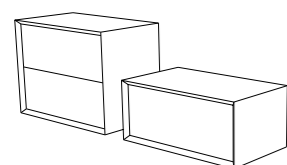
WIDTH	REFERENCE	MATT LACQUER	GLOSS LACQUER	OAK
60	26.07.206			
80	26.07.208			
100	26.07.210			
120*	26.07.205			
120**	26.07.212			

2 DRAWERS + 1 DOOR



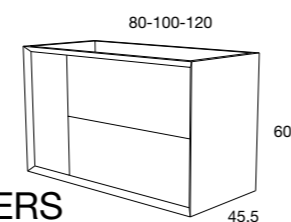
WIDTH	REFERENCE	MATT LACQUER	GLOSS LACQUER	OAK
100	26.07.230			
120*	26.07.232			

IMPORTANT:
The unit with 2 drawers and door carries under-sink drawer without organisers, the design does not allow for this. It only accepts centred or offset washbasins.



IMPORTANT:
All modules for countertop basins, with the exception of those with a compact stone countertop, will be supplied closed at the top, and therefore already include the countertop on which the washbasins are placed.

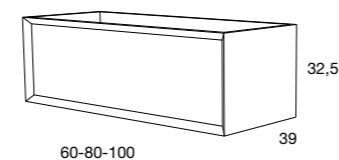
1 DOOR + 2 DRAWERS



WIDTH	REFERENCE	MATT LACQUER	GLOSS LACQUER	OAK
100	26.07.240			
120*	26.07.242			

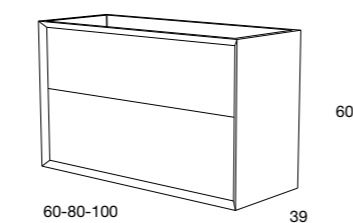
IMPORTANT:
The unit with 2 drawers and door carries under-sink drawer without organisers, the design does not allow for this. It only accepts centred or offset washbasins.

NEW 1 DRAWER Reduced depth



WIDTH	REFERENCE	MATT LACQUER	GLOSS LACQUER	OAK
60	26.07.116			
80	26.07.118			
100	26.07.120			

NEW 2 DRAWERS Reduced depth



WIDTH	REFERENCE	MATT LACQUER	GLOSS LACQUER	OAK
60	26.07.126			
80	26.07.128			
100	26.07.130			

120* Under sink drawer, for centred basin
120** Double under sink drawers for twin basins

- PRICES -

MATT OR GLOSSY LACQUERED FINISHES (CUSTOMISED COLOURS ACCORDING TO RAL / NCS CHART POSSIBLE. INCREASE 15%)

NOTE: The number on the right is gloss and the number on the left is matt. If there is only one, it means it can not be done in gloss.

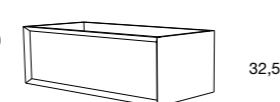


MADE TO MEASURE

NEW

1 DRAWER Made to measure

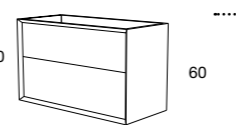
From 60 to 90
From 91 to 120



WIDTH	REFERENCE	MATT LACQUER	GLOSS LACQUER	OAK
60 to 90	26.07.138			
91 to 120	26.07.139			

2 DRAWERS Made to measure

From 60 to 90
From 91 to 120

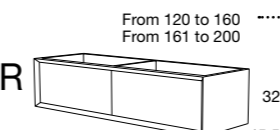


WIDTH	REFERENCE	MATT LACQUER	GLOSS LACQUER	OAK
60 to 90	26.07.218			
91 to 120	26.07.219			

NEW

1 DRAWER + 1 DRAWER Made to measure

From 120 to 160
From 161 to 200

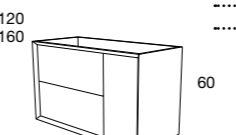


WIDTH	REFERENCE	MATT LACQUER	GLOSS LACQUER	OAK
120 to 160	26.07.161			
161 to 200	26.07.166			

IMPORTANT:
It admits offset basins and double basins, but never centred basins.

2 DRAWERS + 1 DOOR Made to measure

From 100 to 120
From 121 to 160

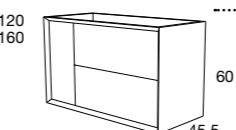


WIDTH	REFERENCE	MATT LACQUER	GLOSS LACQUER	OAK
100 to 120	26.07.217			
121 to 160	26.07.291			

IMPORTANT:
Measures below 130 cm only accept centred and/or offset basins. From 131 cm and above also accepts double basins. The unit is equipped with under sink drawer without organisers, the design does not allow it.

1 DOOR + 2 DRAWERS Made to measure

From 100 to 120
From 121 to 160



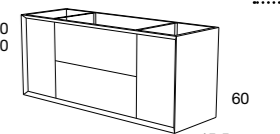
WIDTH	REFERENCE	MATT LACQUER	GLOSS LACQUER	OAK
100 to 120	26.07.289	1.199 €	1.454 €	1.553 €
121 to 160	26.07.290	1.226 €	1.508 €	1.575 €

IMPORTANT:
Measures below 130 cm only accept centred and/or offset basins. From 131 cm and above also accepts double basins. The unit is equipped with under sink drawer without organisers, the design does not allow it.

NEW

1 D + 2 DRW + 1 D Made to measure

From 130 to 160
From 161 to 200

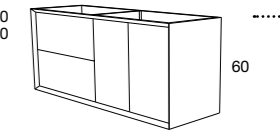


WIDTH	REFERENCE	MATT LACQUER	GLOSS LACQUER	OAK
130 to 160	26.07.261			
161 to 200	26.07.262			

NEW

2 DRAWERS + 2 DOORS Made to measure

From 120 to 160
From 161 to 200



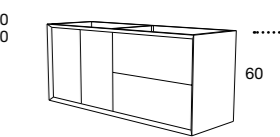
WIDTH	REFERENCE	MATT LACQUER	GLOSS LACQUER	OAK
120 to 160	26.07.271			
161 to 200	26.07.272			

IMPORTANT:
Only suitable for double basins and/or offset basins, NEVER centred basins.

NEW

2 DOORS + 2 DRAWERS Made to measure

From 120 to 160
From 161 to 200



WIDTH	REFERENCE	MATT LACQUER	GLOSS LACQUER	OAK
120 to 160	26.07.276			
161 to 200	26.07.277			

IMPORTANT:
Only suitable for double basins and/or offset basins, NEVER centred basins.

4 DRAWERS Made to measure

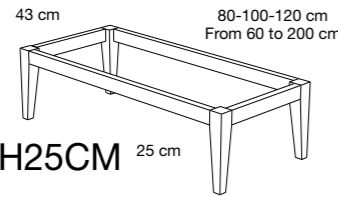
From 120 to 160
From 161 to 200



WIDTH	REFERENCE	MATT LACQUER	GLOSS LACQUER	OAK
120 to 160	26.07.281			
161 to 200	26.07.282			

IMPORTANT:
Only suitable for double basins and/or offset basins, NEVER centred basins.

- PRICES -



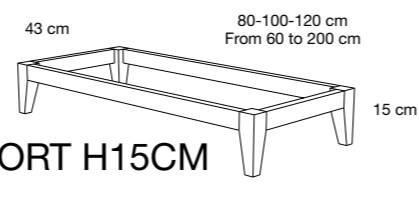
WOODEN BASE SUPPORT H25CM

For 2-drawer unit 60 cm high when fitted with basin on integral top

WIDTH	REFERENCE	MATT LACQUER	GLOSS LACQUER	OAK
80 x 45 x 25	27.00.062			
100 x 45 x 25	27.00.063			
120 x 45 x 25	27.00.064			

BASE SUPPORT FOR BESPOKE UNITS

60 to 120, h:25	27.00.066
121 to 160, h:25	27.00.068
161 to 200, h:25	27.00.069



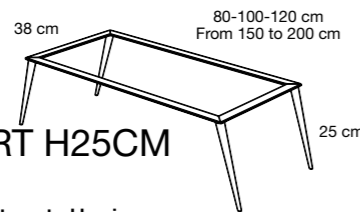
WOODEN BASE SUPPORT H15CM

For 2-drawer unit 60 cm high when fitted with countertop basin

WIDTH	REFERENCE	MATT LACQUER	GLOSS LACQUER	OAK
80 x 45 x 15	27.00.052			
100 x 45 x 15	27.00.053			
120 x 45 x 15	27.00.054			

BASE SUPPORT FOR BESPOKE UNITS

60 to 120, h:15	27.00.056
121 to 160, h:15	27.00.058
161 to 200, h:15	27.00.059



NEW

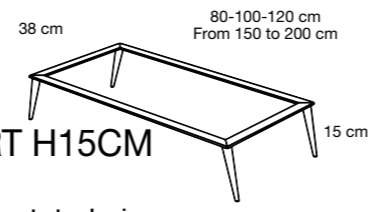
STILETTO BASE SUPPORT H25CM

Metal base with conical legs

For 2-drawer unit 60 cm high when fitted with integrated basin

Please select white or black finish when ordering

REFERENCE	DESCRIPTION
30.00.062	Base support h 25 for module 80
30.00.063	Base support h 25 for module 100
30.00.064	Base support h 25 for module 120
30.00.066	Base support h 25 for module 150
30.00.068	Base support h 25 for module 200



NEW

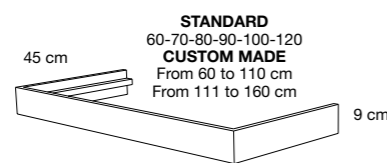
STILETTO BASE SUPPORT H15CM

Metal base with conical legs

For 2-drawer unit 60 cm high when fitted with countertop basin

REFERENCE	DESCRIPTION
30.00.052	Base support h 15 for module 80
30.00.053	Base support h 15 for module 100
30.00.054	Base support h 15 for module 120
30.00.056	Base support h 15 for module 150
30.00.058	Base support h 15 for module 200

FRAMES + WORKTOPS



NEW

FRAME

WIDTH	REFERENCE	MATT LACQUER	GLOSS LACQUER	OAK
60	30.01.031			
70	30.01.032			
80	30.01.033			
90	30.01.034			
100	30.01.035			
120	30.01.036			

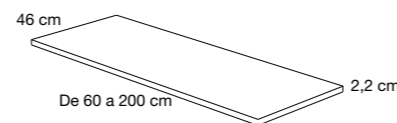
MADE-TO-MEASURE FRAME

From 60 to 110	30.01.037
From 111 to 160	30.01.038

NOTE ABOUT FRAME:

Includes wall mounting bracket set

WATER-RESISTANT WORKTOPS



WIDTH	REFERENCE	MATT LACQUER	GLOSS LACQUER	OAK
Up to 61	30.01.041			
Up to 71	30.01.042			
Up to 81	30.01.043			
Up to 91	30.01.044			
Up to 101	30.01.045			
Up to 121	30.01.046			
From 121 up to 150	30.01.047			
From 151 up to 201	30.01.048			

NOTE ABOUT FRAME:

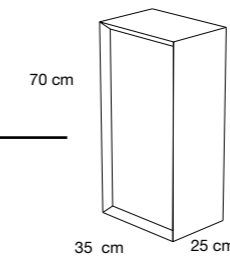
Includes wall mounting bracket set

- PRICES -

AUXILIARIES

WALL CUPBOARD 1 D

REFERENCE	MATT LACQUER	GLOSS LACQUER	OAK
26.07.314			



Select left or right opening

NOTE:

By default, in the auxiliaries, the opening of Doors is to the right.

NEW

AUXILIARIES SPECIAL MEASURES

WALL CUPBOARD 1D/2D

DISTRIBUTION	WIDTH	DEPTH	HIGHT	REFERENCE	PRICES		
					MATT LACQUER	GLOSS LACQUER	OAK
1D	30 to 50 cm	20 to 30 cm	50 to 115 cm	26.07.391			
	30 to 50 cm	30 to 40 cm	50 to 115 cm	26.07.392			
2D	50 to 80 cm	20 to 30 cm	50 to 115 cm	26.07.393			
	50 to 80 cm	30 to 40 cm	50 to 115 cm	26.07.394			

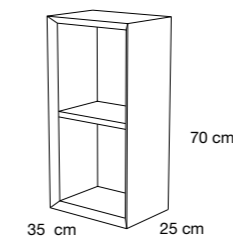
NEW

WALL CUPBOARD 2D/4D

DISTRIBUTION	WIDTH	DEPTH	HIGHT	REFERENCE	PRICES		
					MATT LACQUER	GLOSS LACQUER	OAK
2D	30 to 50 cm	up to 40 cm	120 to 140 cm	26.07.396			
	30 to 50 cm	up to 40 cm	141 to 180 cm	26.07.397			
4D	50 to 80 cm	up to 40 cm	120 to 140 cm	26.07.398			
	50 to 80 cm	up to 40 cm	141 to 180 cm	26.07.399			

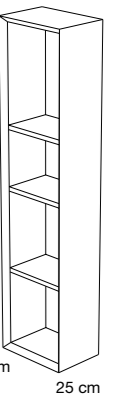
OPEN UNIT WITH 1 SHELF

REFERENCE	MATT LACQUER	GLOSS LACQUER	OAK
30.02.014			



WALL CUPBOARD 3 SHELFES

REFERENCE	MATT LACQUER	GLOSS LACQUER	OAK
30.02.021			



ACCESSORIES

IRON HOLDER

Chrome finish



FINISH	REFERENCE
Chrome	01.01.351

DRYER HOLDER

Chrome finish



FINISH	REFERENCE
Chrome	01.01.350

TOWEL RACKS

Chrome/Black finish



CM	FINISH	REFERENCE
36	Chrome	01.01.349
29*	Chrome	01.01.342
29*	Matt Black	01.01.342N

CLI-KLAK VALVES

Finishes Chrome/White/Black



FINISH	REFERENCE
Chrome	01.01.382
Chrome	01.01.383
White	01.01.384

*For furniture with a reduced depth or for those who wants a smaller towel rail

- PRICES -


BASINS

PLUS CERAMIC BASIN

46 cm	WIDTH	REFERENCIA
	61	01.20.380
	71	01.20.349
	81	01.20.358
	91	01.20.382
	101	01.20.383
	121*	01.20.346
	121**	01.20.384

1,8cm =

**PLUS CERAMIC BASIN
Reduced depth**


39 cm	WIDTH	REFERENCIA
	61	01.20.385
	71	01.20.407
	81	01.20.408
	101	01.20.409

1,8cm =

BASINS NOTES

* Basins with centred bowl
** Basins with twin bowl
AIRE twin basin 100 cm has undersink drawer without organisers, the design does not allow for this.

PLUS CERAMIC OFFSET BASIN

WIDTH	REFERENCIA	PRICE
	LEFT OFFSET	
81	01.20.344	
91	01.20.301	
101	01.20.308	
121	01.20.305	
	RIGHT OFFSET	
81	01.20.336	
91	01.20.333	
101	01.20.338	
121	01.20.306	

NEW

AIRE CERAMIC BASIN

46 cm	WIDTH	REFERENCIA
	61	01.20.821
	81	01.20.823
	91	01.20.824
	101*	01.20.825
	101**	01.20.595
	121**	01.20.827

1,5cm =


NEW

**SOLIDO BASIN
Solid Surface Coverage**

46 cm	WIDTH	REFERENCIA
	60,5	01.20.676
	70,5	01.20.677
	80,5	01.20.678
	90,5	01.20.679
	100,5	01.20.680
	120,5*	01.20.681
	120,5**	01.20.684

1,5cm =

**SOLIDO OFFSET BASIN
Solid Surface Coverage**

WIDTH	REFERENCIA	PRICE
	LEFT OFFSET	
121	01.20.683	
	RIGHT OFFSET	
121	01.20.682	

- PRICES -

ÁVRIAN BASINS (SOLID SURFACE)


AVRIAN BASINS

S1/S21

46 cm	MODEL	DIMENSIONS OF THE BOWL	REFERENCE
	S1	50 x 30 x 9	01.20.701
	S21	40 x 30 x 9	01.20.721

1,4cm =

S2

46 cm	MODEL	DIMENSIONS OF THE BOWL	REFERENCE
	S2	48 x 28 x 10	01.20.702


1,4cm =

S5

46 cm	MODEL	DIMENSIONS OF THE BOWL	REFERENCE
	S5	55 x 30 x 11	01.20.705

1,4cm =

S6

46 cm	MODEL	DIMENSIONS OF THE BOWL	REFERENCE
	S6	43 x 29 x 8	01.20.706

1,4cm =



1,4cm = Hasta 12cm =

PRICES S1 / S2 / S5 / S6 / S24 / S25 / S41 / S42

MEASURE	1,4 CM PROFILE		UP TO 12 CM PROFILE	
	SINGLE BASIN	DOUBLE BASIN	SINGLE BASIN	DOUBLE BASIN
Up to 61 cm.		.		.
Up to 71 cm.		.		.
Up to 81 cm		.		.
Up to 91 cm		.		.
Up to 101 cm		.		.
Up to 121 cm		.		.
Up to 131 cm		.		.
Up to 141 cm		.		.
Up to 151 cm		.		.
Up to 161 cm		.		.
Up to 171 cm		.		.
Up to 181 cm		.		.
Up to 191 cm		.		.
Up to 201 cm		.		.

NEW


S24

46 cm	MODEL	DIMENSIONS OF THE BOWL	REFERENCE
	S24	46 x 30 x 12	01.20.724

1,4cm =

NEW

S25


46 cm	MODEL	DIMENSIONS OF THE BOWL	REFERENCE
	S25	53 x 27 x 12	01.20.725

1,4cm =

**AVRIAN BASIN
Reduced depth**

NEW

S41

39 cm	MODEL	DIMENSIONS OF THE BOWL	REFERENCE
	S41	39 x 22 x 9	01.20.741

1,4cm =

NEW

S42

39 cm	MODEL	DIMENSIONS OF THE BOWL	REFERENCE
	S42	47 x 23 x 13	01.20.742

1,4cm =

NOTE

Basins with profile up to 12 cm include brackets for wall mounting.

Price increase for build in hand towel holder (profile up to 12 cm),

Increase for overflow in ÁVRIAN basins + Drain Kit Ref.01.20.735

NOVUS Collection

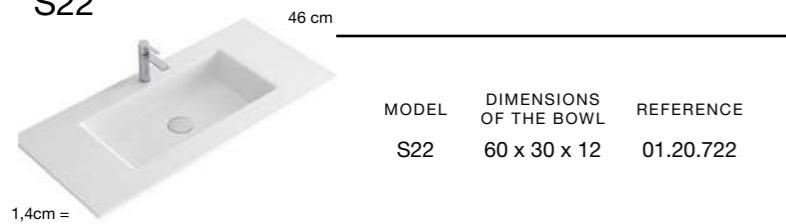
The TRENDY Collections

SEE COMPLETE RANGE OF MIRRORS Page 170

SEE SAMPLES OF FINISHES Page 186

ÁVRIAN BASINS (SOLID SURFACE)

NEW S22

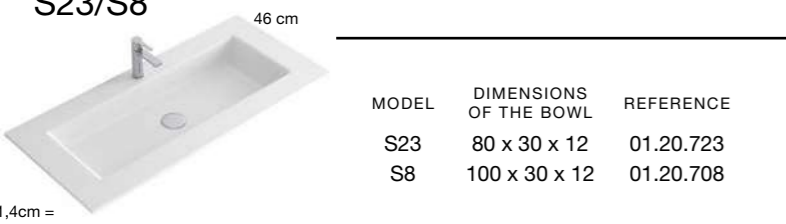


MODEL	DIMENSIONS OF THE BOWL	REFERENCE
S22	60 x 30 x 12	01.20.722

PRICES S22

MEASURE	1,4 CM PROFILE		PROFILE UP TO 12 CM	
	SINGLE BASIN	TWIN BASIN	SINGLE BASIN	TWIN BASIN
Up to 71 cm		.		.
Up to 81 cm		.		.
Up to 91 cm		.		.
Up to 101 cm		.		.
Up to 121 cm		.		.
Up to 131 cm		.		.
Up to 141 cm		.		.
Up to 151 cm		.		.
Up to 161 cm		.		.
Up to 171 cm		.		.
Up to 181 cm		.		.
Up to 191 cm		.		.
Up to 201 cm		.		.

NEW S23/S8



MODEL	DIMENSIONS OF THE BOWL	REFERENCE
S23	80 x 30 x 12	01.20.723
S8	100 x 30 x 12	01.20.708

PRICES S23 / S8

MEASURE	1,4 CM PROFILE		PROFILE UP TO 12 CM	
	SINGLE BASIN	TWIN BASIN	SINGLE BASIN	TWIN BASIN
Up to 91 cm		.		.
Up to 101 cm		.		.
Up to 121 cm		.		.
Up to 131 cm		.		.
Up to 141 cm		.		.
Up to 151 cm		.		.
Up to 161 cm		.		.
Up to 171 cm		.		.
Up to 181 cm		.		.
Up to 191 cm		.		.
Up to 201 cm		.		.

NOTE

Basins with profile up to 12 cm include brackets for wall mounting.

Price increase for build in hand towel holder (profile up to 12 cm), 93 €

Increase for overflow ÁVRIAN basins + Drainage Kit Ref.01.20.735

ÁVRIAN COUNTERTOP BASINS (SOLID SURFACE)

AVRIAN CIRCULAR

ALL NEW



MEASURE	MODEL	REFERENCE
40 Ø x 15	ÁVRIAN Circular	01.20.641

AVRIAN RECTANGULAR



MEASURE	MODEL	REFERENCE
48 x 32 x 13	ÁVRIAN Rectangular	01.20.645

COUNTERTOP CERAMIC BASINS

BOL

ALL NEW



MEASURE	MODEL	REFERENCE
40 Ø x 15	BOL (Thin)	01.20.853

CIRCULAR



MEASURE	MODEL	REFERENCE
35 Ø x 12	CIRCULAR (Thin)	01.20.854

SQUARE (Tap)



MEASURE	MODEL	REFERENCE
42 x 42 x 13	SQUARE tap (Thin)	01.20.855

OVAL (Tap)



MEASURE	MODEL	REFERENCE
50 x 38 x 12	OVAL tap (Thin)	01.20.852

OVAL (In Black and White Colour)



MEASURE	MODEL	REFERENCE
46 x 33 x 13	WHITE (Thin)	01.20.851
46 x 33 x 13	BLACK (Thin)	01.20.856

COMPACT STONE WORKTOPS

WITH UNDER-COUNTERTOP AVRIAN BASIN NEW

REFERENCES

SINGLE BASIN	TWIN BASIN	SINGLE BASIN	TWIN BASIN
01.20.806	01.20.807	01.20.808	01.20.809



PRICES

MEASURE	PROFILE 2 CM		PROFILE UP TO 12 CM	
	SINGLE BASIN	TWIN BASIN	SINGLE BASIN	TWIN BASIN
Up to 61 cm.		.		.
Up to 71 cm.		.		.
Up to 81 cm.		.		.
Up to 91 cm.		.		.
Up to 101 cm.		.		.
Up to 121 cm.		.		.
Up to 131 cm.		.		.
Up to 141 cm.		.		.
Up to 151 cm.		.		.
Up to 161 cm.		.		.
Up to 171 cm.		.		.
Up to 181 cm.		.		.
Up to 191 cm.		.		.
Up to 201 cm.		.		.


WORKTOP AND COMPACT STONE BASIN

(Basin made of same material as worktop)

NEW

REFERENCES

SINGLE BASIN	TWIN BASIN	SINGLE BASIN	TWIN BASIN
01.20.811	01.20.812	01.20.813	01.20.814



PRICES

MEASURE	2 CM PROFILE		UP TO 12 CM PROFILE	
	TWIN BASIN	SINGLE BASIN	TWIN BASIN	SINGLE BASIN
Up to 61 cm.		.		.
Up to 71 cm.		.		.
Up to 81 cm.		.		.
Up to 91 cm.		.		.
Up to 101 cm.		.		.
Up to 121 cm.		.		.
Up to 131 cm.		.		.
Up to 141 cm.		.		.
Up to 151 cm.		.		.
Up to 161 cm.		.		.
Up to 171 cm.		.		.
Up to 181 cm.		.		.
Up to 191 cm.		.		.
Up to 201 cm.		.		.


COMPACT STONE WORKTOPS

FOR COUNTERTOP BASINS

NEW

REFERENCES

2 CM PROFILE	UP TO 12 CM PROFILE
01.20.801	01.20.802




PRICES

MEASURE	2 CM PROFILE		UP TO 12 CM PROFILE	
	SINGLE BASIN	TWIN BASIN	SINGLE BASIN	TWIN BASIN
Up to 61 cm.		.		.
Up to 71 cm.		.		.
Up to 81 cm.		.		.
Up to 91 cm.		.		.
Up to 101 cm.		.		.
Up to 121 cm.		.		.
Up to 131 cm.		.		.
Up to 141 cm.		.		.
Up to 151 cm.		.		.
Up to 161 cm.		.		.
Up to 171 cm.		.		.
Up to 181 cm.		.		.
Up to 191 cm.		.		.
Up to 201 cm.		.		.

FINISHED IN COMPACT STONE



REF. P6 Negro Marquina, REF. P2 Calacatta, REF. P3 Gris Polar, REF. P4 Coffee, REF. P5 Portoro, REF. P1 Black, REF. P7 White



SEE SAMPLES OF FINISHES Check the samples in real size P. 186

NOTE:

Worktops with profile up to 12 cm include brackets for wall installation. Increase for built-in hand towel holder (profile up to 12 cm),

SUE LUX Collection

New
Edition

The STYLISH Collections

Sue Lux collection has been with us for a few years now. And as with the life of good things, it is progressively defining its personality. In this new edition of the presentation of Avila Dos product range, Sue Lux takes centre stage. Today we are proud to say that we bring you a new edition of the collection with new front designs, new colours... Today, Sue Lux is a collection of bathroom furniture with a unique, elegant, sophisticated, timeless design.

NEW
PICOS
DESIGN

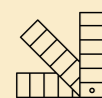
NEW
HILOS
DESIGN

NEW
STILETTO
BASE SUPPORT

NEW
NEW
COLOURS



PRICE LIST
Pag.152



SAMPLES
Pag.190



SUE LUX System

STYLISH Collections

New Edition

PICOS DESIGN | HILOS DESGIN | STILETTO BASE SUPPORT

Sue Lux is presenting two new front designs: PICOS / HILOS. Two fronts with texture and patterned fronts in multiple lacquer colour options. Two textures that are elegant and create an innovative look. In addition STILETTO metal base support enhances the furniture as if it were a stiletto heel.



FRONTS WITH TEXTURE

STILETTO BASE SUPPORT IN BLACK OR WHITE METAL



SUE LUX PICOS

Supported unit
100 cm 2 drawers
+ Open unit with
2 open boxes
Finish N°0
Stiletto Base support
100 cm H15
Finish Black

Loop Circular
Led mirror
ø70 cm
Oval basin
(Thin) Ceramic
46 cm



PRICE LIST
Pag.152



SUE LUX System

STYLISH Collections

Sue Lux fronts offer 2 new designs design: PICOS, a fine and sharp texture and HILOS, the effect of the wet fabric of the Greek classics.

In all cases, the furniture is framed with the classic Sue Lux. The furniture can be configured as compact or modular units can be configured in combination shelves with exposed open box with shelf.

The units can be hung or supported on the new STILETTO base support, which gives the furniture a height and elegance which, once seen, is difficult to renounce.

DESIGN FOR TOUCHING

Two new front designs to look at and to touch. A collection of bathroom furniture to create an intimate and unique space for each person.

Our bathroom furniture unit is a treasure of our personal objects in the most private place in our home.

SUE LUX System

STYLISH Collections

New Edition

HILOS DESIGN | NEW COLOURS

A new range of Sue Lux colours. Trendy, elegant, perfectly in line with the new design values of the collection. With the possibility of applying them in combination in carcass, base support and fronts. In addition possibility of colours from the RAL chart.



WALL HUNG FURNITURE

SUPPORTED FURNITURE: BASE SUPPORT WOOD

Detail
Avrian S1 basin
100 cm

Supported unit
100 cm 2 drawers
Carcass finish
70 + N3 fronts

Wooden Base Support H25
100 cm
Finish N°70



SUE LUX HILOS

Wall-hung unit
100 cm 2 drawers
Finish N3

Frameless mirror
Curved corners LED
100 cm
Avrian S1 basin
100 cm



PRICE LIST
Pag. 152



MODULAR UNIT WITHOUT LIMITS

Sue Lux offers solutions that fit your needs. You can choose from configurations up to 200 cm in different types of modularity: drawers, doors..

SUE LUX SUNFLOWER

Supported unit
1 Door + 2 Drawers
+ 1 Door
180 cm
R6 Finish
Finish Stiletto Base
Support
180 cm H25
Finish Black

Avrian S23 basin
180 cm
1 centre basin



PRICE LIST
Pag.152



SUE LUX System

STYLISH Collections

LARGE STORAGE CAPACITY

In all Sue Lux designs you can count on large capacity drawers for storing personal belongings with herringbone textile organisers as standard.

HETTICH | TRIPLE | ORGANISERS
DRAWERS | ADJUSTMENT | AS STANDARD



SUE LUX SUNFLOWER

Wall hung unit
100 cm 2 drawers
Finish N8

Novus Mirror
100 cm
Finish N°70

S1 Avrian basin
100 cm



PRICE LIST
Pag.152



SUE LUX System

STYLISH Collections

THE KEY IS YOU

In white. Always is winning choice for the bathroom. However, selecting this colour does not have to be synonymous with bland or bland. Don't you agree? And if not, take a look at this proposal in total white with some touch of gold. Elegant, sophisticated and unique.



SUE LUX HILOS

Supported unit
120cm 2 Doors
Finish N°70
Stiletto Base Support
120 cm H15
Finish White

Oval Basin
Thin (Ceramic)
46 cm

Wall Cabinet
150 cm 2 Doors
Finish N°70
(2 pcs.)
Open Wall cabinet
3 shelves
35 x 25 x 150 cm
Finish N°70

Gold circular
Mirror
ø80 cm



PRICE LIST
pags.152

SUE LUX System

STYLISH Collections

STAR DESIGN

The STAR design of the Sue Lux collection is unique and singular. Its classically curved design is sensual and welcoming. It redefines a basic design of a classic nature by creating a contemporary and avant-garde design.

New
Edition



SUE LUX STAR

Supported unit
100 cm 2 drawers
Finish M2
Stiletto Base support
100 cm H25
Finish Black

Frameless Mirror
LED Lighting
made to measure
40 x 70
20 x 50 (2 pcs.)

Compact stone worktop+
Avrian basin under countertop
100 cm
Finish Negro Marquina
(Ref. P6)



PRICE LIST
Pag.152


SUE LUX System

STYLISH Collections

COMBINE DESIGNS AND COLOURS

With Sue Lux we can break the rules of traditional bathroom sets to create solutions in which front designs and colours can be combined, such as this example we show you. The bathroom furniture unit can adapt to the to the size of the bathroom space.

New
Edition



SUE LUX

Wall cabinet
150 cm 2 Doors
Design Picos/ Hilos
Finishes
N° 22 / N6 / N51

Wall
open unit with
1 Shelf
Finish N° 70

SUE LUX PICOS


Wall hung unit
120 cm 2 Drawers + 2 Doors
Finish N°22

Frameless Mirror
LED lighting
120 cm

Oval basin
(Thin) Ceramic
46 cm black



PRICE LIST
Pag.152



SUE LUX System

STYLISH Collections



SOPHISTICATED, 21ST-CENTURY

The new Sue Lux designs allow you to create practical solutions tailored to every need. Closed storage areas with drawers can be combined with open areas, that allow storage at your choice with an aesthetic look of set.

SUE LUX HILOS

Wall hung unit
180 cm 2 Drawers +
4 open boxes + 2 Drawers
Finish N° 70

Avrian S1 basin
180 cm
Twin basin

Loop Mirror
LED light
60 cm (2 pcs.)



PRICE LIST
Pag.152



SUE LUX System

STYLISH Collections



SOPHISTICATED AT 21ST CENTURY LEVEL

Every detail presented in this new edition of Sue Lux has been taken care of from all perspectives: functional and aesthetic. The project has been carried out calmly, with the illusion of creating a product that enriches the design panorama, bringing originality, freshness and coherence. With the aim of making Sue Lux a timeless bathroom furniture.

SUE LUX HILOS

Detail of Sue Lux unit
and Avrian basin

SUE LUX System

STYLISH Collections

VERSATILITY OF A SYSTEM

Sue Lux is a system with a unique and innovative design implicit in it's DNA. The bathroom is currently a room that has grown in importance and which we dare say that in the in the future, it will be integrated into the rest of the spaces in the house. That is why we have thought of a modern design that can grow in the future.

New
Edition



SUE LUX PICOS

Wall hung unit
120 cm 1 drawer + open unit
Cracass finish N8 +
Fronts N6
Wooden Base Support
120 cm H25
Finish N8

Novus Mirror
120 cm
Finish N8

Ávrian S6 basin
120 cm
1 centred basin



PRICE LIST
Pag.152



SUE LUX System

STYLISH Collections



A CLASSIC MORE MODERN THAN EVER

With the possibilities offered by Sue Lux, you will be able to design a bathroom that, with the stamp of the collection itself, will acquire the personal tone that we all seek in the spaces we live in.

SUE LUX STAR

Wall hung unit
Star Design
80 cm 2 drawers
Finish N° RAL1003

Loop Circular
LED Mirror
ø70 cm

Bol basin
(Thin) Ceramic
ø 40 cm



PRICE LIST
Pag.152



- PRICES -


FRONT DESIGNS



Sunflower



Star



Picos **NEW**



Hilos **NEW**

FURNITURE PLACEMENT OPTIONS

FINISHES	SUNFLOWER	STAR	PICOS	HILOS
Matt Lacquer	✓	✓	✓	✓
Gloss Lacquer	✓	✓	✓	✓
Oak	✓	✓	X	X

FURNITURE PLACEMENT OPTIONS



- WITH LEGS + INTEGRATED BASIN -



- WITH LEGS + COUNTERTOP BASIN -



- WALL-HUNG + INTEGRATED BASIN -




- WALL-HUNG + COUNTERTOP BASIN -

FINISHES

GLOSS/MATT LACQUERS

Customised RAL/NCS colour possible (INCREASE 15%)

NOTE: The number on the right is gloss and the number on the left is matt. If there is only one, it cannot be done in gloss.



N° 70/63 N° 34/K7 N° 49/76 N° 71 N° M5/K5 N° 32 N° 51 N° 88 N° M2/K2 N° M4/K4 N° M6/K6

OAK

Natural veneer



N° R2 N° R3 N° R0 N° R5 N° R6

NEW 2021

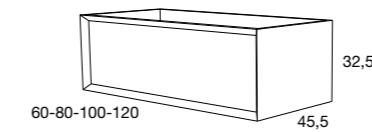


N° 22/K9 N° N0/G0 N° N1/G1 N° N2/G2 N° N3/G3 N° N4/G4 N° N5/G5 N° N6/G6 N° N7/G7 N° N8/G8 N° N9/G9

- PRICES -

CONFIGURATIONS

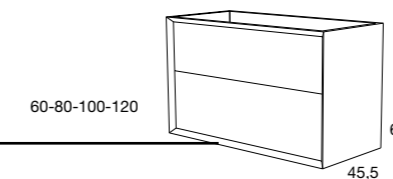
1 DRAWER



WIDTH	REFERENCE	MATT LACQUER	GLOSS LACQUER	OAK
60	30.02.106			
80	30.02.108			
100	30.02.110			
120*	30.02.105			
120**	30.02.112			

Only available for PICOS and HILOS fronts

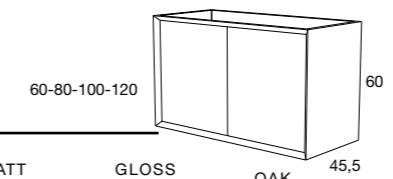
2 DRAWERS



WIDTH	REFERENCE	MATT LACQUER	GLOSS LACQUER	OAK
60	30.02.206			
80	30.02.208			
100	30.02.210			
120*	30.02.205			
120**	30.02.212			

In size 60 only available for picos and/or hilos fronts.

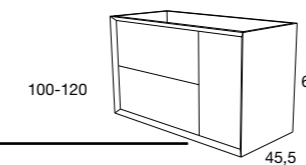
2 DOORS



WIDTH	REFERENCE	MATT LACQUER	GLOSS LACQUER	OAK
60	30.02.301			
80	30.02.302			
100	30.02.303			
120	30.02.305			

In size 60 only available for picos and/or hilos fronts.

2 DRAWERS + 1 DOOR



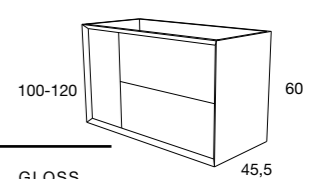
WIDTH	REFERENCE	MATT LACQUER	GLOSS LACQUER	OAK
100	30.02.230			
120	30.02.232			

Only suitable for centred and/or offset basins. The unit is equipped with a under sink drawers without organisers, the design does not allow for this.

NOTE:

120* Under Sink Drawer for single-basin
120** Double Under Sink Drawer for twin basins

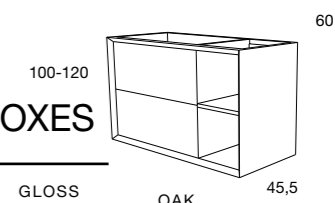
1 DOOR + 2 DRAWERS



WIDTH	REFERENCE	MATT LACQUER	GLOSS LACQUER	OAK
100	30.02.240			
120	30.02.242			

Only suitable for centred and/or offset basins. The unit is equipped with a under sink drawer without organisers, the design does not allow for this.

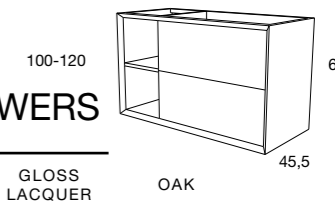
NEW 2 DRAWERS + 2 OPEN BOXES



WIDTH	REFERENCE	MATT LACQUER	GLOSS LACQUER	OAK
100	30.02.235			
120	30.02.237			

Only offset basins are allowed

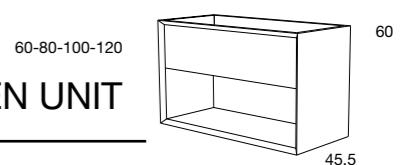
NEW 2 OPEN BOXES + 2 DRAWERS



WIDTH	REFERENCE	MATT LACQUER	GLOSS LACQUER	OAK
100	30.02.245			
120	30.02.247			

Only offset basins are allowed

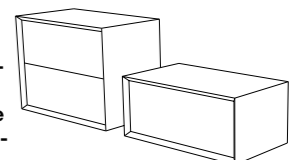
NEW 1 DRAWER + 1 OPEN UNIT



WIDTH	REFERENCE	MATT LACQUER	GLOSS LACQUER	OAK
60	30.02.251			
80	30.02.252			
100	30.02.253			
120*	30.02.255			
120**	30.02.257			

Only available for Picos and Hilos fronts

INFORMATION: All countertop washbasin units, with the exception of those with a compact stone worktop, will be supplied closed at the top, and therefore already include the worktop on which the washbasins are placed.

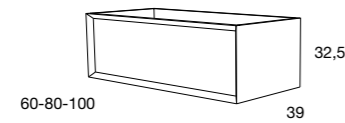


- PRICES -

REDUCED DEPTH CONFIGURATIONS

ALL NEW

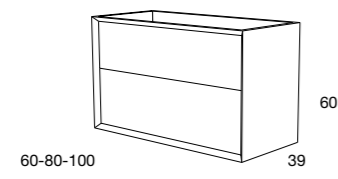
1 DRAWER
Reduced depth



WIDTH	REFERENCE	MATT LACQUER	GLOSS LACQUER	OAK
60	30.02.116			
80	30.02.118			
100	30.02.120			

Only available for Picos and Hilos fronts

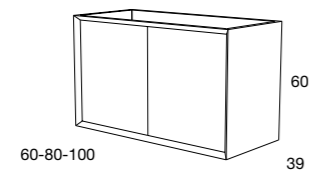
2 DRAWERS
Reduced depth



WIDTH	REFERENCE	MATT LACQUER	GLOSS LACQUER	OAK
60	30.02.126			
80	30.02.128			
100	30.02.130			

In size 60 only available for Picos and Hilos fronts.

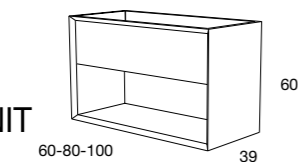
2 DOORS
Reduced depth



WIDTH	REFERENCE	MATT LACQUER	GLOSS LACQUER	OAK
60	30.02.146	846 €	929 €	988 €
80	30.02.148	929 €	1.055 €	1.145 €
100	30.02.141	1.063 €	1.200 €	1.290 €

In size 60 only available for Picos and Hilos fronts.

1 DRAWER + 1 OPEN UNIT
Reduced depth

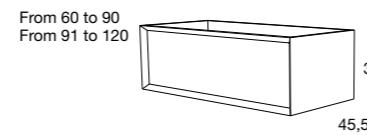


WIDTH	REFERENCE	MATT LACQUER	GLOSS LACQUER	OAK
60	30.02.156			
80	30.02.158			
100	30.02.151			

In size 60 only available for Picos and Hilos fronts.

MADE TO MEASURE CONFIGURATIONS

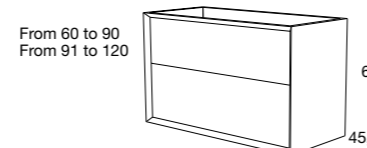
NEW
1 DRAWER
Made to measure



WIDTH	REFERENCE	MATT LACQUER	GLOSS LACQUER	OAK
60 to 90	30.02.138			
91 to 120	30.02.139			

Only available for Picos and Hilos fronts.

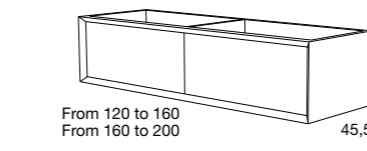
2 CAJONES
Made to measure



WIDTH	REFERENCE	MATT LACQUER	GLOSS LACQUER	OAK
60 to 90	30.02.218			
91 to 120	30.02.219			

In size < 80 only available for Picos and Hilos fronts.

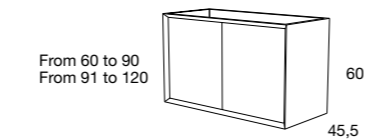
NEW
2 DRAWERS (1+1)
Made to measure



WIDTH	REFERENCE	MATT LACQUER	GLOSS LACQUER	OAK
120 to 160	30.02.161			
161 to 200	30.02.166			

Only available for Picos and Hilos fronts. It can be used for offset basins and double basins, but never for centre basins.

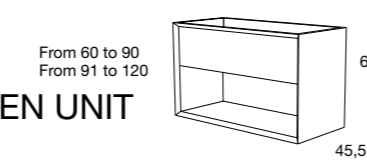
2 DOORS
Made to measure



WIDTH	REFERENCE	MATT LACQUER	GLOSS LACQUER	OAK
60 to 90	30.02.308			
91 to 120	30.02.309			

In size < 80 only available for Picos and Hilos fronts.

NEW
1 DRAWER + 1 OPEN UNIT
Made to measure

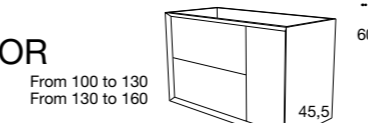


WIDTH	REFERENCE	MATT LACQUER	GLOSS LACQUER	OAK
60 to 90	30.02.258			
91 to 120	30.02.259			

Only available for Picos and Hilos fronts.

MADE TO MEASURE CONFIGURATIONS

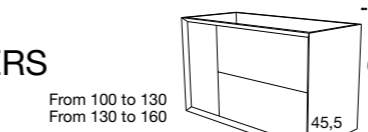
2 DRAWERS + 1 DOOR
Made to measure



WIDTH	REFERENCE	MATT LACQUER	GLOSS LACQUER	OAK
100 to 130	30.02.217			
131 to 160	30.02.291			

IMPORTANT: Measure below 130cm only admits centred and/or offset basins. From 131cm and over, it also accepts double basins.

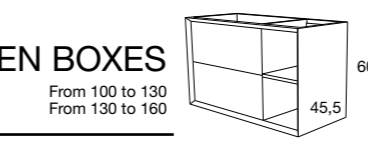
1 DOOR + 2 DRAWERS
Made to measure



WIDTH	REFERENCE	MATT LACQUER	GLOSS LACQUER	OAK
100 to 130	30.02.289			
131 to 160	30.02.290			

IMPORTANT: Measure less than 130cm only admits centred and/or offset basins. From 131cm upwards it also accepts twin basins.

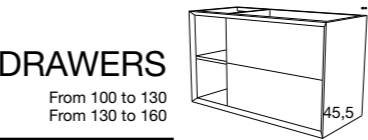
NEW
2 DRAWERS + 2 OPEN BOXES
Made to measure



WIDTH	REFERENCE	MATT LACQUER	GLOSS LACQUER	OAK
100 to 130	30.02.292			
131 to 160	30.02.293			

IMPORTANT: For sizes below 130 cm, it only allows offset basins. From 130 cm and above, it also accepts centred basins. In any case it does not accept twin basins.

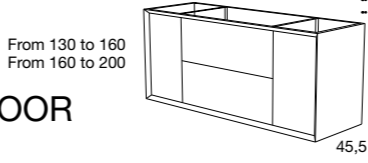
NEW
2 OPEN BOXES + 2 DRAWERS
Made to measure



WIDTH	REFERENCE	MATT LACQUER	GLOSS LACQUER	OAK
100 to 130	30.02.296			
131 to 160	30.02.297			

IMPORTANT: For sizes below 130 cm, it only allows offset basins. From 130 cm and above, it also accepts centre basins. In any case it does not accept twin basins.

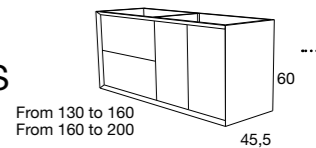
1 DOOR + 2 D + 1 DOOR
Made to measure



WIDTH	REFERENCE	MATT LACQUER	GLOSS LACQUER	OAK
130 to 160	30.02.261			
161 to 200	30.02.262			

- PRICES -

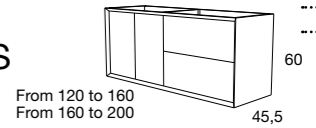
NEW
2 DRAWERS + 2 DOORS
Made to measure



WIDTH	REFERENCE	MATT LACQUER	GLOSS LACQUER	OAK
120 to 160	30.02.271			
161 to 200	30.02.272			

In size <160 only available for fronts Picos, Hilos and/or Star. IMPORTANT: Only suitable for double basins and/or offset basins, NEVER centred basins.

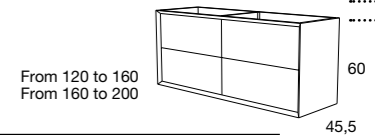
NEW
2 DOORS + 2 DRAWERS
Made to measure



WIDTH	REFERENCE	MATT LACQUER	GLOSS LACQUER	OAK
120 to 160	30.02.276			
161 to 200	30.02.277			

In size <160 only available for fronts Picos, Hilos and/or Star. IMPORTANT: Only suitable for twin basins and/or offset basins, NEVER centred basins.

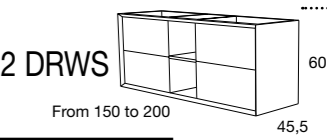
4 DRAWERS
Made to measure



WIDTH	REFERENCE	MATT LACQUER	GLOSS LACQUER	OAK
120 to 160	30.02.281			
161 to 200	30.02.282			

In size <160 only available for fronts Picos, Hilos and/or Star. IMPORTANT: Only suitable for double basins and/or offset basins, NEVER centred basins.

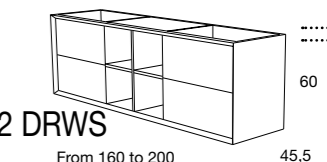
NEW
2 DRWS + 2 OPEN BOXES + 2 DRWS
Made to measure



WIDTH	REFERENCE	MATT LACQUER	GLOSS LACQUER	OAK
150 to 200	30.02.266			

Only available for Picos, Hilos and/or Star fronts. The central module with two open boxes is 30 cm long.

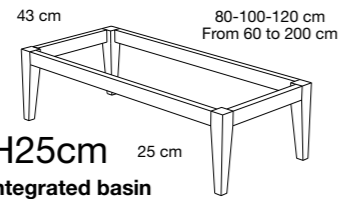
NEW
2 DRWS + 4 OPEN BOXES + 2 DRWS
Made to measure



WIDTH	REFERENCE	MATT LACQUER	GLOSS LACQUER	OAK
160 to 200	30.02.268			

Only available for Picos, Hilos and/or Star fronts. The central module with two boxes is 60 cm long.

- PRICES -



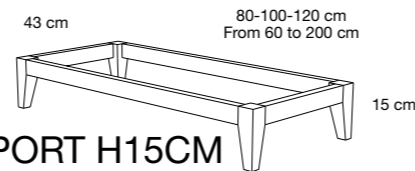
WOODEN BASE SUPPORT H25cm

For 2-drawer unit 60 cm high when fitted with integrated basin

WIDTH	REFERENCE	MATT LACQUER	GLOSS LACQUER	OAK
80 x 45 x 25	27.00.062			
100 x 45 x 25	27.00.063			
120 x 45 x 25	27.00.064			

BASE SUPPORT FOR FURNITURE OF SPECIAL MEASURES

60 to 120, h:25	27.00.066
121 to 160, h:25	27.00.068
161 to 200, h:25	27.00.069



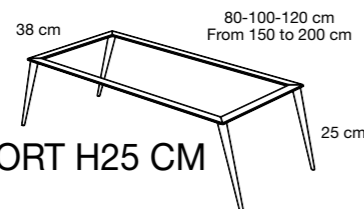
WOODEN BASE SUPPORT H15CM

For unit with 2 drawers, height 60 cm when fitted with basin on worktop.

WIDTH	REFERENCE	MATT LACQUER	GLOSS LACQUER	OAK
80 x 45 x 15	27.00.052			
100 x 45 x 15	27.00.053			
120 x 45 x 15	27.00.054			

BASE SUPPORT FOR FURNITURE OF SPECIAL MEASURES

60 to 120, h:15	27.00.056
121 to 160, h:15	27.00.058
161 to 200, h:15	27.00.059



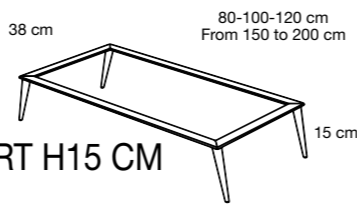
STILETTO BASE SUPPORT H25 CM

Metal bench with conical legs

For 2-drawer unit 60 cm high when fitted with integrated basin

Please select white or black finish when ordering

REFERENCE	DESCRIPTION
30.00.062	Base support h 25 for module 80
30.00.063	Base support h 25 for module 100
30.00.064	Base support h 25 for module 120
30.00.066	Base support h 25 for module 150
30.00.068	Base support h 25 for module 200



STILETTO BASE SUPPORT H15 CM

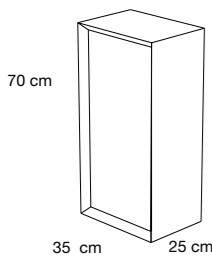
Metal base with conical legs.

For 2-drawer unit 60 cm high when fitted with basin on worktop.

Please select white or black finish when ordering

REFERENCE	DESCRIPTION
30.00.052	Base support h 15 for module 80
30.00.053	Base support h 15 for module 100
30.00.054	Base support h 15 for module 120
30.00.056	Base support h 15 for module up to 150
30.00.058	Base support h 15 for module up to 200

WALL CUPBOARD 1 D

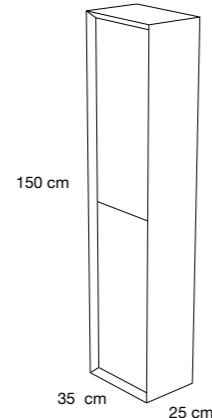


REFERENCE	MATT LACQUER	GLOSS LACQUER	OAK
30.02.314			

Select left or right opening.

PLEASE NOTE:
By default, in the auxiliary units, the doors open to the right.

WALL HUNG CABINET 2 D



REFERENCE	MATT LACQUER	GLOSS LACQUER	OAK
30.02.321			

Select left or right opening.

- PRICES -

MADE TO MEASURE AUXILIARIES

NEW

WALL CUPBOARD 1D

DISTRIBUTION	WIDTH	DEPTH	HEIGHT	REFERENCE	PRICES		
					MATT LACQUER	GLOSS LACQUER	OAK
1D	30 to 50 cm	20 to 30 cm	50 to 115 cm	30.02.391			
	30 to 50 cm	30 to 40 cm	50 to 115 cm	30.02.392			
2D	50 to 80 cm	20 to 30 cm	50 to 115 cm	30.02.393			
	50 to 80 cm	30 to 40 cm	50 to 115 cm	30.02.394			

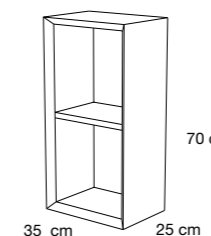
NEW

WALL HUNG CABINET 2D

DISTRIBUTION	WIDTH	DEPTH	HEIGHT	REFERENCE	PRICES		
					MATT LACQUER	GLOSS LACQUER	OAK
2D	30 to 50 cm	up to 40 cm	120 to 140 cm	30.02.396			
	30 to 50 cm	up to 40 cm	141 to 180 cm	30.02.397			
4D	50 to 80 cm	up to 40 cm	120 to 140 cm	30.02.398			
	50 to 80 cm	up to 40 cm	141 to 180 cm	30.02.399			

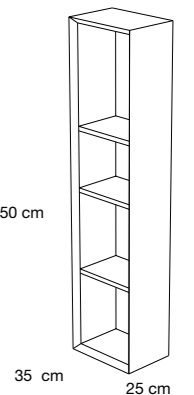
WALL OPEN UNIT WITH 1 SHELF

REFERENCE	MATT LACQUER	GLOSS LACQUER	OAK
30.02.014			



WALL OPEN CABINET WITH 3 SHELFES

REFERENCE	MATT LACQUER	GLOSS LACQUER	OAK
30.02.021			



ACCESSORIES

IRON HOLDER

Chrome finish



FINISH	REFERENCE
Chrome	01.01.351

DRYER HOLDER

Chrome finish



FINISH	REFERENCE
Chrome	01.01.350

TOWEL RACKS

Chrome/Black finish



CM	FINISH	REFERENCE
36	Chrome	01.01.349
29*	Chrome	01.01.342
29*	Matt Black	01.01.342N

CLIK-CLAK VALVES

Finishes Chrome/White/Black



FINISH	REFERENCE
Chrome	01.01.382
Black	01.01.383
White	01.01.384

*For furniture with a reduced depth or for those who wants a smaller towel rail

- PRICES -

BASINS

PLUS CERAMIC BASIN

46 cm	WIDTH	REFERENCE
	61	01.20.380
	71	01.20.349
	81	01.20.358
	91	01.20.382
	101	01.20.383
	121*	01.20.346
	121**	01.20.384

1,8cm =

PLUS CERAMIC BASIN
Reduced depth


39 cm	WIDTH	REFERENCE
	61	01.20.385
	71	01.20.407
	81	01.20.408
	101	01.20.409

1,8cm =

BASINS NOTES

- * Basins with centred bowl
- ** Basins with twin bowl
- AIRE basin 100 cm has undersink drawer without organisers, the design does not allow for this.

PLUS CERAMIC OFFSET BASIN

WIDTH	REFERENCE	PRICE
	LEFT OFFSET	
81	01.20.344	
91	01.20.301	
101	01.20.308	
121	01.20.305	
	RIGHT OFFSET	
81	01.20.336	
91	01.20.333	
101	01.20.338	
121	01.20.306	

NEW

AIRE CERAMIC BASIN

46 cm	WIDTH	REFERENCE
	61	01.20.821
	81	01.20.823
	91	01.20.824
	101*	01.20.825
	101**	01.20.595
	121**	01.20.827

1,5cm =

NEW


SOLIDO BASIN
Solid Surface Coverage

46 cm	WIDTH	REFERENCE
	60,5	01.20.676
	70,5	01.20.677
	80,5	01.20.678
	90,5	01.20.679
	100,5	01.20.680
	120,5*	01.20.681
	120,5**	01.20.684

1,5cm =

SOLIDO OFFSET BASIN

Solid Surface Coverage


WIDTH	REFERENCE	PRICE
	LEFT OFFSET	
121	01.20.683	
	RIGHT OFFSET	
121	01.20.682	

- PRICES -

ÁVRIAN BASINS (SOLID SURFACE)


ÁVRIAN BASINS

S1/S21

46 cm	MODEL	MEASURE	REFERENCE
	S1	50 x 30 x 9	01.20.701
	S21	40 x 30 x 9	01.20.721


1,4cm =

S2

46 cm	MODEL	MEASURE	REFERENCE
	S2	48 x 28 x 10	01.20.702


1,4cm =

S5


46 cm	MODEL	MEASURE	REFERENCE
	S5	55 x 30 x 11	01.20.705

1,4cm =

S6

46 cm	MODEL	MEASURE	REFERENCE
	S6	43 x 29 x 8	01.20.706

1,4cm =




PRICES S1 / S2 / S5 / S6 / S24 / S25 / S41 / S42

MEASURE	1,4 CM PROFILE		PROFILE UP TO 12 CM	
	SIGNLE BASIN	TWIN BASIN	SIGNLE BASIN	TWIN BASIN

- Up to 61 cm
- Up to 71 cm
- Up to 81 cm
- Up to 91 cm
- Up to 101 cm
- Up to 121 cm
- Up to 131 cm
- Up to 141 cm
- Up to 151 cm
- Up to 161 cm
- Up to 171 cm
- Up to 181 cm
- Up to 191 cm
- Up to 201 cm

NEW


S24

46 cm	MODEL	MEASURE	REFERENCE
	S24	46 x 30 x 12	01.20.724

1,4cm =

NEW

S25


46 cm	MODEL	MEASURE	REFERENCE
	S25	53 x 27 x 12	01.20.725

1,4cm =

AVRIAN BASIN
Reduced depth

NEW


S41

39 cm	MODEL	MEASURE	REFERENCE
	S41	39 x 22 x 9	01.20.741

1,4cm =

NEW

S42

39 cm	MODEL	MEASURE	REFERENCE
	S42	47 x 23 x 13	01.20.742

1,4cm =

NOTE:

Basins with profile up to 12 cm include brackets for wall mounting.

Price increase for build in hand towel holder (profile up to 12 cm),

Increase for overflow in ÁVRIAN basins + Drain Kit
Ref.01.20.735

SUE LUX System

STYLISH Collections

SEE COMPLETE RANGE OF MIRRORS Page 170

SEE SAMPLES OF FINISHES Page 190

HETTICH HIGH RANGE drawers with full-extension, soft close and triple adjustment. ORGANISERS AS STANDARD

ÁVRIAN BASINS (SOLID SURFACE)

NEW S22



MODEL	MEASURE	REFERENCE
S22	60 x 30 x 12	01.20.722

PRICES S22

MEASURE	1,4 CM PROFILE		UP TO 12 CM PROFILE	
	SINGLE BASIN	TWIN BASIN	SINGLE BASIN	TWIN BASIN
Up to 71 cm.
Up to 81 cm
Up to 91 cm
Up to 101 cm
Up to 121 cm
Up to 131 cm
Up to 141 cm
Up to 151 cm
Up to 161 cm
Up to 171 cm
Up to 181 cm
Up to 191 cm
Up to 201 cm

NEW S23/S8



MODEL	MEASURE	REFERENCE
S23	80 x 30 x 12	01.20.723
S8	100 x 30 x 12	01.20.708

PRICES S23 / S8

MEASURE	1,4 CM PROFILE		PROFILE UP TO 12 CM	
	SINGLE BASIN	TWIN BASIN	SINGLE BASIN	TWIN BASIN
Up to 91 cm
Up to 101 cm
Up to 121 cm
Up to 131 cm
Up to 141 cm
Up to 151 cm
Up to 161 cm
Up to 171 cm
Up to 181 cm
Up to 191 cm
Up to 201 cm

NOTE:

Basins with a profile up to 12 cm include a bracket for mounting on the wall.

Price Increase for built-in hand towel holder (profile up to 12 cm),

Increase for overflow in ÁVRIAN basins + Drainage kit Ref.01.20.735

ÁVRIAN COUNTERTOP BASINS (SOLID SURFACE)

AVRIAN CIRCULAR

ALL NEW



MEASURE	MODEL	REFERENCE
40 Ø x 15	ÁVRIAN Circular	01.20.641

AVRIAN RECTANGULAR



MEASURE	MODEL	REFERENCE
48 x 32 x 13	ÁVRIAN Rectangular	01.20.645

COUNTERTOP CERAMIC BASINS

BOL

ALL NEW



MEASURE	MODEL	REFERENCE
40 Ø x 15	BOL (Thin)	01.20.853

CIRCULAR



MEASURE	MODEL	REFERENCE
35 Ø x 12	CIRCULAR (Thin)	01.20.854

SQUARE (Tap)



MEASURE	MODEL	REFERENCE
42 x 42 x 13	SQUARE tap (Thin)	01.20.855

OVAL (Tap)



MEASURE	MODEL	REFERENCE
50 x 38 x 12	OVAL tap (Thin)	01.20.852

OVAL (In Black and White Colour)




MEASURE	MODEL	REFERENCE
46 x 33 x 13	WHITE (Thin)	01.20.851
46 x 33 x 13	BLACK (Thin)	01.20.856

COMPACT STONE COUNTERTOPS

WITH UNDER-COUNTERTOP AVRIAN BASIN NEW

REFERENCES

SINGLE BASIN	TWIN BASIN	SINGLE BASIN	TWIN BASIN
01.20.806	01.20.807	01.20.808	01.20.809



PRICES


MEASURE	PROFILE 2 CM		PROFILE UP TO 12 CM	
	SINGLE BASIN	TWIN BASIN	SINGLE BASIN	TWIN BASIN
Up to 61 cm
Up to 71 cm
Up to 81 cm
Up to 91 cm
Up to 101 cm
Up to 121 cm
Up to 131 cm
Up to 141 cm
Up to 151 cm
Up to 161 cm
Up to 171 cm
Up to 181 cm
Up to 191 cm
Up to 201 cm

COMPACT STONE WORKTOP AND BASIN

(The basin is made of the same material as the worktop) NEW

REFERENCES

SINGLE BASIN	TWIN BASIN	SINGLE BASIN	TWIN BASIN
01.20.811	01.20.812	01.20.813	01.20.814



PRICES

MEASURE	PROFILE 2 CM		PROFILE UP TO 12 CM	
	SINGLE BASIN	TWIN BASIN	SINGLE BASIN	TWIN BASIN
Up to 61 cm.
Up to 71 cm.
Up to 81 cm
Up to 91 cm
Up to 101 cm
Up to 121 cm
Up to 131 cm
Up to 141 cm
Up to 151 cm
Up to 161 cm
Up to 171 cm
Up to 181 cm
Up to 191 cm
Up to 201 cm

COMPACT STONE COUNTERTOPS

FOR COUNTERTOP BASINS

NEW

REFERENCES

PROFILE 2CM	PROFILE UP TO 12CM
01.20.801	01.20.802



PRICES

MEASURE	PROFILE 2 CM		PROFILE UP TO 12CM	
	SINGLE BASIN	TWIN BASIN	SINGLE BASIN	TWIN BASIN
Up to 61 cm
Up to 71 cm
Up to 81 cm
Up to 91 cm
Up to 101 cm
Up to 121 cm
Up to 131 cm
Up to 141 cm
Up to 151 cm
Up to 161 cm
Up to 171 cm
Up to 181 cm
Up to 191 cm
Up to 201 cm

FINISHES OF COMPACT STONE




REF. P6 Negro Marquina, REF. P2 Calacatta, REF. P3 Gris Polar, REF. P4 Coffee, REF. P5 Portoro, REF. P1 Black, REF. P7 White

SEE SAMPLES OF FINISHES Check out the samples in real size PAGE 190

NOTE:

Worktops with profile up to 12 cm include brackets for wall mounting. Increase for built-in hand towel holder (profile up to 12 cm)



WORKTOPS & BASINS

CERAMIC | AVRIAN | STONE

WORKTOPS & COUNTERTOP BASINS RANGE

ORGANISED BY MATERIAL TYPE

CERAMIC BASINS

PLUS BASIN

Widths > 61/71/81/91/101/121
Twin basin > 121



PLUS BASIN

Offset basin > 81/91/101/121
(Left or right)



PLUS BASIN

REDUCED DEPTH
Widths > 61/71/81/101



AIRE BASIN

Widths > 61/81/91/101
Twin basin > 101/121



LOOP S42 BASIN

Exclusive for LOOP collection

Widths > 60/80
Rounded corners.
Excusive for Loop Collection



LOOP BASIN

Widths > 105
Rounded corners.
Excusive for Loop Collection



SOLIDO BASIN (SOLID SURFACE COVERAGE)

SOLIDO BASIN

Widths > 60,5/70,5/80,5/90,5/100,5/120,5



SOLIDO BASIN

Offset basin > 120,5
(To the left or to the right)



STONE WORKTOPS

STONE COMPACT WORKTOP WITH ÁVRIAN BASIN

Twin basin > From 120 cm
Profiles > 2 to 12 cm
Optional offset basin



WORKTOP AND BASIN MADE OF COMPACT STONE

Twin basin > From 120 cm
Profiles > 2 to 12 cm
Optional offset basin



STONE COMPACTED WORKTOP (for countertop basins and without basin)

Twin basin > From 120 cm
Profiles > 2 to 12 cm
Optional offset basin



CHECK SAMPLES
You can see the samples of stones, lacquers, oaks...
PAG.186

ÁVRIAN BASINS (SOLID SURFACE)

S1/S21

Widths > Up to 201
Twin basin > From 120 cm
Profiles > 1,4 to 12 cm
Basin S1 > 50 x 30 x 9 cm
Basin S21 > 40 x 30 x 9 cm
Optional offset basin



S2

Widths > Up to 201
Twin basin > From 120 cm
Profiles > 1,4 to 12 cm
Basin > 48 x 28 x 10 cm
Optional offset basin



S5

Widths > Up to 201
Twin basin > From 120 cm
Profiles > 1,4 to 12 cm
Basin > 55 x 30 x 11 cm
Optional offset basin



S6

Widths > Up to 201
Twin basin > From 120 cm
Profiles > 1,4 to 12 cm
Basin > 43 x 29 x 8 cm
Optional offset basin



ÁVRIAN BASINS (SOLID SURFACE)

S24

Widths > Up to 201
Twin basin > From 120 cm
Profiles > 1,4 to 12 cm
Basin > 46 x 30 x 12 cm
Optional offset basin



S25

Widths > Up to 201
Twin basin > From 120 cm
Profiles > 1,4 to 12 cm
Basin > 53 x 27 x 13 cm
Optional offset basin



S41

REDUCED DEPTH
Widths > Up to 201
Twin basin > From 120 cm
Profiles > 1,4 to 12 cm
Basin > 40 x 22 x 9 cm
Optional offset basin



S42

REDUCED DEPTH
Widths > Up to 201
Twin basin > From 120 cm
Profiles > 1,4 to 12 cm
Basin > 47 x 23 x 13 cm
Optional offset basin



ÁVRIAN BASINS (SOLID SURFACE)

S22

Widths > Up to 201
Twin basin > From 140 cm
Profiles > 1,4 to 12 cm
Basin > 60 x 30 x 12 cm
Optional offset basin



S23/S8

Widths > Up to 201
Profiles > 1,4 to 12 cm
Basin S23 > 80 x 30 x 12 cm
Basin S8 > 100 x 30 x 12 cm
Optional offset basin



WORKTOPS & COUNTERTOP BASINS RANGE

ORGANISED BY MATERIAL TYPE

CERAMIC BASINS

BOL

Dimensions > ø40 x 15 cm
THIN Ceramic



CIRCULAR

Dimensions > ø35 x 12 cm
THIN Ceramic



SQUARE (Tap)

Dimensions > 42 x 42 x 13 cm
THIN Ceramic



OVAL (Tap)

Dimensions > 50 x 38 x 12 cm
THIN Ceramic



OVAL

Dimensions > 46 x 33 x 13 cm
THIN Ceramic



OVAL BASIN Matt BLACK (Thin Ceramic)

Dimensions > 46 x 33 x 13 cm



WATER-RESISTANT WORKTOPS

LAMINATED WORKTOP (Waterproof)

For countertop basins
and without basin

Widths > Up to 201
Twin basin > From 120 cm
Thickness > 2,2 cm
Optional offset basin



OAK WORKTOP (Waterproof)

For countertop basins
and without basin

Widths > Up to 201
Twin basin > From 120 cm
Thickness > 2,2 cm
Optional offset basin



LACQUERED WORKTOP MATT OR GLOSS (Waterproof)

For countertop basins
and without basin

Widths > Up to 201
Twin basin > From 120 cm
Thickness > 2,2 cm
Optional offset basin



ÁVRIAN BASINS (SOLID SURFACE)

CIRCULAR

Dimensions > ø40 x 15 cm



RECTANGULAR

Dimensions > 48 x 32 x 13 cm



MIRRORS

FRAMELESS, BACKLIGHTED, FRAMED...



MIRRORS Complete Range

* All LED illuminated mirrors have a built-in touch sensor as standard.



FRAMELESS MIRROR

MEASURE	REFERENCE
45 x 60	21.00.123
60 x 70	21.00.196
70 x 70	21.00.135
80 x 70	21.00.197
90 x 70	21.00.133
100 x 70	21.00.198
120 x 70	21.00.199
80 x 80	21.00.152
100 x 80	21.00.153
CUSTOM-MADE	21.00.301



FRAMELESS MIRROR CURVED CORNERS R30

MEASURE	REFERENCE
50 x 70	21.00.183
60 x 70	21.00.191
70 x 70	21.00.184
80 x 70	21.00.192
100 x 70	21.00.193
120 x 70	21.00.194
CUSTOM-MADE	21.00.303



FRAMELESS MIRROR CIRCULAR

MEASURE	REFERENCE
Ø80	21.00.155
CUSTOM-MADE	21.00.305



FRAMELESS MIRROR WITH LED LIGHTING

MEASURE	REFERENCE
60 x 70	21.00.251
70 x 70	21.00.252
80 x 70	21.00.253
90 x 70	21.00.254
100 x 70	21.00.255
120 x 70	21.00.256
80 x 80	21.00.263
100 x 80	21.00.265
CUSTOM-MADE	21.00.321



FRAMELESS MIRROR CURVED CORNERS LED

MEASURE	REFERENCE
50 x 70	21.00.283
60 x 70	21.00.291
70 x 70	21.00.284
80 x 70	21.00.292
100 x 70	21.00.293
120 x 70	21.00.294
CUSTOM-MADE	21.00.323



CIRCULAR FRAMELESS MIRROR WITH LED

MEASURE	REFERENCE
80 Ø	21.00.269



FRAMELESS MIRROR ON A BOARD

MEASURE	REFERENCE
60 x 70	21.00.115
70 x 70	21.00.113
80 x 70	21.00.116
90 x 70	21.00.114
100 x 70	21.00.117
120 x 70	21.00.118
CUSTOM-MADE	21.00.311



FRAMELESS MIRROR ON A BOARD WITH LED LIGHT ON THE TOP (4000K)

MEASURE	REFERENCE
60 x 70	21.00.271
70 x 70	21.00.272
80 x 70	21.00.273
90 x 70	21.00.274
100 x 70	21.00.275
120 x 70	21.00.276



NOVUS FRAMED MIRROR (WOODEN FRAME 7 CM)

MEASURE	REFERENCE	MATT LACQUER	GLOSS LACQUER
60 x 70	26.07.475		
80 x 70	26.07.476		
100 x 70	26.07.477		
120 x 70	26.07.478		
CUSTOM-MADE	21.00.341		



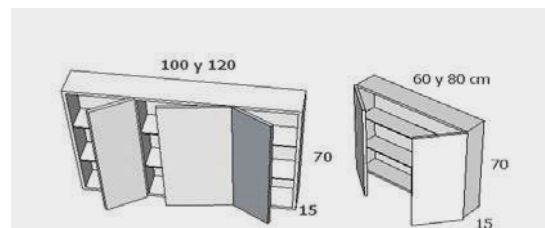
LOOP MIRROR LED LIGHT 5 CM SANDBLASTED

MEASURE	REFERENCE
60 x 70	21.00.241
80 x 70	21.00.242
100 x 70	21.00.243
120 x 70	21.00.244



LED HORIZONTAL ILLUMINATED MIRROR (ANTI FOG SYSTEM INCLUDED)

MEASURE	REFERENCE
50 x 70	21.00.230
60 x 70	21.00.231
80 x 70	21.00.232
100 x 70	21.00.233
120 x 70	21.00.234
CUSTOM-MADE	21.00.311



CABINETS

MEASURE	REFERENCE
60 2P (30+30)	21.00.186
80 2P (40+40)	21.00.187
100 3P (30+40+30)	21.00.188
120 3P (40+40+40)	21.00.189



FRAMELESS MIRROR ON A BOARD 2.5 CM RIGHT-LEFT AND 5 CM TOP-BOTTOM

MEASURE	REFERENCE	LAMINATED	MATT LACQUER	GLOSS LACQUER	OAK
60 x 70	26.07.485				
80 x 70	26.07.486				
100 x 70	26.07.487				
120 x 70	26.07.488				
CUSTOM-MADE	21.00.343				



ANTI FOG MIRROR SYSTEM

REFERENCE
06.19.085



LOOP CIRCULAR LED MIRROR 5 CM SANDBLASTED

MEASURE	REFERENCE
70 Ø	21.00.245



CIRCULAR MIRROR MADE IN METAL RING

MEASURE	REFERENCE
80 Ø	21.00.140

FINISHES: White, Black and Gold



CIRCULAR MIRROR METAL FRAME AND LEATHER STRIP

MEASURE	REFERENCE
60 Ø	21.00.112

SPOTLIGHTS

ALL OUR WALL LIGHTS CAN ALSO BE FITTED ON ALL LED BACKED ILLUMINATED MIRRORS, NOVUS MIRRORS AND CABINET MIRRORS



LED SPOTLIGHT CHROME

CM	REFERENCE	W	K	LM
30	01.20.075	8	5700	580
45	01.20.076	10	5700	757
60	01.20.072	11	5700	955
80	01.20.077	15	5700	1270
100	01.20.051	15	5700	1270
120	01.20.055	18	5700	1532



LED SPOTLIGHT BLACK

CM	REFERENCE	W	K	LM
30	01.20.075N	8	5700	580



OVLED SPOTLIGHT

CM	REFERENCE	W	K	LM
50	01.20.023	9	4000	919
80	01.20.024	10	4000	1052



FRAMELESS MIRROR

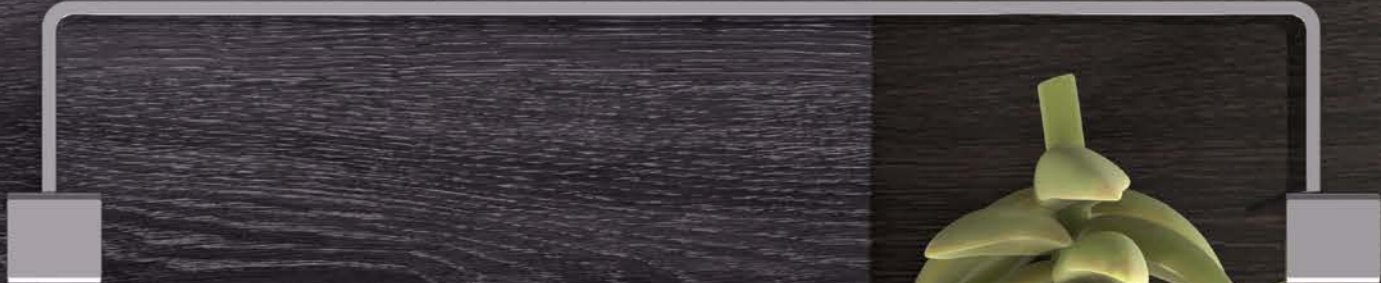
ON A BOARD WITH LED LIGHT ON THE TOP 4000K

MEASURE	REFERENCE
60 x 70	21.00.271
70 x 70	21.00.272
80 x 70	21.00.273
90 x 70	21.00.274
100 x 70	21.00.275
120 x 70	21.00.276



SAMPLES

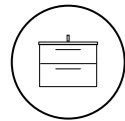
WOOD | STONE | LAMINATES



SAMPLE FINISHES

SCHEME OF FINISHES ACCORDING TO COLLECTION

See samples in bigger size on PAGES 178-191



ESSENTIALS Collections


CARMEN Collection

HIGH QUALITY LAMINATES



PARIS Collection

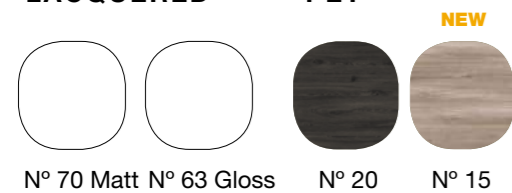
LACQUERS



NATALIA Collection


LACQUERED

PET




ARACELI Collection

PET



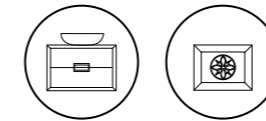
MARINA Collection

PET



SLIM Collection

HIGH QUALITY LAMINATES



TRENDY & STYLISH Collections

ADVANCE Collection

HIGH QUALITY LAMINATES



ADVANCE / NOVUS / SUE LUX Collections

NATURAL OAKS




ADVANCE / NOVUS / LOOP / SUE LUX Collections


MATT/GLOSS LACQUERS

Available in customised RAL/NCS colours (Increase 15%)

NOTE: The number on the right is gloss and the number on the left is matt. If there is only one, can not be made in gloss.




ALL NEW



COMPACT STONES

ALL NEW



CARMEN
Collection

HIGH QUALITY LAMINATES



N° 4

N° 5

N° 6

N° 15

NEW

N° 18

NEW

N° 20

NEW

PARIS
Collection

LACQUERED + COMPACT STONE WORKTOPS



N° 70

Matt White

N° 63

Gloss White

N° 34

N° 51

Calacatta

Encimera Piedra Compacta | Plan en pierre compacte | Compact stone worktop

NEW


Negro Marquina

Encimera Piedra Compacta | Plan en pierre compacte | Compact stone worktop

NEW

NATALIA
Collection

PET



NEW
MARINA
Collection

PET



LACQUERED

N° 70

Matt White

N° 63

Gloss White

N° 70

Matt White

NEW

ARACELI
Collection

PET



N° 51

N° 11

NEW

N° 70

Matt White

SLIM
Collection

HIGH QUALITY LAMINATES



N° 5

N° 6

N° 4

ADVANCE System

NEW FOR ADVANCE

HIGH QUALITY LAMINATES

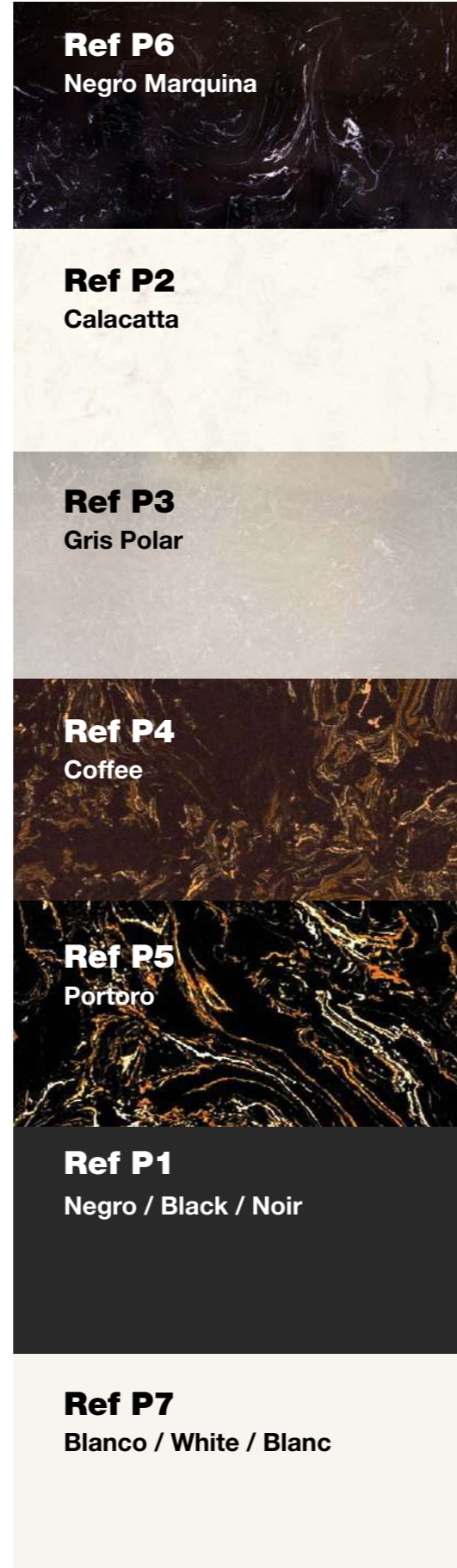
NATURAL OAK LAMINATES

COMPACT STONES

ALL NEW

GLOSS/MATT LACQUERS (POSSIBILITY RAL/NCS CHART. Increase 15%)

NOTE: The number on the right is gloss and the number on the left is matt. If there is only one, it can not be made in gloss.



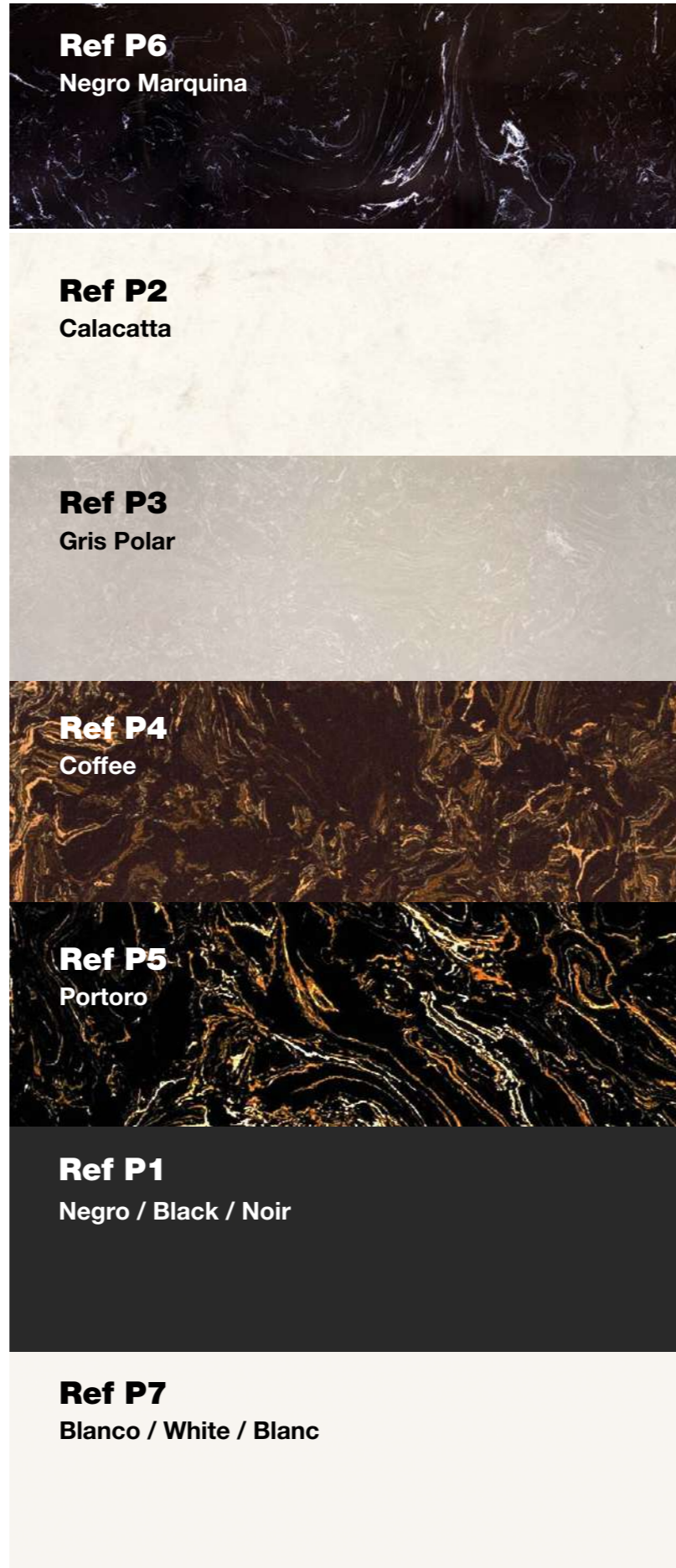
**NOVUS
Collection**

NATURAL OAK LAMINATES



COMPACT STONES

ALL NEW



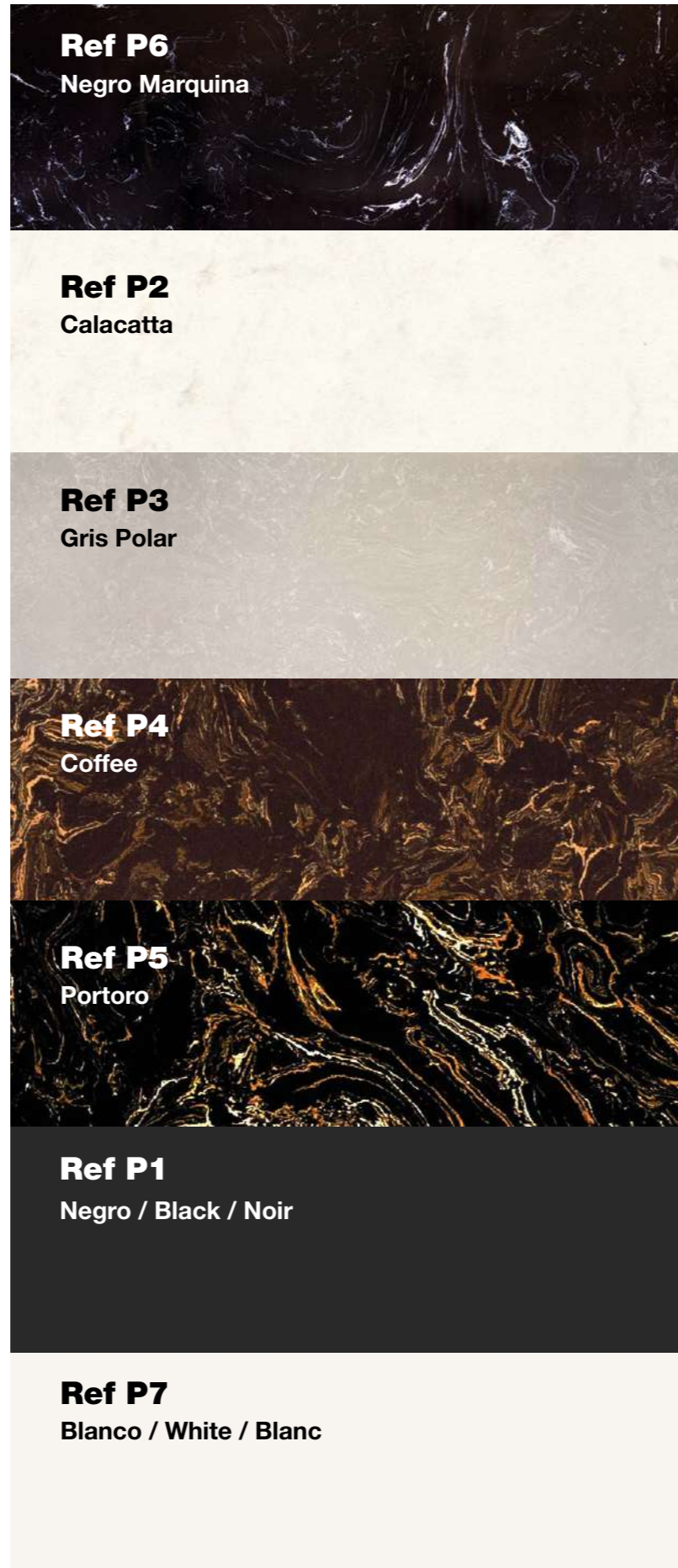
GLOSS/MATT LACQUERS (POSSIBILITY RAL/NCS CHART. Increase 15%)

NOTE: The number on the right is gloss and the number on the left is matt. If there is only one, it can not be made in gloss.



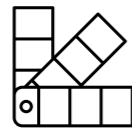
COMPACT STONES

ALL NEW



LOOP
Collection

40 LACQUER FINISHES
Gloss/Matt (RAL/NCS chart possible)



GLOSS/MATT LACQUERS (POSSIBILITY RAL/NCS CHART. Increase 15%)

NOTE: The number on the right is gloss and the number on the left is matt. If there is only one, it can not be made in gloss.



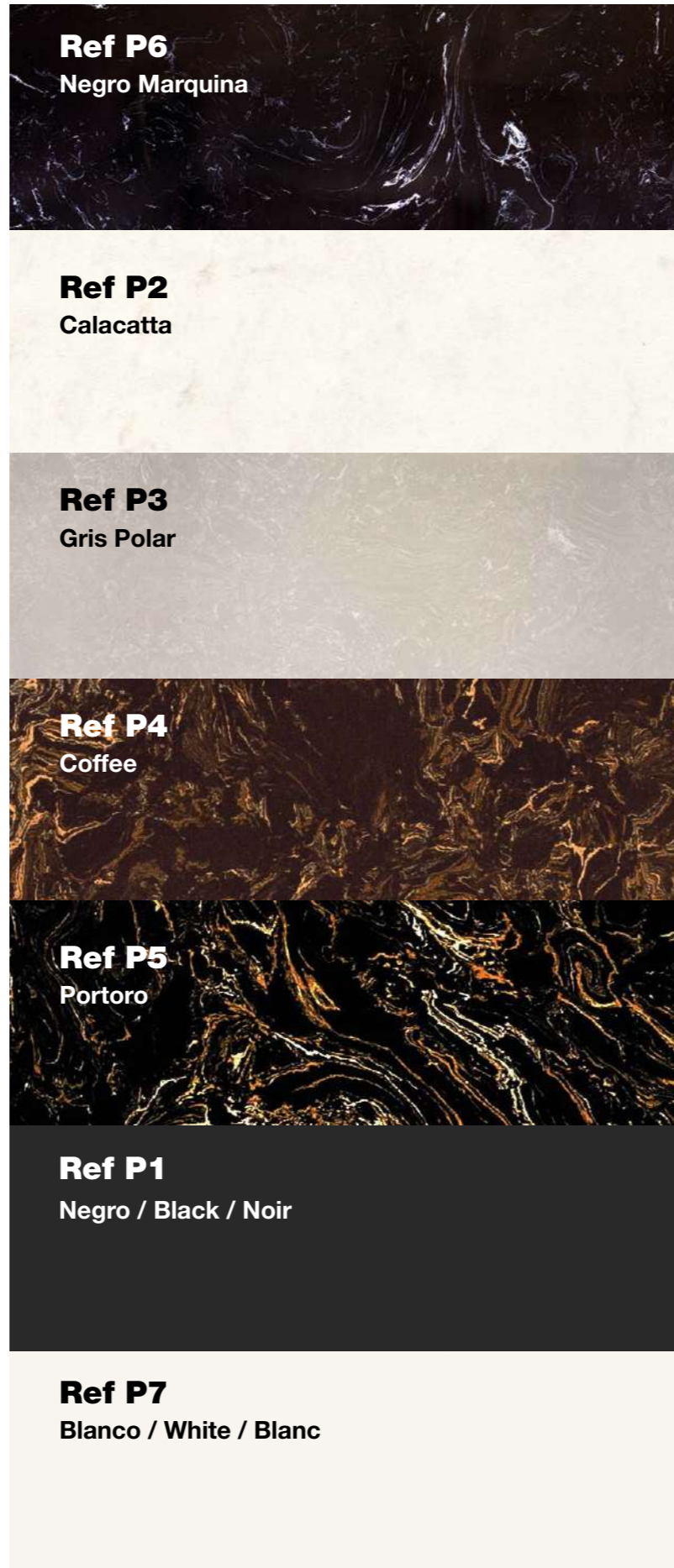
**SUE LUX
Collection**

NATURAL OAK LAMINATES



COMPACT STONES

ALL NEW



GLOSS/MATT LACQUERS (POSSIBILITY RAL/NCS CHART. Increase 15%)

NOTE: The number on the right is gloss and the number on the left is matt. If there is only one, it can not be made in gloss.



AVILA DOS

GENERAL TECHNICAL CHARACTERISTICS

FIXING SYSTEM, HINGES, MATERIAL

All furniture of Stylish (Sue Lux) TRENDY (Advance, Novus, Loop), and ESSENTIALS (Carmen, Natalia, Paris, Slim, Marina and Araceli) collections have **DOUBLE FASTENING SYSTEM**.

FIBRALAC furniture fibre, with the highest quality and density on the market.

High quality for fastening hinges allows to have a very good varnished or lacquered finish.

All **THE HINGES** of the Stylish (Sue Lux) collections TRENDY (Advance, Novus, Loop), and ESSENTIALS (Carmen, Natalia, Paris, Slim, Marina and Araceli), are soft-close and automatic.

THE MOST ELEGANT AND RELIABLE DRAWER ON THE MARKET!

STAINLESS STEEL SIDES (LIKE IN THE BEST QUALITY KITCHENS)



- **High capacity drawers TOP RANGE HETTICH**
- **Total extraction**, soft close* and triple adjustment
- With **organisers as standard** in all collections
- **Textile drawer base**
- **The painting process** on the stainless steel sides consists of a first layer applying the colour, a second transparent epoxy layer, gives hardness and resistance (anti-scratch), finishing in the oven to dry.

* Soft close, cushioning

GENERAL TERMS AND CONDITIONS

Acceptance of an order by the buyer implies acceptance of these general terms and conditions of sale, unless otherwise agreed between the two parties by means of specific stipulations indicated in the acceptance of the order.

ORDERS:

- Orders must always be placed by e-mail.
- All orders received before 2 P.M will be processed the same day they are received.
- We will be able to process modifications to an order, provided that we are notified within 24 hours of receipt of the order. If we receive a proposal for modification after this period, we will indicate the corresponding cost.
- Cancellation of standard orders. The company reserves the right to charge the costs, which will be between 20% and 40% of the value of the order.
- Cancellation of special orders. The charge will be between 50% and 85% of the value of the order, depending on the production level.

TRANSPORT:

- The goods are delivered to the door, without unpacking, assembly or installation.
- When receiving the order, it is necessary for the buyer to check the correct state of the packaging before signing the delivery note to the delivery company. In the event that any damage is observed due to transportation process, this must be stated on the delivery note, pictures must be taken and we must be notified within 24 hours, so that we can proceed to solve the incident.
- The lack of observations on the delivery note will mean that the buyer agrees with the state of the products received, and therefore no further claims for damage will be accepted if the procedure described above has not been followed.
- If for any justified reason, the customer should have to change the delivery address, he/she will have to do it by e-mail together with the order, otherwise, he/she will be responsible for the expenses of this request.
- In the case of not being able to deliver the goods, the customer will be responsible for the expenses caused by the storage in the transport agency, if he/she has not communicated in advance the impossibility of receiving the goods.
- In orders where the object is a mirror or a washbasin only, without including other products, there is an increase in transport and packaging depending on the size.

WARRANTY

- **WARRANTY** - AVILA DOS guarantees its products in accordance with the provisions of Directive 1999/44/EC and RD Legislative 1/2007 of 16 November on guarantees in the sale of consumer goods. This guarantee does not include damage resulting from transport, incorrect installation, manipulation or repairs, as well as damage due to natural wear and tear, mistreatment, incorrect, improper, abnormal or different from usual use and maintenance, knocks, falls, accidents or defects not attributable to manufacture. In the event of any dispute, both parties submit to the courts and tribunals of Lucena (Córdoba), expressly agreeing to renounce their own jurisdiction if they have it.

VARIOUS

- The Company reserves the right to modify, cancel or introduce any article without the need to expressly communicate it or to replace any material.
- The sale is always carried out under the clause of property right, by virtue of which, the materials supplied are our property, as long as they have not been paid for in total.
- This price list cancels and replaces the previous price list.
- **VAT NOT INCLUDED.**

Avila: Dos

Ctra. Puente Genil s/n
Apdo. Correos, 124
14900 Lucena (Córdoba)

UK 02 03 76 90 900
Spain 00 34 957 500 918
France 01 76 21 52 35
E info@avilados.com

BRANDING + ART DIRECTION
Cabo de Marcas
www.cabodemarcas.com

DATE OF PUBLICATION
03/2021

Any part or full reproduction by any
mechanical or photographic process is
strictly prohibited without the company's
permission.

©AVILA DOS 2021

Avila: Dos

GOOD PEOPLE . NICE BATHROOMS

www.avilados.com