

piana

updated to 07-01-2026



antoniolupi

piana /
design Nevio
Tellatin

PIANA

2011

design_Nevio Tellatin

Semplice nella sua eleganza, raffinata nella sua essenzialità, esclusiva e personalizzabile grazie alle molteplici possibilità di combinazione.

Piana è una delle collezioni che esprime al meglio la capacità di antoniolupi di rendere sartoriale ogni progetto, di realizzare ogni composizione come fosse un vestito su misura per dimensioni, colori e finiture.

Un'immagine fresca e pulita che nasconde una sapienza produttiva e una qualità dei materiali che garantiscono estetica e gradevolezza ad ogni livello.

Oggi la collezione Piana "tocca terra" andando oltre le versioni sospese che da sempre hanno identificato questa proposta e ne hanno caratterizzato l'immagine.

Un'evoluzione che dona un aspetto diverso alla microarchitettura domestica, che ridefinisce gerarchie e rapporti dimensionali all'interno dell'ambiente bagno, che delinea nuovi monoblocchi componibili in grado di arredare lo spazio donandogli personalità e carattere.

Una proposta che amplifica la funzionalità dei volumi aumentandone di fatto la capacità contenitiva e razionalizzando lo spazio per ospitare tutto quanto necessario allo svolgimento delle operazioni quotidiane nell'area lavabo.

Piana è ora anche disponibile nella versione da terra abbinabile a lavabo sopra piano, lavabo integrato o sottopiano, in diverse combinazioni componibili tra ante e cassetti per soddisfare le diverse esigenze.

Simple in its elegance, refined in its essentiality, exclusive and customizable thanks to the multiple possibilities of combinations.

Piana is one of the collections that best expresses the ability of antoniolupi to make each project tailor-made, to create each composition as if it were a tailored suit for dimensions, colors and finishes.

A fresh and clean image that hides a productive wisdom and a quality of materials that guarantee aesthetics and amenity at every level.

Today the Piana collection "touches the ground" going beyond the suspended versions that have always identified this proposal and characterized its image.

An evolution that gives a different aspect to domestic micro-architecture, which redefines hierarchies and dimensional relationships within the bathroom, outlining new modular mono-blocks able to furnish the space giving it personality and character.

A proposal that amplifies the functionality of the volumes, effectively increasing the storage capacity and rationalizing the space to accommodate everything necessary for daily operations in the bathroom area.

Piana is also now available in the freestanding version combined with a top mount sink, integrated or undermount sink, with different modular combinations between doors and drawers to meet different needs.



Piana H 73 + 3 = H 76 cm P 47 cm



La composizione è composta da specchi su misura illuminati da tre faretto art. ZENITLED. Il mobile è formato da due porta lavabi art. ILM5472 L 72 cm, una base art. IBTM5236 destra di L 36 cm e due basi art. IBTM2072 L 72 cm; tutti gli elementi sono P 47 cm, H 73 cm, laccati Anatra gofrato e montano i piedi regolabili art. PICCO. Il top è in Colormood Ramerino, art. BC147, con misure su richiesta, L 324 cm P 47 cm Sp. 1,2 cm, con lavabi da appoggio art. RIM54 in Flumood Bianco.



The composition is made up of custom-made mirrors illuminated by three spotlights art. ZENITLED. The cabinet consists of two sink units art. ILM5472 L 72 cm, cabinet on the right art. IBTM5236 L 36 cm and two cabinets art. IBTM2072 L 72 cm; all the elements are D 47 cm, H 73 cm, embossed lacquered Anatra and fitted with adjustable feet art. PICCO. The top is in Colormood color Ramerino, art. BC147, with measurements on request, L 324 cm D 47 cm and 1,2 cm thick, with countertop sinks art. RIM54 in white Flumood.





Nella foto in alto e a sinistra, top in Colormood colore Ramerino con lavabo da appoggio art. RIM54.

In the photo above and on the left, top in Colormood color Ramerino with countertop sink art. RIM54.

Piana H 73 + 10 = H 83 cm P 47 cm



Questa composizione comprende lo specchio retroilluminato art. CIRCUS1108W, Ø 108 cm con lampada LUCENTE, L 108 cm; rubinetteria INDIGO art. ND301 finitura grafite. Il mobile, L 182,4 cm P 47 cm H 83 cm, è composto da un porta lavabo art. ILM5490, una base art. IBTM5490, due fianchi art. IFO47, zoccolo in alluminio verniciato Matita gofrato; struttura in Skin cenere, ante e fianchi verniciati Matita gofrato. Il top, in Flumood colore Bianco art. BC147 L 182,4 cm P 47 cm Sp 1,2 cm, ospita il lavabo integrato art. BASICO47.



This composition includes the backlit mirror art. CIRCUS1108W, Ø 108 cm with LUCENTE lamp, L 108 cm; INDIGO tap art. ND301 graphite finish. The cabinet, L 182,4 cm D 47 cm H 83 cm, is made up of a sink unit art. ILTM5490, a cabinet art. IBTM5490, two sides art. IFO47, aluminum plinth embossed lacquered Matita; structure in Skin cenere, fronts and sides embossed lacquered Matita. The top, in white Flumood art. BC147 L 182,4 cm D 47 cm and 1,2 cm thick, houses the integrated sink art. BASICO 47.

PIANA





Nella foto a sinistra, Il top, in Flumood colore Bianco art. BC147 L 182,4 cm P 47 cm Sp 1,2 cm, con il lavabo integrato art. BASICO47.

In the photo on the left, the top is in white Flumood art. BC147 L 182,4 cm D 47 cm and 1,2 cm thick, with integrated sink art. BASICO 47.





Piana H 73 + 10 = H 83 cm P 47 cm





PIANA





Questa composizione comprende due specchi retroilluminati SPICCHIO art. SPICCHIO90W, H 90 cm L 45 cm, rubinetteria INDIGO art. ND921 e art. ND601, finitura grafite. Il mobile, L 182,4 cm P 47 cm, H 83 cm, è composto da un porta lavabo art. ILTM5490, una base art. IBTM890, due fianchi art. IFO47 e art. IFRO47, struttura in Skin cenere, ante e fianchi Rovere thermo, mentre lo zoccolo in alluminio art. ZOCCOLO è in finitura Skin cenere. Il top in Colormood Serena art. PONTE147 L 182,4 cm P 47 cm Sp 1,2 cm è completo di portasalviette integrato in finitura Skin cenere e di lavabo integrato art. PODIO90 con copripiletta art. PIANETTO5.

This composition includes two backlit SPICCHIO mirrors art. SPICCHIO90W, H 90 cm L 45 cm, INDIGO taps art. ND921 and art. ND601, graphite finish. The furniture, L 182,4 cm D 47 cm, H 83 cm, is made up of a sink unit art. ILTM5490, a cabinet art. IBTM890, two sides art. IFO47 and art. IFRO47, structure in Skin cenere, fronts and sides in Rovere thermo, while the aluminum plinth art. ZOCCOLO is in Skin cenere. The top is in Colormood color Serena art. PONTE147 L 182,4 cm D 47 cm and 1,2 cm thick, complete with integrated towel holder in Skin cenere and integrated sink art. PODIO90 with cover art. PIANETTO 5.





Piana H 83 + 3 = H 86 cm P 40 cm



Questa composizione comprende due specchi retroilluminati art. USB50108W e art. USB40108W, H 108 cm L 50 cm e rubinetteria INDIGO in finitura grafite. I due mobili di L 110,4 cm P 40 cm H 83 cm sono composti da un porta lavabo art. ILO5372, una base destra art. IBO5136 e due fianchi art. IFO40 e art. IFRO40; la struttura è in Skin cenere, ante e fianchi in Noce canadese. Porta lavabo e basi montano piedi art. PICCO.

Il top in Colormood colore Falena art. PONTE140 L 110,4 cm P 40 cm Sp 1,2 cm è completo di portasalviette integrato finitura Skin cenere, i pensili art. ICE4 L 27 cm H 25 cm, con schienale Ovatta gofrato e art. ICE6 L 72 cm H 25 cm con schienale Anatra gofrato, entrambi con vetro bronzo; portasalviette art. RETTA4108 verniciato Anatra gofrato. Mensola da incasso a parete con struttura in alluminio bianco art. OMBRAL, L 270 cm, con misure su richiesta, con portasalviette art. OMBRAP54. Vasca art.ECLIPSE in Cristalplant e rubinetteria INDIGO art. ND903 finitura grafite.



This composition includes two backlit mirrors art. USB50108W and art. USB40108W, H 108 cm L 50 cm, INDIGO taps in a graphite finish. The two furniture units of L 110,4 cm D 40 cm H 83 cm are composed of a sink unit art. ILO5372, a right cabinet art. IBO5136 and two sides art. IFO40 and art. IFRO40; the structure is in Skin cenere, fronts and sides in Noce canadese. Sink units and cabinets mount feet art. PICCO. The top is in Colormood color Falena art. PONTE140 L 110,4 cm D 40 cm and 1,2 cm thick is complete with integrated towel holder in Skin cenere, wall units art. ICE4 L 27 cm H 25 cm, with back lacquered embossed Ovatta and art. ICE6 L 72 cm H 25 cm lacquered embossed Anatra, both with bronze glass; towel holder art. RETTA4108 lacquered embossed Anatra. Recessed wall shelf with white aluminum structure art. OMBRAL, L 270 cm, measurements on request, with towel holder art. OMBRAPS54. Bathtub art. ECLIPSE in Cristalplant and INDIGO tap art. ND903 graphite finish.





Piana H 83 + 3 = H 86 cm P 40 cm



Nella foto in alto top in Colormood colore Falena art. PONTE140 L 110,4 cm P 40 cm Sp 1,2 cm, completo di portasalviette integrato finitura Skin cenere. Il top inoltre, ospita il lavabo integrato art. GRAFFIO4072 in Colormood colore Falena, con rubinetteria INDIGO finitura grafite art. ND301.

In the photo above, top in Colormood color Falena art. PONTE140 L 110,4 cm D 40 cm and 1,2 cm thick, complete with integrated towel holder in Skin cenere. The top also houses the integrated sink art. GRAFFIO4072 in Colormood color Falena, INDIGO tap art. ND301 in graphite finish.



Piana H 83 + 3 = H 86 cm P 40 cm



Nella foto a destra top in Colormood colore Falena art. PONTE140 L 110,4 cm P 40 cm Sp 1,2 cm, completo di portasalviette integrato finitura Skin cenere, con lavabo integrato art. NIDO472. La rubinetteria è INDIGO finitura graphite.

In the photo on the right top in Colormood color Falena art. PONTE140 L 110,4 cm D 40 cm and 1,2 cm thick, complete with integrated towel holder in Skin cenere, with integrated sink art. NIDO472. INDIGO tap in graphite finish.



Piana H 83 + 3 = H 86 cm P 47 cm

“TONO SU TONO”

“TONE ON TONE”

Una perfetta integrazione cromatica per un total look assoluto dell'ambiente bagno, un “velo” di colore che ricopre in modo uniforme tutti gli elementi, per esprimere al meglio uno stile e un carattere identitario. Grazie al Colormood il bagno antoniolupi si tinge di colore in tutti i suoi protagonisti più significativi, costruisce un senso di appartenenza che deriva da una coerenza estetica che coinvolge volumi scultorei e articolati ma anche forme semplici e accessori complementari.

Dai top dei mobili ai fianchi dei contenitori, dalle vasche freestanding ai lavabi di diversa tipologia, dai soffioni al radiatore BIT, dalle piantane alle manopole del rubinetto Indigo, dalle barre portasalviette ai profili di alcune collezioni di mobili. Un'uniformità estetica caratterizzata da una finitura opaca e morbida al tatto, che semplifica la lettura dei volumi, che regolarizza le linee e definisce le dimensioni, che mette in risalto quelle proporzioni che nelle collezioni di antoniolupi trovano un equilibrio assoluto. Una gamma colori che consente un'ampia scelta e permette di instaurare un dialogo con gli altri materiali e finiture presenti nell'ambiente bagno, come le texture uniche dei legni, i riflessi dei metalli e del vetro che giocano con la luce, le venature irripetibili delle pietre, l'omogeneità assoluta dei solid surfaces.

A perfect chromatic integration for an absolute total look of the bathroom, a “veil” of color that uniformly covers all the elements, to best express a style and an identity. Thanks to Colormood, the antoniolupi bathroom is tinged with color in all its most significant protagonists, building a sense of belonging that derives from an aesthetic coherence that involves sculptural and arctic volumes but also simple shapes and complementary accessories.

From the tops of the furniture to the sides of the cabinets, from the freestanding bathtubs to the various types of sinks, from the showerheads to the BIT radiators, from the freestanding accessories to the knobs of the Indigo taps, from the towel rails to the profiles of some of the furniture collections. A uniform consistency characterized by a matt finish that is soft to the touch and simplifies the reading of volumes, defining the lines and dimensions that highlights proportions that find an absolute balance in the antoniolupi collections. A range of colors that allows a wide choice and allows you to establish a dialogue with the other materials and finishes present in the bathroom, such as the unique textures of the woods, the light reflections of the metals and glass, the unrepeatable veins of the stones, the absolute homogeneity of solid surfaces.







**“TONO SU TONO”
“TONE ON TONE”**

Questa composizione comprende uno specchio retroilluminato art. USB50108W, H 108 cm L 50 cm, rubinetteria INDIGO_COLORS art. ND301SA finitura acciaio satinato con manopola verniciata Ramerino opaco art. MN8124. Il mobile, verniciato seta Ramerino, è composto da un porta lavabo art. ILOM5472, una base art. IBOM5472 e da due fianchi art. IFO47 e art. IFRO47; tutta la composizione monta i piedini regolabili art. PICCO. Il top in Colormood Ramerino, art. PONTE147 L 146,4 cm P 47 cm Sp 1,2 cm, è completo di portasalviette integrato verniciato Ramerino e ospita il lavabo integrato art. BASICO47. La coppia di bicchieri art. PERCEZIONE completa la composizione. Carta da parati della collezione TRALERIGHE art. Q2N. Tappeto della collezione TRAMATO art. TR651 L 240 cm P 120 cm.

This composition is made up of a backlit mirror art. USB50108W, H 108 cm L 50 cm, INDIGO_COLORS tap art. ND301SA in satin steel with knob lacquered matt Ramerino art. MN8124. The cabinet lacquered RAMERINO seta has a sink unit art. ILOM5472 and a cabinet art. IBOM5472, two finishing panels art. IFO47 and art. IFRO47; regulating feet throughout art. PICCO. The top is in Colormood Ramerino art. PONTE147 L 146,4 cm D 47 cm 1,2 cm thick and includes towel rail lacquered Ramerino as well as an integrated sink art. BASICO47. Pair of glasses art. PERCEZIONE completes the composition. Wallpaper TRALERIGHE art. Q2N and carpet TRAMATO art. TR651 L 240 cm D 120 cm.

“TONO SU TONO”
“TONE ON TONE”





PIANA



“TONO SU TONO”
“TONE ON TONE”



PIANA



“TONO SU TONO”
“TONE ON TONE”

Su richiesta è possibile realizzare una composizione con la venatura verticale applicando una maggiorazione del 20%.

Vertical grain is available for a surcharge of 20%.



Questa composizione comprende due specchi retroilluminati: un art. SUPERLUNA90W Ø 90 cm e un art. CIRCUS90W Ø 90 cm; rubinetteria INDIGO art. ND301GR, finitura grafite. Il mobile, L 290,4 cm D 47 cm H 37,5 cm, è composto da due porta lavabi art. ILIM272, due basi art. IBIM272, un fianco art. IFRI47 ed un fianco art. IFI47; fascia frontale e fianchi sono laccati Basalto seta, ante in Noce canaletto. Il top in Colormood colore Basalto art. PONTE147, L 290,4 cm P 47 cm sp. 1,2, con misure su richiesta, è completo di portasalviette integrato laccato Basalto e di due lavabi integrati art. BASICO47. A parete pensile a giorno art. ICE6, L 72 cm H 25 cm P 14 cm, vetro fumè e schienale verniciato Basalto goffrato. La composizione si completa di optional: illuminazione a led interna ed esterna, attrezzatura interna per cassette STRATO. Carta da parati TRALERIGHE, art. O2P e art. Q1P. Tappeto della collezione TRAMATO art. TR653 L 231 cm P 196 cm.

This composition includes two backlit mirrors: one art. SUPERLUNA90W Ø 90 cm and art. CIRCUS90W Ø 90 cm; INDIGO taps art. ND301GR, graphite finish. The cabinet, L 290.4 cm D 47 cm H 37.5 cm, is composed of two sink units art. ILIM272, two bases art. IBIM272, one side panel art. IFRI47 and one side panel art. IFI47; top front panel and sides are lacquered Basalto in the silk finish while the fronts are in Noce Canaletto.

The Colormood top in Basalto color art. DECK147, L 290.4 cm P 47 cm and 1.2 cm thick with sizes on request, is complete with integrated Basalto lacquered towel rail and two integrated sinks art. BASICO47. Wall cabinet art. ICE6, L 72 cm H 25 cm D 14 cm, is in smoked glass and lacquered Basalto back in the embossed finish. The composition is completed with optional internal and external LED lighting, internal drawer accessories STRATO. TRALERIGHE wallpaper, art. O2P and art. Q1P. Carpet of the TRAMATO collection art. TR653 L 231 cm D 196 cm.





“TONO SU TONO”

“TONE ON TONE”







Nella foto in alto e a sinistra, vasca art. REFLEXMOOD in Colormood colore Delfino, rubinetteria INDIGO art. ND903GR finitura grafite.
A parete due colonne della collezione Bespoke art. KC3190, L 90 cm P 21,6 cm H 125 cm, con struttura in Skin cenere, cornice in finitura bronzo e frontale in vetro riflettente fumè.



*In the photo above and on the left, bathtub art. REFLEXMOOD in Colormood color Delfino, INDIGO taps art. ND903GR graphite finish.
On the wall two columns from the Bespoke collection. Art.KC3190, L 90 cm D 21.6 cm H 125 cm, with carcass in Skin cenere, frame
in bronze finish and front in fumè reflective glass.*



“TONO SU TONO”
“TONE ON TONE”








**“TONO SU TONO”
“TONE ON TONE”**

Nella foto in alto e a sinistra, vasca art. REFLEXMOOD in Colormood colore Delfino, rubinetteria INDIGO art. ND903GR finitura grafite. A parete due colonne della collezione Bespoke art. KC3190, L 90 cm P 21,6 cm H 125 cm, con struttura in Skin cenere, cornice in finitura bronzo e frontale in vetro riflettente fumè.

In the photo above and on the left, bathtub art. REFLEXMOOD in Colormood color Delfino, INDIGO taps art. ND903GR graphite finish. On the wall two columns from the Bespoke collection. Art.KC3190, L 90 cm D 21.6 cm H 125 cm, with carcass in Skin cenere, frame in bronze finish and front in fumè reflective glass.

PIANA



“TONO SU TONO”
“TONE ON TONE”



Questa composizione comprende due specchi retroilluminati art. USB20144W L 50 cm H 144 cm; rubinetteria INDIGO art. ND301GR, finitura grafite. Il mobile, L 218,4 cm P 54 cm H 37,5 cm, è composto da tre basi art. IBI272, due fianchi art. IFI54; fascia frontale e fianchi sono laccati Delfino seta, le ante sono in Rovere grigio; completa la composizione il top in Colormood colore Delfino sp. 1,2 cm. Il top scatolato in Colormood colore Delfino art. BCS54, con misure su richiesta, L 360 cm P 54 cm sp. 12,5 cm, è completo di due lavabi integrati art. NIDO72. A parete mensola ad incasso art. OMBRAL colore nero, L 162 cm, con portasalviette art. OMBRAPS36 colore nero L 36 cm. Carta da parati TRALERIGHE, art. A10N e art. O10N. Tappeto della collezione TRAMATO art. TR820 Ø 300 cm.

This composition includes two backlit mirrors art. USB20144W L 50cm H 144cm; INDIGO taps art. ND301GR, graphite finish. The cabinet, L 218.4 cm D 54 cm H 37.5 cm, is composed of three cabinets art. IBI272, two side panels art. IFI54; front band and sides are lacquered Delfino in the silk finish, the doors are in Rovere grigio; the composition is completed by the top in Colormood color Delfino 1.2 cm thick. The boxy top in Colormood color Delfino art. BCS54, with measures on request, L 360 cm P 54 cm 12.5 cm thick, is complete with two integrated sinks art. NIDO72. Wall-mounted recessed shelf art. OMBRAL black color, L 162 cm, with towel holder art. OMBRAPS36 black color L 36 cm. TRALERIGHE wallpaper, art. A10N and art. O10N. Carpet of the TRAMATO collection art. TR820 Ø 300 cm.





La composizione L 218,4 cm, P 54 cm, H 50 cm, laccata Matita goffrato, è composta da due fianchi art. IFA54, da un porta lavabo con due ante L 72 cm art. IL5472, da una base con due cassetti L 72 cm art. IB472, e da due basi con anta L 36 cm art. IB5236. Il top è in Flumood Bianco art. BC154, con lavabo integrato art. NIDO72. Lo specchio L 216 cm, H 75 cm, con illuminazione a led luce bianca è art. FLASH75W.

The composition L 218,4 cm, D 54 cm, H 50 cm lacquered embossed Matita, is made up of two side panels art. IFA54 a double door sink unit L 72 cm art. IL5472, a double drawer cabinet L 72 cm art. IB472, two cabinets L 36 cm art. IB5236. A white Flumood top art. BC154 with integrated sink art. NIDO72. The mirror is L 216 cm, H 75 cm white LED lighting art. FLASH75W.











I due mobili gemelli nella foto, realizzati in Rovere thermo, sono entrambi composti da due fianchi art. IFI47, un porta lavabo con cassetto art. ILIM290, una base con cassetto art. IBIM245, nella quale è stato inserito un cassetto opzionale art. SLIM40. Il top art. BC147, con lavabo integrato art. BASICO47 è in Flumood Bianco, L 137,4 cm P 47 cm, spessore 1,2 mm. Gli specchi sono entrambi art. CIRCUS120W. L'attrezzatura dei cassetti è della collezione STRATO.

The two twin cabinets in the photo in Rovere thermo, are both made up of two sides panel art. IFI47, a sink unit with drawer art. ILIM290, a cabinet with drawer art. IBIM245 where an internal drawer was added art. SLIM40. The top art. BC147 with integrated sink art. BASICO47 is in white Flumood, L 137,4 cm D 47 cm, thickness 12 mm. The mirrors are both art. CIRCUS120W. The internal drawer accessories are STRATO.



PIANA





PIANA



Lo specchio con illuminazione a led corredato di lampada LUCENTE è un art. CIRCUS1108W Ø 108 cm. Il mobile in finitura Rovere thermo L 182,4 cm, P 54 cm, H 37,5 cm è composto da due fianchi art. IFI54, una base portalavabo art. ILI290 e una base art. IBI290. Il top con lavabo integrato art. NUVOLA è in Colormood Falena, la rubinetteria è INDIGO art. ND301 finitura grafite.

The mirror with led lighting and lamp LUCENTE is art. CIRCUS1108W Ø 108 cm. The cabinet is in Rovere thermo L 182,4 cm D 54 cm, H 37,5 cm, made up of two end panels art. IFI54, a sink unit art. ILI290 and a cabinet art. IBI290. The top with integrated basin art. NUVOLA is in Colormood Falena color, tap series is INDIGO art. ND301GR graphite finish.



PIANA



Il mobile in Noce canaletto è composto da due basi porta lavabo art. IL1872, L 72 cm, P 54 cm, H 50 cm ciascuna e una base art. IB872, L 72 cm, P 54 cm, H 50 cm, a chiusura due fianchi art. IFA54, P 54 cm, H 50 cm. Il top di spessore 1,2 cm è in Colormood Falena. I lavabi sono due art. STRATOS3.



Furniture in Noce canaletto made up of two sink units art. IL1872, L 72 cm, D 54 cm, H 50 cm each and one cabinet art. IB872, L 72 cm, D 54 cm, H 50 cm, finishing panel on either side art. IFA54, D 54 cm, H 50. The top is in Colormood Falena, 1,2 cm thick. Two sinks art. STRATOS3.

PIANA








La composizione comprende un modulo di L 110,4 cm, P 47 cm e H 50 cm, laccato Bianco mood lucido, è composta da un fianco art. IFA47, da un fianco a giorno con ripiano art. IFG247, e da un porta lavabo con due cassetti art. ILM490. Il top in Flumood Bianco art. BC147 con lavabo integrato art. BASICO47. Lo specchio art. VARIO100W L 108 cm, H 100 cm.

The composition includes one cabinet L 110,4 cm, D 47 cm and H 50 cm lacquered glossy Bianco Mood and is made up of one side panel art. IFA47 an open side panel with shelf art. IFG247 and one sink unit with two drawers art. ILM490. The top is in white Flumood art. BC147 with integrated sink art. BASICO47. The mirrors art. VARIO100W L 108 cm, H 100 cm.











Il mobile nella foto di dimensioni L 164,4 cm, P 54 cm, H 37,5 cm, è composto da un fianco art. IFI54, una base con cassetto art. IBI272, un porta lavabo art. ILI272; a destra chiude la composizione un vano a giorno art. IFG154, finitura Bianco mood lucido. Il top art. BC154, con lavabo integrato art. NUVOLA è in Flumood Bianco, L 164,4 cm, P 54 cm, Sp 1,2 cm. Lo specchio con illuminazione a led completo di lampada LUCENTE è l'art. CIRCUS1108W. In appoggio sul top un vassoio in Noce canaletto della collezione DOMINO.

The composition in the photo measuring L 164,4 cm, D 54 cm, H 37,5 cm is made up of art. IFI54, a cabinet with drawer art. IBI272, a sink unit art. ILI272 and on the right side open shelves art. IFG154. Finish is glossy Bianco mood. The top art. BC154 with integrated sink art. NUVOLA is in white Flumood, L 164,4 cm, D 54 cm thickness 1,2 cm. The mirror with led lighting complete with LUCENTE lamp is art. CIRCUS1108W. On the top of the cabinet a tray in Noce canaletto from collection DOMINO.



Il mobile colore Pompeiano goffrato è composto da un porta lavabo art. ILIM272, L 72 cm, H 37,5 cm, P 47 cm, da una base art. IBIM272 delle stesse dimensioni, un fianco art. IFI47 e un vano a giorno con ripiano, art IFG147. Top in Flumood Bianco art. BC147 L 164,4 cm P 47 cm Sp 1,2 cm con lavabo art. GESTOMOOD54. Lo specchio completo di lampada LUCENTE è un art. CIRCUS1108W versione sinistra.

The cabinet lacquered embossed Pompeiano has a sink unit art. ILIM272 L 72 cm H 37,5 cm P 47 cm, a cabinet art. IBIM272 of the same measurements, a side panel art. IFI47 and side panel with shelf art. IFG147. Top is in white Flumood art. BC147 L 164,4 cm D 47 cm and 1,2 cm thick with sink art. GESTOMOOD54. The mirror complete with Lucente lamp is art. CIRCUS1108W left version.



PIANA



Il mobile colore Pompeiano gofrato è composto da un porta lavabo art. ILIM272, L 72 cm, H 37,5 cm, P 47 cm, da una base art. IBIM272 delle stesse dimensioni, un fianco art. IFI47 e un vano a giorno con ripiano, art IFG147. Top in Flumood Bianco art. BC147 L 164,4 cm P 47 cm Sp 1,2 cm con lavabo art. SERVOMOOD63. Lo specchio completo di lampada LUCENTE è un art. CIRCUS1108W versione sinistra.



The cabinet lacquered embossed Pompeiano has a sink unit art. ILIM272 L 72 cm H 37,5 cm P 47 cm, a cabinet art. IBIM272 of the same measurements, a side panel art. IFI47 and side panel with shelf art. IFG147. Top is in white Flumood art. BC147 L 164,4 cm D 47 cm and 1,2 cm thick with sink art. SERVOMOOD63. The mirror complete with Lucente lamp is art. CIRCUS1108W left version.





La composizione ospita il mobile, verniciato goffrato Terracotta, composto da un porta lavabo art. ILI272, da una base art. IBI272 un fianco art. IFI54 e un vano a giorno con ripiano, art IFG154. Top in Flumood Bianco art. BC154 L 164,4 cm P 54 cm Sp 1,2 cm con lavabo integrato art. NUVOLA. Rubinetteria INDIGO art. ND301 finitura grafite. Lo specchio, completo di lampada LUCENTE, è art. CIRCUS1108W Ø 108 cm versione sinistra. A parete la carta da parati della collezione TRALERIGHE art. D2P e art. DD2P. La composizione è ulteriormente arricchita dal tappeto della collezione TRAMATO art. TR654 L 234 cm P 218 cm.

Cabinet lacquered embossed Terracotta with a sink unit art. ILI272, cabinet art. ILI272 and a cabinet art. IBI272, side panel art. IFI54 with open compartment and shelf art. IFG154. Top in white Flumood art. BC154 L 164,4 cm D 54 cm, 1,2 cm thick with integrated sink art. NUVOLA. INDIGO tap art. BD301 graphite finish. The mirror complete with Lecente lamp is art. CIRCUS1108W Ø 108 cm left version. Wallpaper from the TRALERIGHE collection art. D2P and art. DD2P. The composition is enriched by the carpet TRAMATO art. TR654 L 234 cm D 218 cm.

PIANA










Specchio art. NEUTRO75, L 216 cm, sul quale è inserita la lampada art. LUCENTE216. Il mobile laccato Tortora lucido è composto da due porta lavabi con cassetto L 72 cm art. ILI272, una base con cassetto L 72 cm art. IBI272 e una coppia di fianchi art. IFI54, per una lunghezza complessiva di L 218,4 cm, P 54 cm e H 37,5 cm. Il top è in Flumood Bianco art. BC154 con doppio lavabo integrato art. NUVOLA.

Mirror art. NEUTRO75, L 216 cm, with lamp art. LUCENTE216. The cabinet is lacquered glossy Tortora and made up of two sink units with drawer L 72 cm art. ILI272, a cabinet with drawer L 72 cm art. IBI272 and a pair of end panels art. IFI54, for a total length of L218,4 cm, D 54 cm and H 37,5 cm. The top in white Flumood art. BC154 with double integrated sinks art. NUVOLA.



La composizione L 182,4 cm comprende, uno specchio L 180 cm, H 100 cm art. FLASH100W. Il mobile è laccato Bianco goffrato, composto da un porta lavabo con due cassette di cui uno sagomato internamente per sifone, L 72 cm, P 54 cm, H 50 cm art. IL472, da tre basi L 36 cm, H 50 cm, P 54 cm art. IB5236, da due fianchi art. IFA54. Il top in vetro laccato Bianco lucido art. 910 è completo di lavabo integrato art. SOAP72.

The composition L 182,4 cm includes a mirror L 180 cm, H 100 cm art. FLASH100W; the lacquered cabinet color embossed Bianco is composed by a double drawer sink unit one of which internally shaped for siphon L 72 cm, D 54 cm, H 50 cm art. IL472, three modules L 36 cm, H 50 cm, D 54 cm art. IB5236 and two side panels art. IFA54. Glass top art. 910 lacquered Bianco, with integrated sink art. SOAP72.







La composizione L 92,4 cm, comprende uno specchio L 54 cm, H 110 cm, art. NEUTRO110. Il mobile è laccato Bianco lucido, composto da un porta lavabo art. IL890, con fascia centrale, un frontale fisso e cassetto, L 90 cm, P 54 cm, H 50 cm e da due fianchi art. IFA54. Il top è in Flumood Bianco art. BC154, con lavabo integrato art. NIDO72.

The composition L 92,4 cm includes a mirror L 54 cm, H 110 cm art. NEUTRO110. The cabinet is lacquered glossy Bianco and is made up of a sink unit art. IL890 with center panel, a fixed front and drawer, L 90 cm, P 54 cm, H 50 cm and two sides art. IFA54. White Flumood top art. BC154 with integrated sink art. NIDO72.

PIANA



La composizione L 146,4 cm, comprende uno specchio L 50 cm, H 108 cm, art. SPIO5W. Il mobile è laccato Creta goffrato, composto da un porta lavabo con due ante art. IL5472, L 72 cm, P 54 cm, H 50 cm, da una base con doppio cassetto art. IB472 e da due fianchi art. IFA54. Il top è in Flumood Bianco art. BC154, con lavabo integrato art. NIDO72.

The composition L 146,4 cm includes a mirror L 50 cm, H 108 cm art. SPIO5W. The cabinet, lacquered embossed Creta, is made up of a double door sink unit art. IL5472, L 72 cm, D 54 cm, H 50 cm, a double drawer module art. IB472 and two side panels art. IFA54. White Flumood top art. BC154 with integrated sink art. NIDO72.



PIANA

H 25

IT _ **Versione sospesa.**

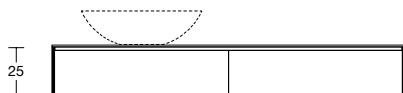
EN _ Suspended version.

DE _ Wandversion.

FR _ Version suspendue.

ES _ Versión suspendida.

RU _ Подвесная версия.



H 37,5

IT _ **Versione sospesa.**



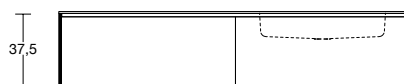
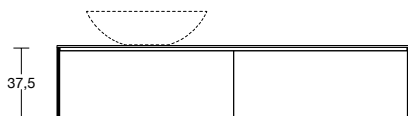
EN _ Suspended version.

DE _ Wandversion.

FR _ Version suspendue.

ES _ Versión suspendida.

RU _ Подвесная версия.



H 50

IT _ **Versione sospesa.**



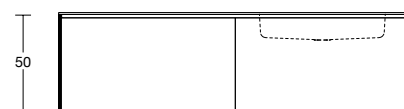
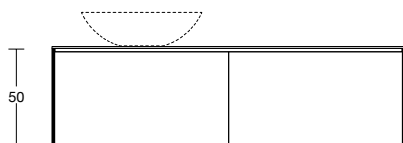
EN _ Suspended version.

DE _ Wandversion.

FR _ Version suspendue.

ES _ Versión suspendida.

RU _ Подвесная версия.



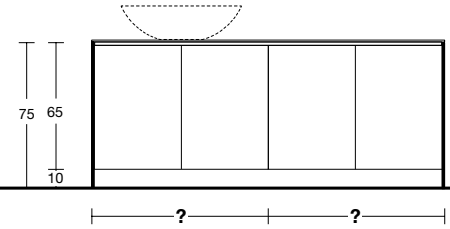
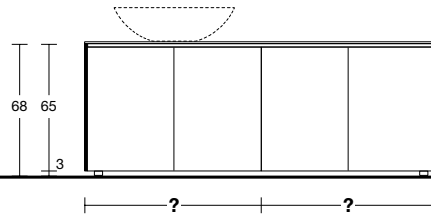
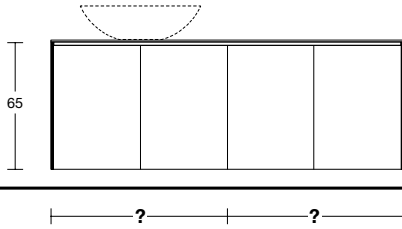
PIANA

H 65

IT _ **Versione sospesa.**
EN _ Suspended version.
DE _ Wandversion.
FR _ Version suspendue.
ES _ Versión suspendida.
RU _ Подвесная версия.

IT _ **Con piedini H 3 cm.**
EN _ With feet H.3 cm.
DE _ Mit Füßen H 3 cm.
FR _ Avec pieds H 3 cm.
ES _ Con patas H 3 cm.
RU _ С ножками высотой 3 см.

IT _ **Con zoccolo H 10 cm.**
EN _ With plinth H.10 cm.
DE _ Mit Sockel H 10 cm.
FR _ Avec socle H 10 cm.
ES _ Con zócalo H 10 cm.
RU _ С цоколем высотой 10 см.

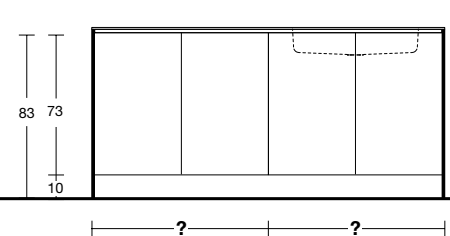
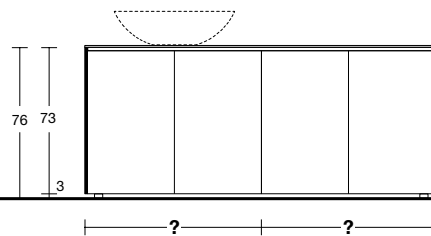
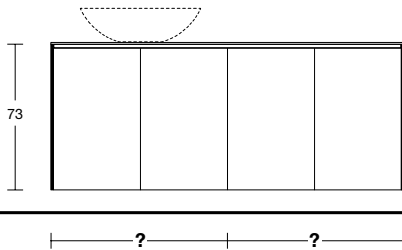


H 73

IT _ **Versione sospesa.**
EN _ Suspended version.
DE _ Wandversion.
FR _ Version suspendue.
ES _ Versión suspendida.
RU _ Подвесная версия.

IT _ **Con piedini H 3 cm.**
EN _ With feet H.3 cm.
DE _ Mit Füßen H 3 cm.
FR _ Avec pieds H 3 cm.
ES _ Con patas H 3 cm.
RU _ С ножками высотой 3 см.

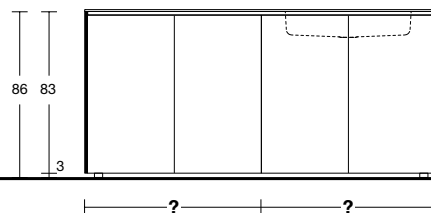
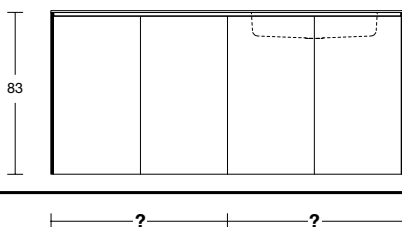
IT _ **Con zoccolo H 10 cm.**
EN _ With plinth H.10 cm.
DE _ Mit Sockel H 10 cm.
FR _ Avec socle H 10 cm.
ES _ Con zócalo H 10 cm.
RU _ С цоколем высотой 10 см.



H 83

IT _ **Versione sospesa.**
EN _ Suspended version.
DE _ Wandversion.
FR _ Version suspendue.
ES _ Versión suspendida.
RU _ Подвесная версия.

IT _ **Con piedini H 3 cm.**
EN _ With feet H.3 cm.
DE _ Mit Füßen H 3 cm.
FR _ Avec pieds H 3 cm.
ES _ Con patas H 3 cm.
RU _ С ножками высотой 3 см.





- IT _ Venatura orizzontale
- EN _ Horizontal grain
- DE _ Horizontale Maserung
- FR _ Veinage horizontal
- ES _ Veta horizontal
- RU _ Направление прожилок горизонтальное

PIANA

IT _ **Come da nostro campionario colori**
 EN _ As per our colour samples
 DE _ Gemäß unserer Farbmusterkarte
 FR _ Selon nos échantillons de couleurs
 ES _ Según nuestro muestrario de colores
 RU _ В соответствии с нашей раскладкой цветов



A



IT _ **Bianco lucido/Colorato gofrato**
 EN _ Glossy white/Embossed lacquered
 DE _ Weiß Hochglanz/farbig gaufriert lackiert
 FR _ Blanc brillant/Laqué gaufré
 ES _ Blanco brillo/Colores gofrados
 RU _ Белый блестящий/Цветной гофрато.

D




IT _ **Colorato lucido/Colorato seta**
 EN _ Glossy lacquered/Silk lacquered
 DE _ Glänzend farbig lackiert/Seide farbig lackiert
 FR _ Laqué brillant/ Laqué soie
 ES _ Colores brillantes/Colores seda
 RU _ Цветной блестящий/ Цветной seta

H 25 - 37,5 - 50

IT _ **Venatura orizzontale**
 EN _ Horizontal grain
 DE _ Horizontale Maserung
 FR _ Veinage horizontal
 ES _ Veta horizontal
 RU _ Направление прожилок горизонтальное

O



IT _ **Essenza legno**
 EN _ Wood essence
 DE _ Holzessenz
 FR _ Essence bois
 ES _ Esencia madera
 RU _ Шпон натурального дерева

Rovere: sbiancato naturale
castano moro
grigio matita
ardesia thermo
evaporato

Noce: canadese visone
canaletto

Olmo: moro

IT _ **Su una composizione di serie la venatura continua orizzontale è realizzata fino ad una lunghezza di 248 cm. Per lunghezze superiori e fino ad un massimo di 310 cm va applicata una maggiorazione del 30%.**

EN _ On a standard composition, horizontal continuous grain is available up to 248 cm L. For longer compositions up to a maximum of 310 cm apply a surcharge of 30%.

DE _ Bei einer Standardkomposition wird die horizontale Maserung bis zu einer Länge von 248 cm realisiert. Für größere Längen und bis zu einer maximalen Länge von 310 cm wird ein Aufschlag von 30% erhoben.

FR _ Sur une composition standard les veines horizontales continues sont réalisées jusqu'à une longueur de 248 cm. Pour des longueurs supérieures et jusqu'à un maximum de 310 cm, une majoration de 30% doit être appliquée.


ES _ En una composición de serie, las vetas horizontales continuas se pueden realizar hasta una medida máxima de 248 cm de longitud. Para medidas superiores y hasta la medida máxima de 310 cm de longitud se deberá aplicar un suplemento del 30%.

RU _ Горизонтальное направление прожилок на композиции данной коллекции производится до максимальной длины 248 см. Для большей длины (максимально до 310 см) применяется надбавка в размере 30%.

H 65 - 73 - 83

IT _ **Venatura verticale**
 EN _ Vertical grain
 DE _ Vertikale Maserung
 FR _ Veinage vertical
 ES _ Veta vertical
 RU _ Направление прожилок вертикальное

O



IT _ **Essenza legno**
 EN _ Wood essence
 DE _ Holzessenz
 FR _ Essence bois
 ES _ Esencia madera
 RU _ Шпон натурального дерева

Rovere: sbiancato naturale
castano moro
grigio matita
ardesia thermo
evaporato

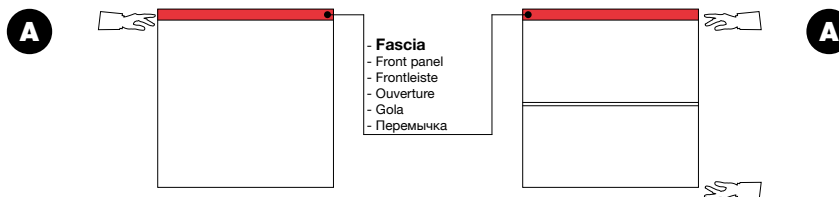
Noce: canadese visone
canaletto

Olmo: moro

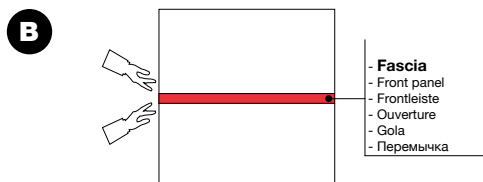
PIANA

SOLUZIONE "A" - SOLUTION "A" - OPTION "A" - SOLUTION "A" - SOLUCIÓN "A" - РЕШЕНИЕ "А"

- IT _ Elementi con fascia superiore.
- EN _ Elements with upper front panel.
- DE _ Module mit oberer Frontleiste.
- FR _ Élément avec ouverture supérieure.
- ES _ Módulos con gola superior.
- RU _ Элементы с верхней перемычкой.

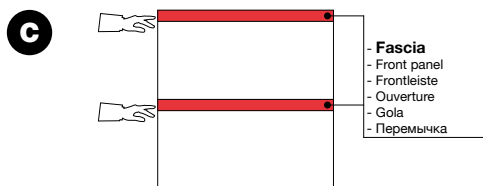


- IT _ Elementi con fascia centrale.
- EN _ Elements with middle front panel.
- DE _ Module mit mittlerer Frontleiste.
- FR _ Élément avec ouverture centrale.
- ES _ Módulos con gola central.
- RU _ Элементы с центральной перемычкой.

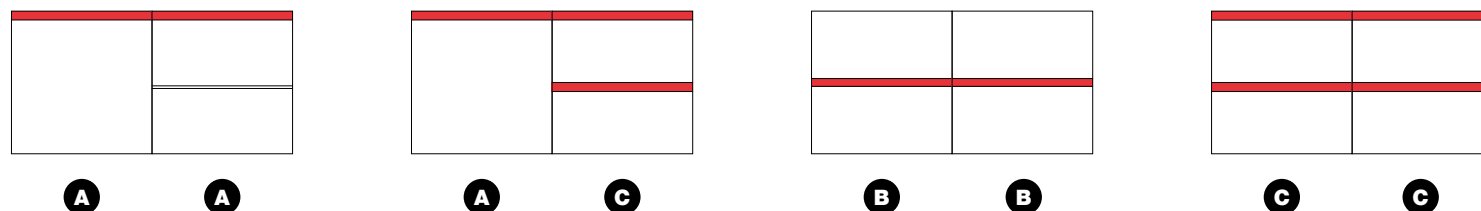


SOLUZIONE "C" - SOLUTION "C" - OPTION "C" - SOLUTION "C" - SOLUCIÓN "C" - РЕШЕНИЕ "С"

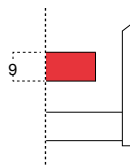
- IT _ Elementi con fascia superiore e centrale.
- EN _ Elements with upper and middle front panel.
- DE _ Module mit oberer und mittlerer Frontleiste.
- FR _ Élément avec ouverture supérieure et centrale.
- ES _ Módulos con gola superior y central.
- RU _ Элементы с верхней и с центральной перемычкой.



SCHEMA COMPATIBILITÀ - COMPATIBILITY DIAGRAM - KOMPATIBILITÄTSANLEITUNGEN - SCHÉMA COMPATIBILITÉ - ESQUEMA COMPATIBILIDAD
СХЕМА СОЧЕТАЕМОСТИ



PIANA

Art. **SLIM40** P 40/47Art. **SLIM54** P 54**66** IT _ Cassetto interno opzionale H 9 cm solo per mobili H 37,5 e H 50 cm.

EN _ Optional internal drawer H 9 cm only for cabinets H 37,5 and 50 cm.

DE _ Optional verwendbare innenliegende Schublade H 9 cm. Nur für Möbel H 37,5 cm und H 50 cm.

FR _ Tiroir interne en option H 9 cm uniquement pour meubles H 37,5 cm et H 50 cm.

ES _ Cajón interior opcional H 9 cm solo para muebles H 37,5 cm y H 50 cm.

RU _ Дополнительный внутренний ящик H 9 см только для мебели H 37,5 и 50 см.

SLIM**P 40/47****P 54****L****27****36****45****54****63****72****90****108****126**

ELETTRA design AL Studio

49 IT _ N° 2 prese di corrente opzionali per cassetti. Da non utilizzare nei porta lavabi.

EN _ N° 2 optional sockets for drawers, not to be installed in sink units.

DE _ Nr. 2 optional verwendbare Steckdosen für Schubladen. Kann nicht auf WT-Unterschrank verwendet werden.

FR _ N° 2 prises de courant en option pour tiroirs. Non compatible avec porte-lavabos.

ES _ N. 2 tomas de corriente opcionales para cajones. No utilizar en los soporte lavabos.

RU _ Розетки электрические 2 шт - опция для ящиков. Нельзя использовать в базах под раковину.



ART.

89

ELETTRA

02

ELETTRAUK

86

ELETTRACH

PICCO

IT _ Set di n°4 piedini in ABS con livellatore per elementi versione a terra.

EN _ Set of 4 regulating feet in ABS for freestanding elements.

DE _ Set mit 4 nivellierbaren Füßen in ABS für Bodenkombinationen.

FR _ Set de 4 pieds réglables en ABS pour éléments version à poser au sol.

ES _ Set de 4 patas en ABS regulables para módulos a suelo.

RU _ Комплект из 4 ножек из ABS-пластика с регулировкой по высоте, для напольных элементов.

**H****3/5****Ø****5****ART.****PICCO**

PIANA

Bianco lucido/Colorato goffrato
Glossy white/Embossed lacquered

Colorato lucido/Colorato seta
Glossy lacquered/Silk lacquered

Essenza legno
Wood essence

A

D

O

IT _ Ad ogni composizione devono essere sempre aggiunti n. 2 fianchi terminali.

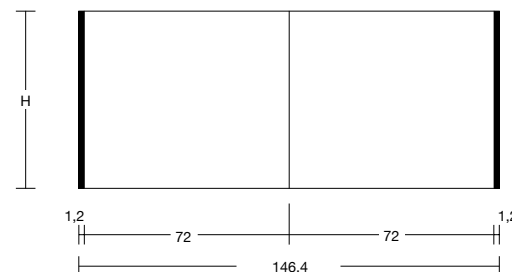
EN _ N.2 side panels must be added to each composition.

DE _ Jede Komposition soll stets mit Nr. 2 Seitenwangen vollendet werden.

FR _ À chaque composition il faut ajouter toujours n.2 flancs de finition.

ES _ A cada composición hay que añadirle siempre n. 2 costados laterales.

RU _ Для каждой композиции необходимо добавить боковые панели - 2 шт.



IT _ Fianco da aggiungere a dx o sx della composizione, formata da uno o più componenti.

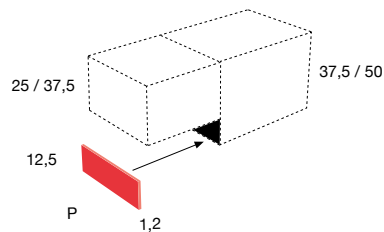
EN _ Side panel to add on the right or left of the final composition made of one or more elements.

DE _ Seitenwange rechts oder links zur Vervollständigung der Komposition, die aus 1 oder mehreren Elementen besteht.

FR _ Flanc de finition à ajouter à droit ou gauche de la composition finale, composée d'un ou plusieurs éléments.

ES _ Costado para poner a izq. o der. de la composición final, formada por uno o más módulos.

RU _ Боковая панель правая или левая для окончательного завершения композиции, состоящей из одного или больше элементов.



H	P	ART.
12,5	40	IFP40
	47	IFP47
	54	IFP54

H	P	ART.
25	40	IFB40
	47	IFB47
	54	IFB54

H	P	ART.
37,5	40	IFI40
	47	IFI47
	54	IFI54

H	P	ART.
50	40	IFA40
	47	IFA47
	54	IFA54

PIANA

Bianco lucido/Colorato goffrato
Glossy white/Embossed lacqueredColorato lucido/Colorato seta
Glossy lacquered/Silk lacqueredEssenza legno
Wood essence

A

D

O

IT _ Ad ogni composizione devono essere sempre aggiunti n. 2 fianchi terminali.

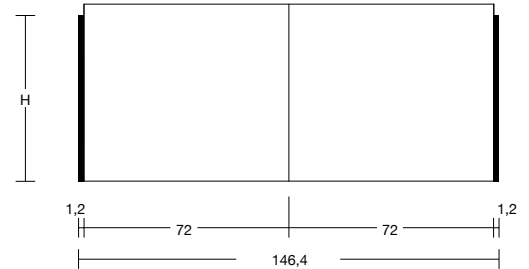
EN _ N.2 side panels must be added to each composition.

DE _ Jede Komposition soll stets mit Nr. 2 Seitenwangen vollendet werden.

FR _ À chaque composition il faut ajouter toujours n.2 flancs de finition.

ES _ A cada composición hay que añadirle siempre n. 2 costados laterales.

RU _ Для каждой композиции необходимо добавить боковые панели - 2 шт.



IT _ Fianco da aggiungere a dx e sx della composizione, formata da uno o più componenti, con top Art. PONTE40, Art. PONTE47, Art. PONTE54, Art. PONTE140, Art. PONTE147 e Art. PONTE154.

EN _ Side panel to add on the right and left of the final composition made of one or more elements with top Art. PONTE40, Art. PONTE47, Art. PONTE54, Art. PONTE140, Art. PONTE147 and Art. PONTE154.

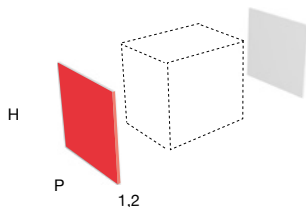
DE _ Seitenwange rechts und links zur Vervollständigung der Komposition, die aus 1 oder mehreren Elementen besteht, mit Top Art. PONTE40, Art. PONTE47, Art. PONTE54, Art. PONTE140, Art. PONTE147 und Art. PONTE154.

FR _ Flanc de finition à ajouter à droit ou gauche de la composition finale, composée d'un ou plusieurs éléments avec top Art. PONTE40, Art. PONTE47, Art. PONTE54, Art. PONTE140, Art. PONTE147 e Art. PONTE154.

ES _ Costado para poner a izq. y der. de la composición final, formada por uno o más módulos, con encimera Art. PONTE40, Art. PONTE47, Art. PONTE54, Art. PONTE140, Art. PONTE147 y Art. PONTE154.

RU _ Боковая панель необходимо добавить справа или слева к композиции, состоящей из одного или нескольких элементов, со столешницей Арт. PONTE40, Арт. PONTE47 и Арт. PONTE54., Арт. PONTE140, Арт. PONTE147 и Арт. PONTE154.

Per mobili - For cabinets - Für Möbel - Pour meubles - Para muebles - для мебели



H	H	P	ART.
35	37,5	40	IFRI40
		47	IFRI47
		54	IFRI54
47,5	50	40	IFRA40
		47	IFRA47
		54	IFRA54

PIANA

Bianco lucido/Colorato goffrato
Glossy white/Embossed lacqueredColorato lucido/Colorato seta
Glossy lacquered/Silk lacqueredEssenza legno
Wood essence

A

D

O

IT _ Vano a giorno con 1 ripiano, da aggiungere a dx o sx della composizione finale, formata da uno o più componenti.

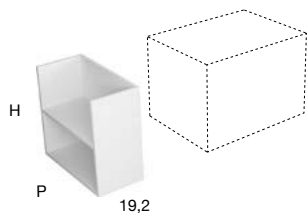
EN _ Open side panel with 1 shelf to add on the right or left of the final composition made up of one or more elements.

DE _ Offene Seitenwange mit 1 Einlegeboden, rechts oder links, zur Vervollständigung der Komposition, die aus 1 oder mehreren Elementen besteht.

FR _ Flanc de finition ouvert avec étagère à ajouter à droite ou gauche de la composition finale, composée d'un ou plusieurs éléments.

ES _ Costado abierto con 1 estante, para poner a izq. o der. de la composición final, formada por uno o más módulos.

RU _ Открытая боковая панель с 1 полкой, правая или левая, для окончательного завершения композиции, состоящей из одного или больше элементов.



H	P	ART.
37,5	40	IFG140
	47	IFG147
	54	IFG154
50	40	IFG240
	47	IFG247
	54	IFG254



PIANA

Bianco lucido/Colorato goffrato
Glossy white/Embossed lacquered

Colorato lucido/Colorato seta
Glossy lacquered/Silk lacquered

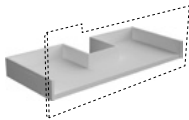
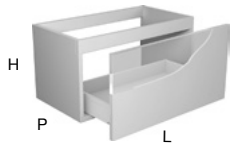
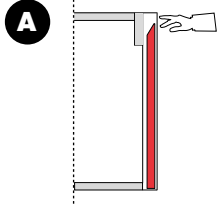
Essenza legno
Wood essence

A

D

O

- 71** IT _ Porta lavabo con 1 cassetto Art. SLIM ed il fondo sagomati internamente per sifone.
 EN _ Sink unit with 1 drawer Art. SLIM and bottom shaped internally for siphon.
 DE _ WT-Unterschrank mit 1 Schublade Art. SLIM und Möbelboden mit Siphonausschnitt.
 FR _ Porte-lavabo avec 1 tiroir Art. SLIM et fond du meuble avec découpe pour siphon.
 ES _ Soporte lavabo con 1 cajón Art. SLIM y fondo cajeados para sifón.
 RU _ Тумба под раковину с 1 ящиком арт. SLIM и дном с внутренним вырезом под сифон.



H	P	L	ART.	SLIM H
25	40	54	ILB1354	9
		63	ILB1363	9
		72	ILB1372	9
		90	ILB1390	9
		108	ILB13108	9
		126	ILB13126	9
47	54	54	ILBM1454	9
		63	ILBM1463	9
		72	ILBM1472	9
		90	ILBM1490	9
		108	ILBM14108	9
		126	ILBM14126	9
54	54	54	ILB1454	9
		63	ILB1463	9
		72	ILB1472	9
		90	ILB1490	9
		108	ILB14108	9
		126	ILB14126	9
37,5	40	54	ILI1354	9
		63	ILI1363	9
		72	ILI1372	9
		90	ILI1390	9
		108	ILI13108	9
		126	ILI13126	9
47	54	54	ILIM1454	9
		63	ILIM1463	9
		72	ILIM1472	9
		90	ILIM1490	9
		108	ILIM14108	9
		126	ILIM14126	9
54	54	54	ILI1454	9
		63	ILI1463	9
		72	ILI1472	9
		90	ILI1490	9
		108	ILI14108	9
		126	ILI14126	9

PIANA

Bianco lucido/Colorato goffrato
Glossy white/Embossed lacquered

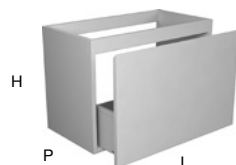
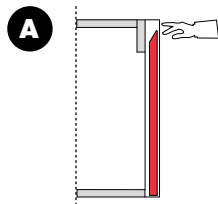
Colorato lucido/Colorato seta
Glossy lacquered/Silk lacquered

Essenza legno
Wood essence

A

D

O



- 04** IT _ Porta lavabo con 1 cassetto Art. SLIM.
66 EN _ Large drawer sink unit Art. SLIM.
71 DE _ WT-Unterschrank mit 1 Schublade Art. SLIM.
 FR _ Porte-lavabo avec 1 grand tiroir Art. SLIM.
 ES _ Soporte lavabo con 1 cajón Art. SLIM.
 RU _ Тумба под раковину с большим ящиком арт. SLIM.

H	P	L	ART.	SLIM H
37,5	40	54	ILI154	18
		63	ILI163	18
		72	ILI172	18
		90	ILI190	18
		108	ILI1108	18
		126	ILI1126	18
47	40	54	ILIM254	18
		63	ILIM263	18
		72	ILIM272	18
		90	ILIM290	18
		108	ILIM2108	18
		126	ILIM2126	18
54	40	54	ILI254	18
		63	ILI263	18
		72	ILI272	18
		90	ILI290	18
		108	ILI2108	18
		126	ILI2126	18
50	40	54	IL154	18
		63	IL163	18
		72	IL172	18
		90	IL190	18
		108	IL1108	18
		126	IL1126	18
47	40	54	ILM254	18
		63	ILM263	18
		72	ILM272	18
		90	ILM290	18
		108	ILM2108	18
		126	ILM2126	18
54	40	54	IL254	18
		63	IL263	18
		72	IL272	18
		90	IL290	18
		108	IL2108	18
		126	IL2126	18

PIANA

Bianco lucido/Colorato goffrato
Glossy white/Embossed lacquered

Colorato lucido/Colorato seta
Glossy lacquered/Silk lacquered

Essenza legno
Wood essence

A

D

O

71 IT _ Porta lavabo dx o sx con 1 anta.

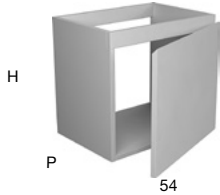
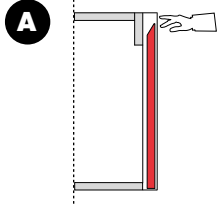
EN _ Right or left single door sink unit.

DE _ WT-Unterschrank mit 1 Tür rechts oder links angeschlagen.

FR _ Porte-lavabo 1 porte droite ou gauche.

ES _ Soporte lavabo con 1 puerta derecha o izquierda.

RU _ Тумба под раковину прав. или лев. с дверцей.



H	P	L	ART.
37,5	40	54	ILI5154

47	54	ILIM5254
----	----	----------

54	54	ILI5254
----	----	---------

H	P	L	ART.
50	40	54	IL5154

47	54	ILM5254
----	----	---------

54	54	IL5254
----	----	--------

71 IT _ Porta lavabo con 2 ante.

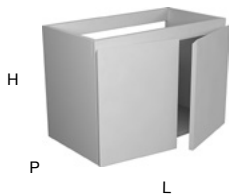
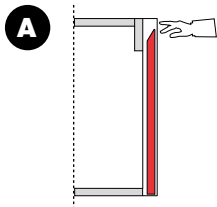
EN _ Double door sink unit.

DE _ WT-Unterschrank mit 2 Türen.

FR _ Porte-lavabo 2 portes.

ES _ Soporte lavabo con 2 puertas.

RU _ Тумба под раковину с 2 дверцами.



H	P	L	ART.
37,5	40	72	ILI5372

90	ILI5390
----	---------

108	ILI53108
-----	----------

47	72	ILIM5472
----	----	----------

90	ILIM5490
----	----------

108	ILIM54108
-----	-----------

54	72	ILI5472
----	----	---------

90	ILI5490
----	---------

108	ILI54108
-----	----------

H	P	L	ART.
50	40	72	IL5372

90	IL5390
----	--------

108	IL53108
-----	---------

47	72	ILM5472
----	----	---------

90	ILM5490
----	---------

108	ILM54108
-----	----------

54	72	IL5472
----	----	--------

90	IL5490
----	--------

108	IL54108
-----	---------

PIANA

Bianco lucido/Colorato goffrato
Glossy white/Embossed lacquered

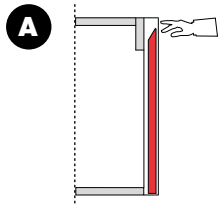
Colorato lucido/Colorato seta
Glossy lacquered/Silk lacquered

Essenza legno
Wood essence

A


D

O



- 71** IT _ Base con 1 cassetto Art. SLIM.
 EN _ Single drawer cabinet Art. SLIM.
 DE _ Unterschrank mit 1 Schublade Art. SLIM.
 FR _ Meuble bas 1 tiroir Art. SLIM.
 ES _ Módulo con 1 cajón Art. SLIM.
 RU _ База с 1 ящиком арт. SLIM.

25



H	P	L	ART.	SLIM H
25	40	27	IBB127	9
		36	IBB136	9
		45	IBB145	9
		54	IBB154	9
		63	IBB163	9
		72	IBB172	9
		90	IBB190	9
		108	IBB1108	9
		126	IBB1126	9
47	27	27	IBBM227	9
		36	IBBM236	9
		45	IBBM245	9
		54	IBBM254	9
		63	IBBM263	9
		72	IBBM272	9
		90	IBBM290	9
		108	IBBM2108	9
		126	IBBM2126	9
54	27	27	IBB227	9
		36	IBB236	9
		45	IBB245	9
		54	IBB254	9
		63	IBB263	9
		72	IBB272	9
		90	IBB290	9
		108	IBB2108	9
		126	IBB2126	9

PIANA

Bianco lucido/Colorato goffrato
Glossy white/Embossed lacquered

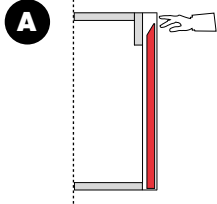
Colorato lucido/Colorato seta
Glossy lacquered/Silk lacquered

Essenza legno
Wood essence

A

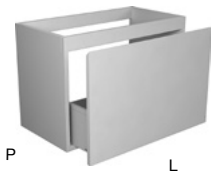
D

O



- 04** IT _ Base con 1 cassetto Art. SLIM.
71 EN _ Single drawer cabinet Art. SLIM.
 DE _ Unterschrank mit 1 Schublade Art. SLIM.
 FR _ Meuble bas 1 tiroir Art. SLIM.
 ES _ Módulo con 1 cajón Art. SLIM.
 RU _ База с 1 ящиком арт. SLIM.

37,5



H	P	L	ART.	SLIM H
37,5	40	27	IBI127	18
		36	IBI136	18
		45	IBI145	18
		54	IBI154	18
		63	IBI163	18
		72	IBI172	18
		90	IBI190	18
		108	IBI1108	18
		126	IBI1126	18
47		27	IBIM227	18
		36	IBIM236	18
		45	IBIM245	18
		54	IBIM254	18
		63	IBIM263	18
		72	IBIM272	18
		90	IBIM290	18
		108	IBIM2108	18
		126	IBIM2126	18
54		27	IBI227	18
		36	IBI236	18
		45	IBI245	18
		54	IBI254	18
		63	IBI263	18
		72	IBI272	18
		90	IBI290	18
		108	IBI2108	18
		126	IBI2126	18

PIANA

Bianco lucido/Colorato goffrato
Glossy white/Embossed lacquered

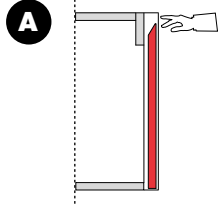
Colorato lucido/Colorato seta
Glossy lacquered/Silk lacquered

Essenza legno
Wood essence

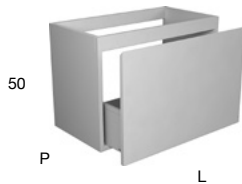
A

D

O



- 71** IT _ Base con 1 cassetto Art. SLIM.
 EN _ Single drawer cabinet Art. SLIM.
 DE _ Unterschrank mit 1 Schublade Art. SLIM.
 FR _ Meuble bas 1 tiroir Art. SLIM.
 ES _ Módulo con 1 cajón Art. SLIM.
 RU _ База с 1 ящиком арт. SLIM.



H	P	L	ART.	SLIM H
50	40	27	IB127	18
		36	IB136	18
		45	IB145	18
		54	IB154	18
		63	IB163	18
		72	IB172	18
		90	IB190	18
		108	IB1108	18
		126	IB1126	18
47	27	27	IBM227	18
		36	IBM236	18
		45	IBM245	18
		54	IBM254	18
		63	IBM263	18
		72	IBM272	18
		90	IBM290	18
		108	IBM2108	18
		126	IBM2126	18
54	27	27	IB227	18
		36	IB236	18
		45	IB245	18
		54	IB254	18
		63	IB263	18
		72	IB272	18
		90	IB290	18
		108	IB2108	18
		126	IB2126	18

PIANA

Bianco lucido/Colorato goffrato
Glossy white/Embossed lacquered

Colorato lucido/Colorato seta
Glossy lacquered/Silk lacquered

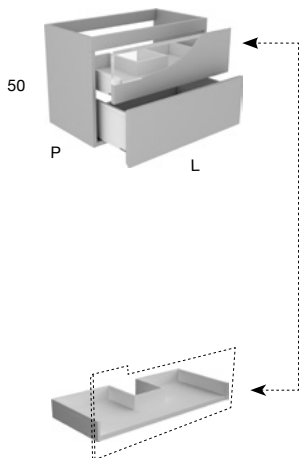
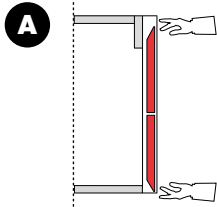
Essenza legno
Wood essence

A

D

O

- 71** IT _ Porta lavabo con 2 cassetti Art. SLIM di cui 1 sagomato internamente per sifone.
 EN _ Double drawer Art. SLIM sink unit one of which internally shaped for siphon.
 DE _ WT-Unterschrank mit 2 Schubladen Art. SLIM, davon 1 mit Siphonausschnitt.
 FR _ Porte-lavabo avec 2 tiroirs Art. SLIM dont 1 avec découpe pour siphon.
 ES _ Soporte lavabo con 2 cajones Art. SLIM, el de arriba cajeadado para sifón.
 RU _ Тумба под раковину с 2 ящиками арт. SLIM (1 ящик фигурный с вырезом под сифон).



H	P	L	ART.	SLIM H
50	40	54	IL354	9 - 18
		63	IL363	9 - 18
		72	IL372	9 - 18
		90	IL390	9 - 18
		108	IL3108	9 - 18
		126	IL3126	9 - 18
47	40	54	ILM454	9 - 18
		63	ILM463	9 - 18
		72	ILM472	9 - 18
		90	ILM490	9 - 18
		108	ILM4108	9 - 18
		126	ILM4126	9 - 18
54	40	54	IL454	9 - 18
		63	IL463	9 - 18
		72	IL472	9 - 18
		90	IL490	9 - 18
		108	IL4108	9 - 18
		126	IL4126	9 - 18

PIANA

Bianco lucido/Colorato goffrato
Glossy white/Embossed lacquered

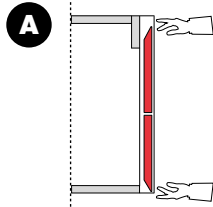
Colorato lucido/Colorato seta
Glossy lacquered/Silk lacquered

Essenza legno
Wood essence

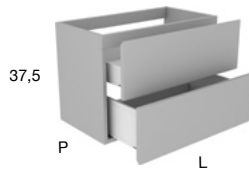
A

D

O



- 71** IT _ Base con 2 cassetti Art. SLIM.
 EN _ Double drawer cabinet Art. SLIM.
 DE _ Unterschrank mit 2 Schubladen Art. SLIM.
 FR _ Meuble bas 2 tiroirs Art. SLIM.
 ES _ Módulo con 2 cajones Art. SLIM.
 RU _ База с 2 ящиками арт. SLIM.



H	P	L	ART.	SLIM H
37,5	40	27	IBI327	9 - 18
		36	IBI336	9 - 18
		45	IBI345	9 - 18
		54	IBI354	9 - 18
		63	IBI363	9 - 18
		72	IBI372	9 - 18
		90	IBI390	9 - 18
		108	IBI3108	9 - 18
		126	IBI3126	9 - 18
47	40	27	IBIM427	9 - 18
		36	IBIM436	9 - 18
		45	IBIM445	9 - 18
		54	IBIM454	9 - 18
		63	IBIM463	9 - 18
		72	IBIM472	9 - 18
		90	IBIM490	9 - 18
		108	IBIM4108	9 - 18
		126	IBIM4126	9 - 18
54	40	27	IBI427	9 - 18
		36	IBI436	9 - 18
		45	IBI445	9 - 18
		54	IBI454	9 - 18
		63	IBI463	9 - 18
		72	IBI472	9 - 18
		90	IBI490	9 - 18
		108	IBI4108	9 - 18
		126	IBI4126	9 - 18

PIANA

Bianco lucido/Colorato goffrato
Glossy white/Embossed lacquered

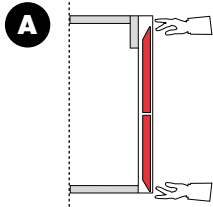
Colorato lucido/Colorato seta
Glossy lacquered/Silk lacquered

Essenza legno
Wood essence

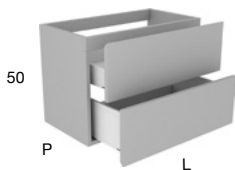
A

D

O



- 71** IT _ Base con 2 cassetti Art. SLIM.
 EN _ Double drawer cabinet Art. SLIM.
 DE _ Unterschrank mit 2 Schubladen Art. SLIM.
 FR _ Meuble bas 2 tiroirs Art. SLIM.
 ES _ Módulo con 2 cajones Art. SLIM.
 RU _ База с 2 ящиками арт. SLIM.



H	P	L	ART.	SLIM H
50	40	27	IB327	9 - 18
		36	IB336	9 - 18
		45	IB345	9 - 18
		54	IB354	9 - 18
		63	IB363	9 - 18
		72	IB372	9 - 18
		90	IB390	9 - 18
		108	IB3108	9 - 18
		126	IB3126	9 - 18
47		27	IBM427	9 - 18
		36	IBM436	9 - 18
		45	IBM445	9 - 18
		54	IBM454	9 - 18
		63	IBM463	9 - 18
		72	IBM472	9 - 18
		90	IBM490	9 - 18
		108	IBM4108	9 - 18
		126	IBM4126	9 - 18
54		27	IB427	9 - 18
		36	IB436	9 - 18
		45	IB445	9 - 18
		54	IB454	9 - 18
		63	IB463	9 - 18
		72	IB472	9 - 18
		90	IB490	9 - 18
		108	IB4108	9 - 18
		126	IB4126	9 - 18

PIANA

Bianco lucido/Colorato goffrato
Glossy white/Embossed lacquered

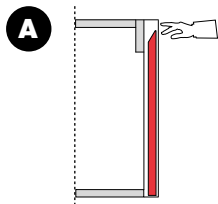
Colorato lucido/Colorato seta
Glossy lacquered/Silk lacquered

Essenza legno
Wood essence

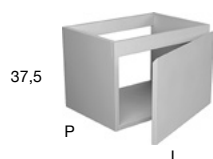
A

D

O

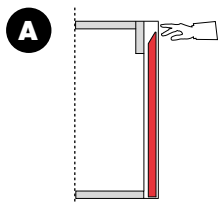


- 71** IT _ Base dx o sx con 1 anta.
 EN _ Right or left single door cabinet.
 DE _ Unterschrank mit 1 Tür rechts oder links angeschlagen.
 FR _ Meuble bas 1 porte droite ou gauche.
 ES _ Módulo con 1 puerta derecha o izquierda.
 RU _ База лев. или прав. с дверцей.

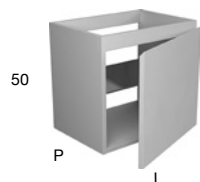


37,5

H	P	L	ART.
37,5	40	36	IBI5136
		45	IBI5145
		54	IBI5154
47	36	36	IBIM5236
		45	IBIM5245
		54	IBIM5254
54	36	36	IBI5236
		45	IBI5245
		54	IBI5254



- 71** IT _ Base dx o sx con 1 anta e 1 ripiano interno.
 EN _ Right or left single door cabinet with 1 inner shelf.
 DE _ Unterschrank mit 1 Tür rechts oder links angeschlagen und 1 Einlegeboden.
 FR _ Meuble bas 1 porte droite ou gauche et 1 étagère interne.
 ES _ Módulo con 1 puerta derecha o izquierda y estante interior.
 RU _ База лев. или прав. с дверцей и внутренней полкой.



50

H	P	L	ART.
50	40	36	IB5136
		45	IB5145
		54	IB5154
47	36	36	IBM5236
		45	IBM5245
		54	IBM5254
54	36	36	IB5236
		45	IB5245
		54	IB5254

PIANA

Bianco lucido/Colorato goffrato
Glossy white/Embossed lacquered

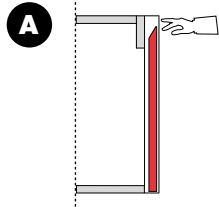
Colorato lucido/Colorato seta
Glossy lacquered/Silk lacquered

Essenza legno
Wood essence

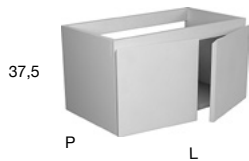
A

D

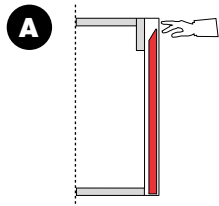
O



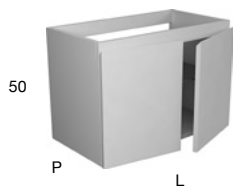
- 71** IT _ Base con 2 ante.
EN _ Double door cabinet.
DE _ Unterschrank mit 2 Türen.
FR _ Meuble bas avec 2 portes.
ES _ Módulo con 2 puertas.
RU _ База с 2 дверцами.



H	P	L	ART.
37,5	40	72	IBI5372
		90	IBI5390
		108	IBI53108
47	72	72	IBIM5472
		90	IBIM5490
		108	IBIM54108
54	72	72	IBI5472
		90	IBI5490
		108	IBI54108



- 71** IT _ Base con 2 ante e 1 ripiano interno.
EN _ Double door cabinet with 1 internal shelf.
DE _ Unterschrank mit 2 Türen und 1 Einlegeboden.
FR _ Meuble bas avec 2 portes et 1 étagère interne.
ES _ Módulo con 2 puertas y 1 estante interior.
RU _ База с 2 дверцами и внутренней полкой.



H	P	L	ART.
50	40	72	IB5372
		90	IB5390
		108	IB53108
47	72	72	IBM5472
		90	IBM5490
		108	IBM54108
54	72	72	IB5472
		90	IB5490
		108	IB54108

PIANA

Bianco lucido/Colorato goffrato
Glossy white/Embossed lacquered

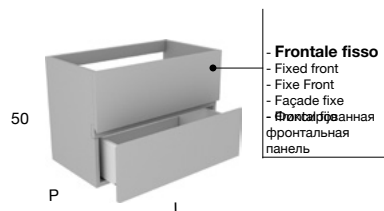
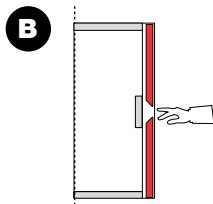
Colorato lucido/Colorato seta
Glossy lacquered/Silk lacquered

Essenza legno
Wood essence

A

D

O



- Frontale fisso
- Fixed front
- Fixe Front
- Façade fixe
- Фронтальная
панель

71 IT _ Porta lavabo con fascia centrale, 1 frontale fisso ed 1 cassetto Art. SLIM.

84 EN _ Sink unit with middle front panel, fixed front and 1 drawer Art. SLIM.

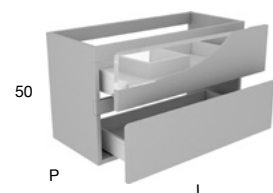
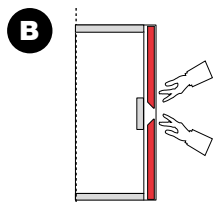
DE _ Waschtischunterschrank mit mittlerer Frontleiste, 1 fixer Front und 1 Schublade Art. SLIM.

FR _ Porte-lavabo 1 façade fixe et 1 tiroir Art. SLIM avec ouverture central.

ES _ Soporte lavabo con gola central, un frontal fijo y un cajón Art. SLIM.

RU _ Тумба под раковину с центральной перемычкой, лицевой фиксированной панелью и 1 ящиком арт. SLIM.

H	P	L	ART.	SLIM H
50	40	54	IL754	9
		63	IL763	9
		72	IL772	9
		90	IL790	9
		108	IL7108	9
		126	IL7126	9
		54	ILM854	9
		63	ILM863	9
		72	ILM872	9
		90	ILM890	9
		108	ILM8108	9
		126	ILM8126	9
		54	IL854	9
		63	IL863	9
		72	IL872	9
		90	IL890	9
		108	IL8108	9
		126	IL8126	9



71 IT _ Porta lavabo con fascia centrale, 2 cassetti Art. SLIM di cui 1 sagomato internamente per sifone. Solo per lavabi sopraiano.

84 EN _ Sink unit with middle front panel, 2 drawers Art. SLIM of which 1 internally shaped for siphon. Only for top mount sinks.

DE _ Waschtischunterschrank mit mittlerer Frontleiste und 2 Schubladen Art. SLIM, davon 1 mit Siphonausschnitt. Nur für Aufsatzbecken.

FR _ Porte-lavabo 2 tiroirs Art. Slim dont un avec découpe pour siphon, ouverture centrale. Uniquement pour lavabo à poser.

ES _ Soporte lavabo con gola central y 2 cajones Art. SLIM, uno de ellos cajeadado para sifón. Solo para lavabos de sobremesa.

RU _ Тумба под раковину с центральной перемычкой, 2 ящика Арт. SLIM, из которых 1 ящик фигурный под сифон. Только для накладных раковин.

H	P	L	ART.	SLIM H
50	40	54	IL954	9
		63	IL963	9
		72	IL972	9
		90	IL990	9
		108	IL9108	9
		126	IL9126	9
		54	ILM1054	9
		63	ILM1063	9
		72	ILM1072	9
		90	ILM1090	9
		108	ILM10108	9
		126	ILM10126	9
		54	IL1054	9
		63	IL1063	9
		72	IL1072	9
		90	IL1090	9
		108	IL10108	9
		126	IL10126	9

PIANA

Bianco lucido/Colorato goffrato
Glossy white/Embossed lacquered


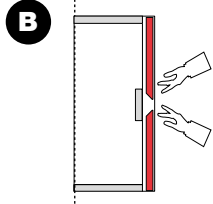
Colorato lucido/Colorato seta
Glossy lacquered/Silk lacquered

Essenza legno
Wood essence

A

D

O



71 IT _ Base con fascia centrale e 2 cassetti Art. SLIM.

84 EN _ Cabinet with middle front panel and 2 drawers Art. SLIM.

DE _ Unterschrank mit mittlerer Frontleiste und 2 Schubladen Art. SLIM.

FR _ Meuble bas 2 tiroirs Art. SLIM avec ouverture central.

ES _ Módulo con gola central y 2 cajones Art. SLIM.

RU _ База с центральной перемычкой и 2 ящиками арт. SLIM.

H	P	L	ART.	SLIM H
50	40	27	IB527	9
		36	IB536	9
		45	IB545	9
		54	IB554	9
		63	IB563	9
		72	IB572	9
		90	IB590	9
		108	IB5108	9
		126	IB5126	9
47		27	IBM627	9
		36	IBM636	9
		45	IBM645	9
		54	IBM654	9
		63	IBM663	9
		72	IBM672	9
		90	IBM690	9
		108	IBM6108	9
		126	IBM6126	9
54		27	IB627	9
		36	IB636	9
		45	IB645	9
		54	IB654	9
		63	IB663	9
		72	IB672	9
		90	IB690	9
		108	IB6108	9
		126	IB6126	9

PIANA

Bianco lucido/Colorato goffrato
Glossy white/Embossed lacquered

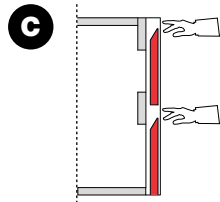
Colorato lucido/Colorato seta
Glossy lacquered/Silk lacquered

Essenza legno
Wood essence

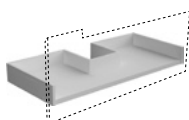
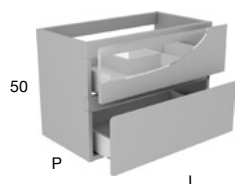
A

D

O



- 71** IT _ Porta lavabo con fascia centrale, superiore e 2 cassetti Art. SLIM di cui 1 sagomato internamente per sifone.
 EN _ Double drawer sink unit Art. SLIM, one of which internally shaped for siphon, middle and upper front panel.
 DE _ WT-Unterschrank mit 2 Schubladen Art. SLIM, davon 1 mit Siphonausschnitt, mittlerer und oberer Frontleiste.
 FR _ Porte-lavabo avec 2 tiroirs Art. SLIM dont 1 avec découpe pour siphon, ouverture frontale et supérieure.
 ES _ Soporte lavabo con 2 cajones Art. SLIM, el de arriba cajeado para sifón, gola central y superior.
 RU _ Тумба под раковину с центральной и верхней перемычкой и с 2 ящиками арт. SLIM (1 ящик фигурный с вырезом под сифон).



H	P	L	ART.	SLIM H
50	40	54	IL1754	9
		63	IL1763	9
		72	IL1772	9
		90	IL1790	9
		108	IL17108	9
		126	IL17126	9
47	54	54	ILM1854	9
		63	ILM1863	9
		72	ILM1872	9
		90	ILM1890	9
		108	ILM18108	9
		126	ILM18126	9
54	54	54	IL1854	9
		63	IL1863	9
		72	IL1872	9
		90	IL1890	9
		108	IL18108	9
		126	IL18126	9

PIANA

Bianco lucido/Colorato goffrato
Glossy white/Embossed lacquered

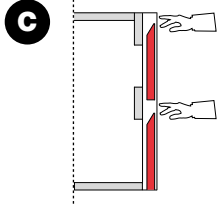
Colorato lucido/Colorato seta
Glossy lacquered/Silk lacquered

Essenza legno
Wood essence

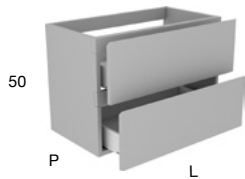
A

D

O



- 71** IT _ Base con fascia centrale, superiore e 2 cassetti Art. SLIM.
 EN _ Cabinet with middle and upper front panel and 2 drawers Art. SLIM.
 DE _ Unterschrank mit mittlerer und oberer Frontleiste und 2 Schubladen Art. SLIM.
 FR _ Meuble bas 2 tiroirs Art. SLIM avec ouverture centrale et supérieure.
 ES _ Módulo bajo con gola central y superior y 2 cajones Art. SLIM.
 RU _ База с центральной и верхней перемычкой и с 2 ящиками арт. SLIM.



H	P	L	ART.	SLIM H
50	40	27	IB727	9
		36	IB736	9
		45	IB745	9
		54	IB754	9
		63	IB763	9
		72	IB772	9
		90	IB790	9
		108	IB7108	9
		126	IB7126	9
47		27	IBM827	9
		36	IBM836	9
		45	IBM845	9
		54	IBM854	9
		63	IBM863	9
		72	IBM872	9
		90	IBM890	9
		108	IBM8108	9
		126	IBM8126	9
54		27	IB827	9
		36	IB836	9
		45	IB845	9
		54	IB854	9
		63	IB863	9
		72	IB872	9
		90	IB890	9
		108	IB8108	9
		126	IB8126	9

PIANA

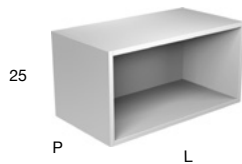
Bianco lucido/Colorato goffrato
Glossy white/Embossed lacqueredColorato lucido/Colorato seta
Glossy lacquered/Silk lacqueredEssenza legno
Wood essence

A

D

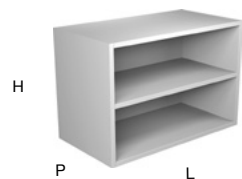
O

IT _ Base con 1 vano a giorno.
 EN _ Open cabinet with 1 compartment.
 DE _ Unterschrank mit 1 offenen Fach.
 FR _ Meuble bas ouvert avec 1 espace.
 ES _ Módulo bajo con 1 compartimento abierto.
 RU _ База с 1 открытым отделением.



H	P	L	ART.
25	40	36	IGB136
		45	IGB145
		54	IGB154
		72	IGB172
47	36	36	IGBM236
		45	IGBM245
		54	IGBM254
		72	IGBM272
54	36	36	IGB236
		45	IGB245
		54	IGB254
		72	IGB272

IT _ Base con 2 vani a giorno.
 EN _ Open cabinet with 2 compartments.
 DE _ Unterschrank mit 2 offenen Fächern.
 FR _ Meuble bas ouvert avec 2 espaces.
 ES _ Módulo bajo con 2 compartimentos abiertos.
 RU _ База с 2 открытыми отделениями.



H	P	L	ART.
37,5	40	36	IGI336
		45	IGI345
		54	IGI354
		72	IGI372
47	36	36	IGIM436
		45	IGIM445
		54	IGIM454
		72	IGIM472
54	36	36	IGI436
		45	IGI445
		54	IGI454
		72	IGI472
50	40	36	IG336
		45	IG345
		54	IG354
		72	IG372
47	36	36	IGM436
		45	IGM445
		54	IGM454
		72	IGM472
54	36	36	IG436
		45	IG445
		54	IG454
		72	IG472



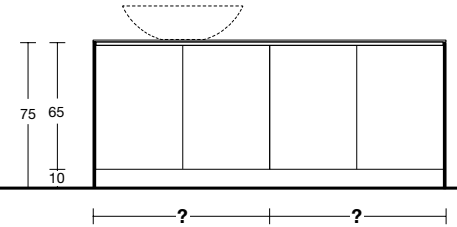
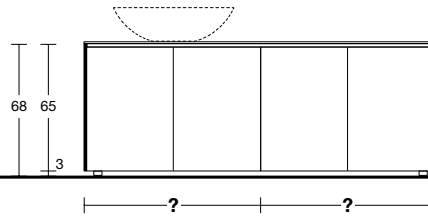
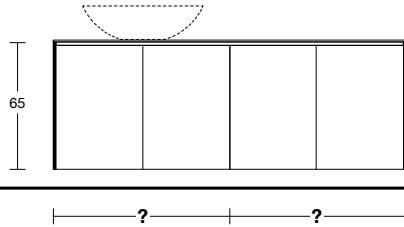
PIANA

H 65

IT _ **Versione sospesa.**
EN _ Suspended version.
DE _ Wandversion.
FR _ Version suspendue.
ES _ Versión suspendida.
RU _ Подвесная версия.

IT _ **Con piedini H 3 cm.**
EN _ With feet H.3 cm.
DE _ Mit Füßen H 3 cm.
FR _ Avec pieds H 3 cm.
ES _ Con patas H 3 cm.
RU _ С ножками высотой 3 см.

IT _ **Con zoccolo H 10 cm.**
EN _ With plinth H.10 cm.
DE _ Mit Sockel H 10 cm.
FR _ Avec socle H 10 cm.
ES _ Con zócalo H 10 cm.
RU _ С цоколем высотой 10 см.

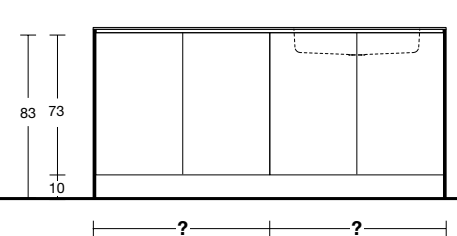
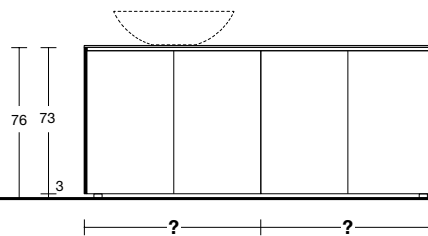
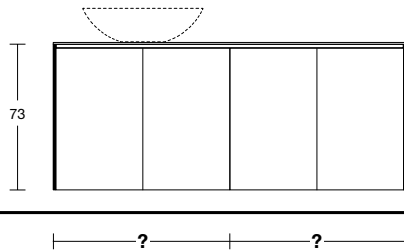


H 73

IT _ **Versione sospesa.**
EN _ Suspended version.
DE _ Wandversion.
FR _ Version suspendue.
ES _ Versión suspendida.
RU _ Подвесная версия.

IT _ **Con piedini H 3 cm.**
EN _ With feet H.3 cm.
DE _ Mit Füßen H 3 cm.
FR _ Avec pieds H 3 cm.
ES _ Con patas H 3 cm.
RU _ С ножками высотой 3 см.

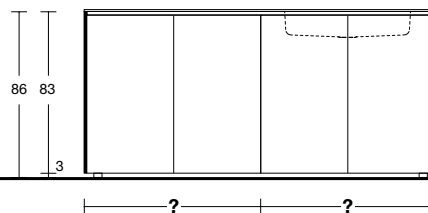
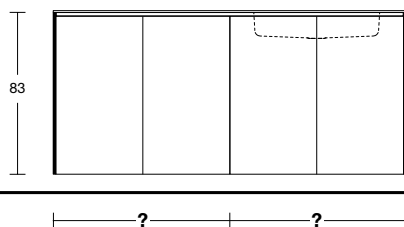
IT _ **Con zoccolo H 10 cm.**
EN _ With plinth H.10 cm.
DE _ Mit Sockel H 10 cm.
FR _ Avec socle H 10 cm.
ES _ Con zócalo H 10 cm.
RU _ С цоколем высотой 10 см.



H 83

IT _ **Versione sospesa.**
EN _ Suspended version.
DE _ Wandversion.
FR _ Version suspendue.
ES _ Versión suspendida.
RU _ Подвесная версия.

IT _ **Con piedini H 3 cm.**
EN _ With feet H.3 cm.
DE _ Mit Füßen H 3 cm.
FR _ Avec pieds H 3 cm.
ES _ Con patas H 3 cm.
RU _ С ножками высотой 3 см.



Piana H 73 + 3 = H 76 cm P 47 cm




PIANA

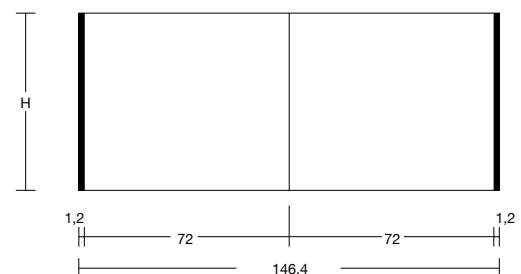
Bianco lucido/Colorato goffrato
Glossy white/Embossed lacquered

Colorato lucido/Colorato seta
Glossy lacquered/Silk lacquered

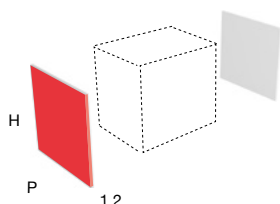
Essenza legno
Wood essence



- IT _ Ad ogni composizione devono essere sempre aggiunti n. 2 fianchi terminali.
- EN _ N.2 side panels must be added to each composition.
- DE _ Jede Komposition soll stets mit Nr. 2 Seitenwangen vollendet werden.
- FR _ À chaque composition il faut ajouter toujours n.2 flancs de finition.
- ES _ A cada composición hay que añadirle siempre n. 2 costados laterales.
- RU _ Для каждой композиции необходимо добавить боковые панели - 2 шт.



- IT _ Fianco da aggiungere a dx e sx della composizione, formata da uno o più componenti.
- EN _ Side panel to add on to the right and left of each composition made up of one or more components.
- DE _ Seitenwange rechts und links zur Vervollständigung der Komposition, die aus 1 oder mehreren Elementen besteht.
- FR _ Flanc de finition à ajouter à droite ou gauche de la composition finale, composée d'un ou plusieurs éléments.
- ES _ Costado para poner a izq. y der. de la composición final, formada por uno o más módulos.
- RU _ Боковая панель правая или левая для окончательного завершения композиции, состоящей из одного или больше элементов.



H	P	ART.
65	40	IFS40
	47	IFS47
	54	IFS54
73	40	IFT40
	47	IFT47
	54	IFT54
75	40	IFTI40
	47	IFTI47
	54	IFTI54
83	40	IFO40
	47	IFO47
	54	IFO54

PIANA

Bianco lucido/Colorato goffrato
Glossy white/Embossed lacqueredColorato lucido/Colorato seta
Glossy lacquered/Silk lacqueredEssenza legno
Wood essence

A

D

O

IT _ Ad ogni composizione devono essere sempre aggiunti n. 2 fianchi terminali.

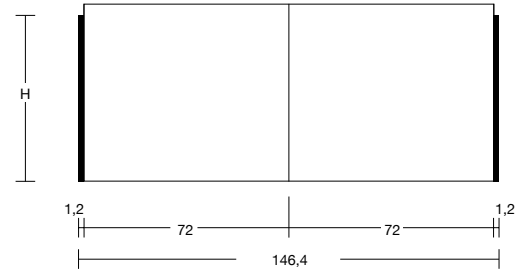
EN _ N.2 side panels must be added to each composition.

DE _ Jede Komposition soll stets mit Nr. 2 Seitenwangen vollendet werden.

FR _ À chaque composition il faut ajouter toujours n.2 flancs de finition.

ES _ A cada composición hay que añadirle siempre n. 2 costados laterales.

RU _ Для каждой композиции необходимо добавить боковые панели - 2 шт.



IT _ Fianco da aggiungere a dx e sx della composizione, formata da uno o più componenti, con top
Art. PONTE40, Art. PONTE47, Art. PONTE54, Art. PONTE140, Art. PONTE147 e Art. PONTE154.

EN _ Side panel to add on the right and left of the final composition made of one or more elements with top
Art. PONTE40, Art. PONTE47, Art. PONTE54, Art. PONTE140, Art. PONTE147 and Art. PONTE154.

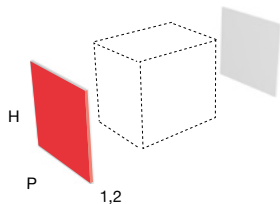
DE _ Seitenwange rechts und links zur Vervollständigung der Komposition, die aus 1 oder mehreren Elementen besteht,
mit Top Art. PONTE40, Art. PONTE47, Art. PONTE54, Art. PONTE140, Art. PONTE147 und Art. PONTE154.

FR _ Flanc de finition à ajouter à droite ou gauche de la composition finale, composée d'un ou plusieurs éléments
avec top Art. PONTE40, Art. PONTE47, Art. PONTE54, Art. PONTE140, Art. PONTE147 e Art. PONTE154.

ES _ Costado para poner a izq. y der. de la composición final, formada por uno o más módulos, con encimera
Art. PONTE40, Art. PONTE47, Art. PONTE54, Art. PONTE140, Art. PONTE147 y Art. PONTE154.

RU _ Боковая панель необходимо добавить справа или слева к композиции, состоящей из одного или нескольких
элементов, со столешницей к Арт. PONTE40, Арт. PONTE47, Арт. PONTE54, Арт. PONTE140, Арт. PONTE147
и Арт. PONTE154.

Per mobili - For cabinets
- Für Möbel - Pour meubles -
Para muebles - для мебели



H	H	P	ART.
62,5	65	40	IFRS40
		47	IFRS47
		54	IFRS54
70,5	73	40	IFRT40
		47	IFRT47
		54	IFRT54
72,5	75	40	IFRT140
		47	IFRT147
		54	IFRT154
80,5	83	40	IFRO40
		47	IFRO47
		54	IFRO54

PICCO H 3 cm

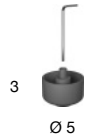


ZOCCOLO H 10 cm



PIANA	Bianco lucido/Colorato goffrato Glossy white/Embossed lacquered	Colorato lucido/Colorato seta Glossy lacquered/Silk lacquered	Essenza legno Wood essence
	A	D	O

PICCO	IT _ Set di n°4 piedini con livellatore, per ogni elemento. Non necessita di zoccolo.
	EN _ Set of 4 regulating feet for each element. Does not need a plinth.
	DE _ Set mit 4 nivellierbaren Füßen für jedes Modul. Es benötigt keinen Sockel.
	FR _ Set de 4 pieds niveleurs réglables, pour chaque élément. Il ne nécessite pas de plinthe.
	ES _ Set de 4 patas regulables para cada módulo. No necesita zócalo.
	RU _ Комплект из 4 ножек с регулировкой по высоте, для каждого элемента. Цоколь не требуется.



H	Ø	ART.
3	5	PICCO

PIEDINO	IT _ Set di n°4 piedini regolabili, per ogni elemento.
	EN _ Set of 4 regulating feet for each element.
	DE _ Set mit 4 nivellierbaren Füßen für jedes Modul.
	FR _ Set de 4 pieds réglables, pour chaque élément.
	ES _ Set de 4 patas regulables para cada módulo.
	RU _ Комплект из 4 ножек с регулировкой по высоте, для каждого элемента.




H	ART.
10	PIEDINO

UTILIZZARE SEMPRE CON ART. ZOCCOLO - USE ALWAYS WITH ART. ZOCCOLO - IMMER MIT ART. ZOCCOLO VERWENDEN - À UTILISER TOUJOURS AVEC L'ART. ZOCCOLO - UTILIZAR SIEMPRE CON ART. ZOCCOLO - ОБЯЗАТЕЛЬНО ЗАКАЗЫВАТЬ С АРТ. ZOCCOLO.

Art. ZOCCOLO

IT _ Zoccolo in alluminio.
EN _ Aluminum plinth.
DE _ Sockel aus Aluminium.
FR _ Plinthe en aluminium.
ES _ Zócalo en aluminio.
RU _ Цоколь из алюминия.



L
27/108
108,1/216
216,1/272

UTILIZZARE SEMPRE CON ART. PIEDINO - USE ALWAYS WITH ART. PIEDINO - IMMER MIT ART. PIEDINO VERWENDEN - À UTILISER TOUJOURS AVEC L'ART. PIEDINO - UTILIZAR SIEMPRE CON ART. PIEDINO - ОБЯЗАТЕЛЬНО ЗАКАЗЫВАТЬ С АРТ. PIEDINO.



PIANA

Art. **SLIM40** P 40/47Art. **SLIM54** P 54**66** IT _ Cassetto interno opzionale H 9 cm solo per mobili con cassetti H 37,5 e H 50 cm.

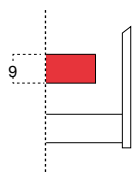
EN _ Optional internal drawer H 9 cm only for cabinets with drawers H 37,5 and 50 cm.

DE _ Optional verwendbare innenliegende Schublade H 9 cm. Nur für Möbel mit Schubladen H 37,5 cm und H 50 cm.

FR _ Tiroir interne en option H 9 cm uniquement pour meubles avec tiroirs H 37,5 cm et H 50 cm.

ES _ Cajón interior opcional H 9 cm sólo para muebles con cajones H 37,5 y H 50 cm.

RU _ Дополнительный внутренний ящик H 9 см только для мебели с ящиками H 37,5 см и 50 см.

**SLIM****P 40/47****P 54**

L

36

45

54

72

90

108

ELETTRA design AL Studio

49 IT _ N° 2 prese di corrente opzionali per cassetti. Da non utilizzare nei porta lavabi.

EN _ N° 2 optional sockets for drawers, not to be installed in sink units.

DE _ Nr. 2 optional verwendbare Steckdosen für Schubladen. Kann nicht auf WT-Unterschrank verwendet werden.

FR _ N° 2 prises de courant en option pour tiroirs. Non compatible avec porte-lavabos.

ES _ N. 2 tomas de corriente opcionales para cajones. No utilizar en los soporte lavabos.

RU _ Розетки электрические 2 шт - опция для ящиков. Нельзя использовать в базах под раковину.



ART.

89

ELETTRA

02

ELETTRAUK

86

ELETTRACH

PIANA

Bianco lucido/Colorato goffrato
Glossy white/Embossed lacquered

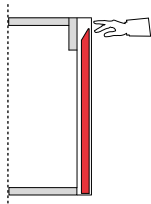
Colorato lucido/Colorato seta
Glossy lacquered/Silk lacquered

Essenza legno
Wood essence

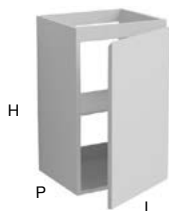
A

D

O



- 71** IT _ Porta lavabo dx o sx con 1 anta e 1 ripiano interno.
- EN _ Right or left single door sink unit with 1 internal shelf.
- DE _ WT-Unterschrank mit 1 Tür rechts oder links angeschlagen und 1 Einlegeboden.
- FR _ Porte-lavabo 1 porte droite ou gauche et 1 étagère interne.
- ES _ Soporte lavabo con 1 puerta derecha o izquierda y 1 estante interior.
- RU _ Тумба под раковину прав.или лев.с 1 дверцей и внутренней полкой.



H	P	L	ART.
65	40	36	ILS5136
		45	ILS5145
47	36	36	ILSM5236
		45	ILSM5245
54	36	36	ILS5236
		45	ILS5245
62 73	40	36	ILT5136
		45	ILT5145
		47	ILTM5236
		45	ILTM5245
54	36	36	ILT5236
		45	ILT5245
62 83	40	36	ILO5136
		45	ILO5145
		47	ILOM5236
		45	ILOM5245
54	36	36	ILO5236
		45	ILO5245

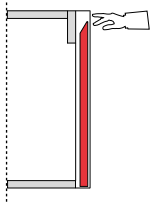
PIANA

Bianco lucido/Colorato goffrato
Glossy white/Embossed lacqueredColorato lucido/Colorato seta
Glossy lacquered/Silk lacqueredEssenza legno
Wood essence

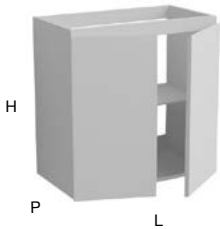
A

D

O



- 71** IT _ Porta lavabo con 2 ante e 1 ripiano interno.
 EN _ Double door sink unit with 1 internal shelf.
 DE _ WT-Unterschrank mit 2 Türen und 1 Einlegeboden.
 FR _ Porte-lavabo avec 2 portes et 1 étagère interne.
 ES _ Soporte lavabo con 2 puertas y 1 estante interior.
 RU _ Тумба под раковину с 2 дверцами и внутренней полкой.



H	P	L	ART.
65	40	72	ILS5372
		90	ILS5390

47	72	ILSM5472
	90	ILSM5490

54	72	ILS5472
	90	ILS5490

H	P	L	ART.
62 73	40	72	ILT5372
		90	ILT5390

47	72	ILTM5472
	90	ILTM5490

54	72	ILT5472
	90	ILT5490

H	P	L	ART.
62 83	40	72	ILO5372
		90	ILO5390

47	72	ILOM5472
	90	ILOM5490

54	72	ILO5472
	90	ILO5490

PIANA

Bianco lucido/Colorato goffrato
Glossy white/Embossed lacquered

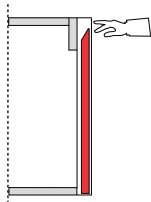
Colorato lucido/Colorato seta
Glossy lacquered/Silk lacquered

Essenza legno
Wood essence

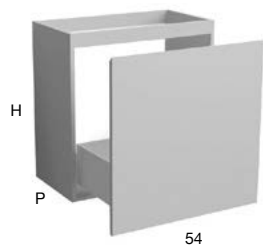
A

D

O



- 66** IT _ Porta lavabo con 1 cassetto Art. SLIM.
- 71** EN _ Large drawer sink unit Art. SLIM.
- DE _ WT-Unterschrank mit 1 Schublade Art. SLIM.
- FR _ Porte-lavabo avec 1 grand tiroir Art. SLIM.
- ES _ Soporte lavabo con 1 cajón Art. SLIM.
- RU _ Тумба под раковину с большим ящиком арт. SLIM.



54

H	P	L	ART.	SLIM H	
65	40	54	ILS154	18	
	47	54	ILSM254	18	
	54	54	ILS254	18	
62	73	40	54	ILT154	18
	47	54	ILTM254	18	
	54	54	ILT254	18	
62	83	40	54	ILO154	18
	47	54	ILOM254	18	
	54	54	ILO254	18	

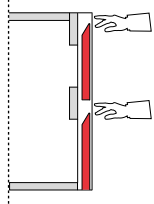
PIANA

Bianco lucido/Colorato goffrato
Glossy white/Embossed lacqueredColorato lucido/Colorato seta
Glossy lacquered/Silk lacqueredEssenza legno
Wood essence

A

D

O

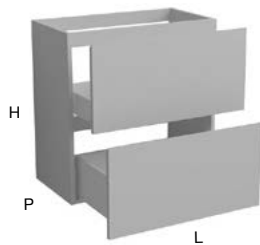


- 71** IT _ Porta lavabo con fascia centrale, superiore e 2 cassetti Art. SLIM di cui 1 sagomato internamente per sifone.
 EN _ Double drawer sink unit Art. SLIM, one of which internally shaped for siphon, middle and upper front panel.
 DE _ WT-Unterschrank mit 2 Schubladen Art. SLIM, davon 1 mit Siphonausschnitt, mittlerer und oberer Frontleiste.
 FR _ Porte-lavabo avec 2 tiroirs Art. SLIM dont 1 avec découpe pour siphon, ouverture frontale et supérieure.
 ES _ Soporte lavabo con 2 cajones Art. SLIM, el de arriba cajeadado para sifón, gola central y superior.
 RU _ Тумба под раковину с центральной и верхней перемычкой и с 2 ящиками арт. SLIM (1 ящик фигурный с вырезом под сифон).

H	P	L	ART.	SLIM H
65	40	54	ILS1754	9-18
		72	ILS1772	9-18
		90	ILS1790	9-18
		108	ILS17108	9-18

47	54	54	ILSM1854	9-18
		72	ILSM1872	9-18
		90	ILSM1890	9-18
		108	ILSM18108	9-18

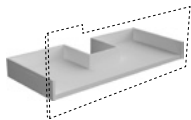
54	54	54	ILS1854	9-18
		72	ILS1872	9-18
		90	ILS1890	9-18
		108	ILS18108	9-18



H	P	L	ART.	SLIM H
62 73	40	54	ILT1754	9-18
		72	ILT1772	9-18
		90	ILT1790	9-18
		108	ILT17108	9-18

47	54	54	ILTM1854	9-18
		72	ILTM1872	9-18
		90	ILTM1890	9-18
		108	ILTM18108	9-18

54	54	54	ILT1854	9-18
		72	ILT1872	9-18
		90	ILT1890	9-18
		108	ILT18108	9-18



H	P	L	ART.	SLIM H
62 83	40	54	ILO1754	9-18
		72	ILO1772	9-18
		90	ILO1790	9-18
		108	ILO17108	9-18

47	54	54	ILOM1854	9-18
		72	ILOM1872	9-18
		90	ILOM1890	9-18
		108	ILOM18108	9-18

54	54	54	ILO1854	9-18
		72	ILO1872	9-18
		90	ILO1890	9-18
		108	ILO18108	9-18

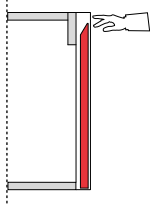
PIANA

Bianco lucido/Colorato goffrato
Glossy white/Embossed lacqueredColorato lucido/Colorato seta
Glossy lacquered/Silk lacqueredEssenza legno
Wood essence

A

D

O

**71** IT _ Base dx o sx con 1 anta e 1 ripiano interno.


EN _ Right or left single door cabinet with 1 inner shelf.

DE _ Unterschrank mit 1 Tür rechts oder links angeschlagen und 1 Einlegeboden.

FR _ Meuble bas 1 porte droite ou gauche et 1 étagère interne.

ES _ Módulo con 1 puerta derecha o izquierda y estante interior.

RU _ База лев. или прав. с дверцей и внутренней полкой.



H	P	L	ART.
65	40	27	IBS5127
		36	IBS5136
		45	IBS5145
47	27	27	IBSM5227
		36	IBSM5236
		45	IBSM5245
54	27	27	IBS5227
		36	IBS5236
		45	IBS5245
73	40	27	IBT5127
		36	IBT5136
		45	IBT5145
47	27	27	IBTM5227
		36	IBTM5236
		45	IBTM5245
54	27	27	IBT5227
		36	IBT5236
		45	IBT5245
83	40	27	IBO5127
		36	IBO5136
		45	IBO5145
47	27	27	IBOM5227
		36	IBOM5236
		45	IBOM5245
54	27	27	IBO5227
		36	IBO5236
		45	IBO5245

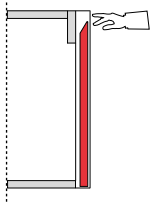
PIANA

Bianco lucido/Colorato goffrato
Glossy white/Embossed lacqueredColorato lucido/Colorato seta
Glossy lacquered/Silk lacqueredEssenza legno
Wood essence


A

D

O



- 71** IT _ Base con 2 ante e 1 ripiano interno.
 EN _ Double door cabinet with 1 internal shelf.
 DE _ Unterschrank mit 2 Türen und 1 Einlegeboden.
 FR _ Meuble bas avec 2 portes et 1 étagère interne.
 ES _ Módulo con 2 puertas y 1 estante interior.
 RU _ База с 2 дверцами и внутренней полкой.



H	P	L	ART.
65	40	72	IBS5372
		90	IBS5390

47	72	IBSM5472
	90	IBSM5490

54	72	IBS5472
	90	IBS5490

H	P	L	ART.
73	40	72	IBT5372
		90	IBT5390

47	72	IBTM5472
	90	IBTM5490

54	72	IBT5472
	90	IBT5490

H	P	L	ART.
83	40	72	IBO5372
		90	IBO5390

47	72	IBOM5472
	90	IBOM5490

54	72	IBO5472
	90	IBO5490

PIANA

Bianco lucido/Colorato goffrato
Glossy white/Embossed lacquered

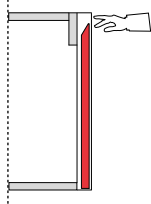
Colorato lucido/Colorato seta
Glossy lacquered/Silk lacquered

Essenza legno
Wood essence

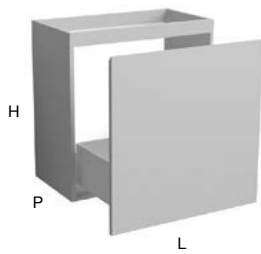
A

D

O



- 71** IT _ Base con 1 cassetto Art. SLIM.
- EN _ Single drawer cabinet Art. SLIM.
- DE _ Unterschrank mit 1 Schublade Art. SLIM.
- FR _ Meuble bas 1 tiroir Art. SLIM.
- ES _ Módulo con 1 cajón Art. SLIM.
- RU _ База с 1 ящиком арт. SLIM.



H	P	L	ART.	SLIM H
65	40	36	IBS136	18
		45	IBS145	18
47	36	36	IBSM236	18
		45	IBSM245	18
54	36	36	IBS236	18
		45	IBS245	18
H	P	L	ART.	SLIM H
73	40	36	IBT136	18
		45	IBT145	18
47	36	36	IBTM236	18
		45	IBTM245	18
54	36	36	IBT236	18
		45	IBT245	18
H	P	L	ART.	SLIM H
83	40	36	IBO136	18
		45	IBO145	18
47	36	36	IBOM236	18
		45	IBOM245	18
54	36	36	IBO236	18
		45	IBO245	18



PIANA

Bianco lucido/Colorato goffrato
Glossy white/Embossed lacquered

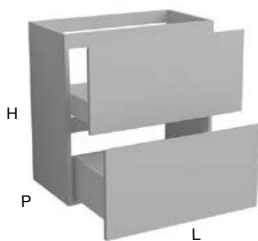
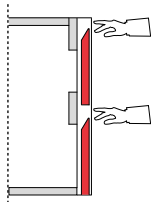
Colorato lucido/Colorato seta
Glossy lacquered/Silk lacquered

Essenza legno
Wood essence

A

D

O



- 71** IT _ Base con fascia centrale, superiore e 2 cassetti Art. SLIM.
- EN _ Cabinet with middle and upper front panel and 2 drawers Art. SLIM.
- DE _ Unterschrank mit mittlerer und oberer Frontleiste und 2 Schubladen Art. SLIM.
- FR _ Meuble bas 2 tiroirs Art. SLIM avec ouverture centrale et supérieure.
- ES _ Módulo bajo con gola central y superior y 2 cajones Art. SLIM.
- RU _ База с центральной и верхней перемычкой и с 2 ящиками арт. SLIM.

H	P	L	ART.	SLIM H
65	40	27	IBS727	18
		36	IBS736	18
		45	IBS745	18
		54	IBS754	18
		72	IBS772	18
		90	IBS790	18
		108	IBS7108	18
47	27	27	IBSM827	18
		36	IBSM836	18
		45	IBSM845	18
		54	IBSM854	18
		72	IBSM872	18
		90	IBSM890	18
54	27	27	IBS827	18
		36	IBS836	18
		45	IBS845	18
		54	IBS854	18
		72	IBS872	18
		90	IBS890	18
73	40	27	IBT727	18
		36	IBT736	18
		45	IBT745	18
		54	IBT754	18
		72	IBT772	18
		90	IBT790	18
47	27	27	IBTM827	18
		36	IBTM836	18
		45	IBTM845	18
		54	IBTM854	18
		72	IBTM872	18
		90	IBTM890	18
54	27	27	IBT827	18
		36	IBT836	18
		45	IBT845	18
		54	IBT854	18
		72	IBT872	18
		90	IBT890	18
108	27	27	IBT827	18
		36	IBT836	18
		45	IBT845	18
		54	IBT854	18
		72	IBT872	18
		90	IBT890	18
108	40	27	IBT727	18
		36	IBT736	18
		45	IBT745	18
		54	IBT754	18
		72	IBT772	18
		90	IBT790	18

PIANA

Bianco lucido/Colorato goffrato
Glossy white/Embossed lacqueredColorato lucido/Colorato seta
Glossy lacquered/Silk lacqueredEssenza legno
Wood essence

A

D

O

71 IT _ Base con fascia centrale, superiore e 2 cassetti Art. SLIM.

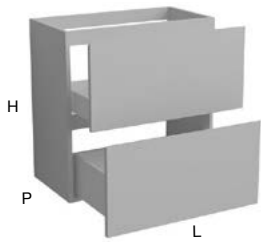
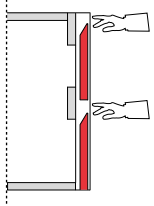
EN _ Cabinet with middle and upper front panel and 2 drawers Art. SLIM.

DE _ Unterschrank mit mittlerer und oberer Frontleiste und 2 Schubladen Art. SLIM.

FR _ Meuble bas 2 tiroirs Art. SLIM avec ouverture centrale et supérieure.

ES _ Módulo bajo con gola central y superior y 2 cajones Art. SLIM.

RU _ База с центральной и верхней перемычкой и с 2 ящиками арт. SLIM.



H	P	L	ART.	SLIM H
83	40	27	IBO727	18
		36	IBO736	18
		45	IBO745	18
		54	IBO754	18
		72	IBO772	18
		90	IBO790	18
		108	IBO7108	18
47		27	IBOM827	18
		36	IBOM836	18
		45	IBOM845	18
		54	IBOM854	18
		72	IBOM872	18
		90	IBOM890	18
		108	IBOM8108	18
54		27	IBO827	18
		36	IBO836	18
		45	IBO845	18
		54	IBO854	18
		72	IBO872	18
		90	IBO890	18
		108	IBO8108	18



PIANA

Bianco lucido/Colorato goffrato
Glossy white/Embossed lacquered

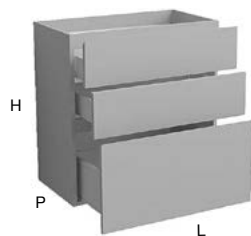
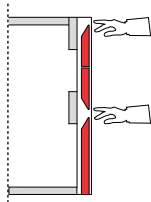
Colorato lucido/Colorato seta
Glossy lacquered/Silk lacquered

Essenza legno
Wood essence

A

D

O



- 71** IT _ Base con fascia centrale, superiore e 3 cassetti Art. SLIM.
- EN _ Cabinet with middle and upper front panel and 3 drawers Art. SLIM.
- DE _ Unterschrank mit mittlerer und oberer Frontleiste und 3 Schubladen Art. SLIM.
- FR _ Meuble bas 3 tiroirs Art. SLIM avec ouverture centrale et supérieure.
- ES _ Módulo bajo con gola central y superior y 3 cajones Art. SLIM.
- RU _ База с центральной и верхней перемычкой и с 3 ящиками арт. SLIM.

H	P	L	ART.	SLIM H
65	40	27	IBS1927	9-18
		36	IBS1936	9-18
		45	IBS1945	9-18
		54	IBS1954	9-18
		72	IBS1972	9-18
		90	IBS1990	9-18
		108	IBS19108	9-18
47	27	36	IBSM2027	9-18
		45	IBSM2036	9-18
		54	IBSM2045	9-18
		72	IBSM2054	9-18
		90	IBSM2072	9-18
		108	IBSM2090	9-18
		108	IBSM20108	9-18
54	27	36	IBS2027	9-18
		45	IBS2036	9-18
		54	IBS2045	9-18
		72	IBS2054	9-18
		90	IBS2072	9-18
		108	IBS2090	9-18
		108	IBS20108	9-18
73	40	27	IBT1927	9-18
		36	IBT1936	9-18
		45	IBT1945	9-18
		54	IBT1954	9-18
		72	IBT1972	9-18
		90	IBT1990	9-18
		108	IBT19108	9-18
47	27	36	IBTM2027	9-18
		45	IBTM2036	9-18
		54	IBTM2045	9-18
		72	IBTM2054	9-18
		90	IBTM2072	9-18
		108	IBTM2090	9-18
		108	IBTM20108	9-18
54	27	36	IBT2027	9-18
		45	IBT2036	9-18
		54	IBT2045	9-18
		72	IBT2054	9-18
		90	IBT2072	9-18
		108	IBT2090	9-18
		108	IBT20108	9-18

PIANA

Bianco lucido/Colorato goffrato
Glossy white/Embossed lacqueredColorato lucido/Colorato seta
Glossy lacquered/Silk lacqueredEssenza legno
Wood essence

A

D

O

71 IT _ Base con fascia centrale, superiore e 3 cassetti Art. SLIM.

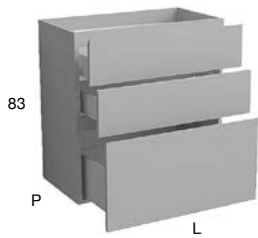
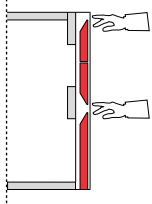
EN _ Cabinet with middle and upper front panel and 3 drawers Art. SLIM.

DE _ Unterschrank mit mittlerer und oberer Frontleiste und 3 Schubladen Art. SLIM.

FR _ Meuble bas 3 tiroirs Art. SLIM avec ouverture centrale et supérieure.

ES _ Módulo bajo con gola central y superior y 3 cajones Art. SLIM.

RU _ База с центральной и верхней перемычкой и с 3 ящиками арт. SLIM.



H	P	L	ART.	SLIM H
83	40	27	IBO1927	9-18
		36	IBO1936	9-18
		45	IBO1945	9-18
		54	IBO1954	9-18
		72	IBO1972	9-18
		90	IBO1990	9-18
		108	IBO19108	9-18
47	27	27	IBOM2027	9-18
		36	IBOM2036	9-18
		45	IBOM2045	9-18
		54	IBOM2054	9-18
		72	IBOM2072	9-18
		90	IBOM2090	9-18
		108	IBOM20108	9-18
54	27	27	IBO2027	9-18
		36	IBO2036	9-18
		45	IBO2045	9-18
		54	IBO2054	9-18
		72	IBO2072	9-18
		90	IBO2090	9-18
		108	IBO20108	9-18




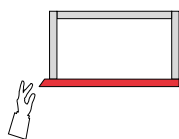
PIANA

Bianco lucido/Colorato goffrato
Glossy white/Embossed lacqueredColorato lucido/Colorato seta
Glossy lacquered/Silk lacqueredEssenza legno
Wood essence

A

D

O

**05** IT _ Colonna dx o sx con 1 anta e 2 ripiani interni.

EN _ Right or left single door high cabinet with 2 internal shelves.

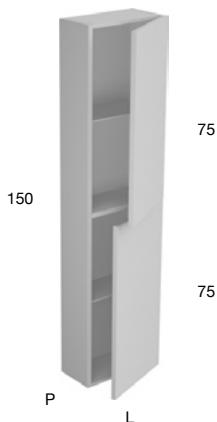

DE _ Hochschrank mit 1 Tür rechts oder links angeschlagen und 2 Einlegeböden.

FR _ Colonne droite ou gauche 1 porte et 2 étagères internes.

ES _ Columna derecha o izquierda con puerta y 2 estantes interiores.

RU _ Пенал лев. или прав. с дверцей и 2 полками.

H	P	L	ART.
100	32	27	IC2627
		36	IC2636
		45	IC2645
		54	IC2654

**05** IT _ Colonna dx o sx con 2 ante e 3 ripiani interni.

EN _ Right or left double door high cabinet with 3 internal shelves.



DE _ Hochschrank mit 2 Türen rechts oder links angeschlagen und 3 Einlegeböden.

FR _ Colonne droite ou gauche 2 portes et 3 étagères internes.

ES _ Columna derecha o izquierda con 2 puertas y 3 estantes interiores.

RU _ Пенал лев. или прав. с дверцами и 3 полками.

H	P	L	ART.
150	20	36	IC2336
		45	IC2345
	32	36	IC2436
		45	IC2445

**05** IT _ Colonna dx o sx con 2 ante e 5 ripiani interni.

EN _ Right or left double door high cabinet with 5 internal shelves.

DE _ Hochschrank mit 2 Türen rechts oder links angeschlagen und 5 Einlegeböden.

FR _ Colonne droite ou gauche 2 portes et 5 étagères internes.

ES _ Columna derecha o izquierda con 2 puertas y 5 estantes interiores.

RU _ Пенал лев. или прав. с дверцами и 5 полками.

H	P	L	ART.
175	20	36	IC2136
		45	IC2145
	32	36	IC2236
		45	IC2245

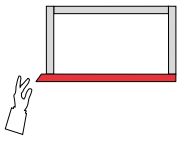
PIANA

Bianco lucido/Colorato goffrato
Glossy white/Embossed lacqueredColorato lucido/Colorato seta
Glossy lacquered/Silk lacqueredEssenza legno
Wood essence

A

D

O

**05** IT _ Pensile dx o sx con 1 anta e 1 ripiano interno.

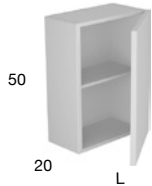
EN _ Right or left single door wall cabinet with 1 internal shelf.

DE _ Hängeschrank mit 1 Tür rechts oder links angeschlagen und 1 Einlegeboden.

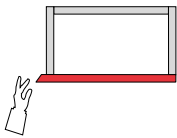
FR _ Meuble haut droit ou gauche avec 1 porte et 1 étagère interne.

ES _ Mueble alto con 1 puerta derecha o izquierda y 1 estante interior.

RU _ Шаф подвесной лев. или прав. с 1 дверцей и 1 внутренней полкой.



H	P	L	ART.
50	20	27	IE2227
		36	IE2236
		45	IE2245
		54	IE2254

**05** IT _ Pensile dx o sx con 1 anta e 2 ripiani interni.


EN _ Right or left single door wall cabinet with 2 internal shelves.

DE _ Hängeschrank mit 1 Tür rechts oder links angeschlagen und 2 Einlegeböden.

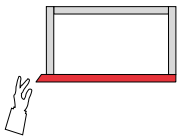
FR _ Meuble haut droit ou gauche avec 1 porte et 2 étagères internes.

ES _ Mueble alto con 1 puerta derecha o izquierda y 2 estantes interiores.

RU _ Шаф подвесной лев. или прав. с 1 дверцей и 2 внутренними полками.



H	P	L	ART.
75	20	27	IE2127
		36	IE2136
		45	IE2145
		54	IE2154

**05** IT _ Pensile dx o sx con 1 anta e 2 ripiani interni.


EN _ Right or left single door wall cabinet with 2 internal shelves.

DE _ Hängeschrank mit 1 Tür rechts oder links angeschlagen und 2 Einlegeböden.

FR _ Meuble haut droit ou gauche avec 1 porte et 2 étagères internes.

ES _ Mueble alto con 1 puerta derecha o izquierda y 2 estantes interiores.


RU _ Шаф подвесной лев. или прав. с 1 дверцей и 2 внутренними полками.



H	P	L	ART.
100	20	27	IE2327
		36	IE2336
		45	IE2345
		54	IE2354

materiali
e finiture /
materials
and finishes

LACCATI LUCIDI, GOFFRATI E SETA - GLOSSY LACQUERED EMBOSSED AND SILK



Bianco




Bianco mood



Bianco vetro



Ovatta



Meringa



Biancospino



Cemento



Serena



Grigio smog




Malta




Lichene




Creta



Delfino



Iceberg



Grigio pioggia



Grigio piombo



Ramerino



Matita



Basalto



Nero



Skin cenere



Malva



Mostarda



Coccodrillo



Cipria



Bambola



Veneziano



Terracotta



Pompeiano



Geranio



Melograno



Mirto



Vino



Pomice



Lambretta



Vespa



Flora



Alga



Anatra



Ossido



Era glaciale



Cielo



Mirtillo



Rana blu



Catalina



Blu navy




Strada



Profondo blu


LACCATI LUCIDI, GOFRATI E SETA - GLOSSY LACQUERED EMBOSSED AND SILK



Falena



Tortora



Havana



Mamba



Argilla



Grigio vesuvio



Smoke




Corteccia




Kajal


ESSENZE LEGNO - WOOD ESSENCE




Noce canadese




Noce visone



Noce canaletto



Rovere ardesia



Rovere castano



Rovere grigio



Rovere matita




Rovere naturale



Rovere sbiancato



Rovere moro



Rovere thermo



Rovere evaporato



Olmo moro

www.antoniolupi.it

Per essere costantemente informati su novità e prodotti in modo dettagliato, vi invitiamo a navigare nel nostro sito sempre aggiornato.

Nell'area download potrete scaricare tutto il materiale tecnico ed informativo che vi necessita.

To constantly be up to date in a detailed manner on novelties and products please navigate through our website.

In the download area you can find all the necessary technical information.

NOTA

Alla Antonio Lupi Design S.p.A. è riservata la facoltà di apportare ai propri modelli qualsiasi modifica estetica, tecnica, nelle dimensioni e nei colori, ritenuta necessaria, nonché la facoltà di sospendere la produzione in qualunque momento senza preavviso, rinunziata fin d'ora da parte del committente ogni conseguente richiesta risarcitoria.

Si declina ogni responsabilità relativa ad eventuali inesattezze contenute in questo catalogo, se dovute ad errori di stampa o trascrizioni.

Nessun contenuto di questo catalogo può essere copiato, riprodotto anche parzialmente, ripubblicato, trasmesso o distribuito in qualunque forma, senza autorizzazione scritta dell'Antonio Lupi Design S.p.a.

NOTE

Antonio Lupi Design S.p.A. reserves the right to make any and all necessary aesthetic, technical, colour or size modifications in order to enhance use and aesthetic value, and may suspend the production cycle at any moment without notice. Such instances may not be subject to claim by the client.

We decline all responsibilities for any possible uncertainties due to misprints in this catalogue.

None of the material in this catalogue can be copied, reproduced, republished or distributed in any or partial way unless a written authorization is given from the company Antonio Lupi Design S.p.a.



Prodotto interamente in Italia
Entirely made in Italy

©Antonio Lupi Design S.p.A. 2026

