

MADE IN ITALY. MADE TO EXCEL.

BOOST MIX

Interactive version



 atlas concorde

April 2022

STONE LOOK

COLOURED BODY PORCELAIN TILES
GRES PORCELLANATO COLORATO IN MASSA
Grès cérame coloré dans la masse
Durchgefärbtes Feinsteinzeug
Gres porcelánico coloreado en masa
Керамический гранит окрашенный в массе



Atlas Concorde is a global specialist in premium porcelain and wall tiles for every style and application in residential, commercial and public architecture. Being global specialists means excellence in the level of design and technology in each type of surface, making it possible to always offer designers and end users the best solution for each application.

Atlas Concorde è specialista globale in superfici ceramiche d'eccellenza per ogni stile e applicazione nell'architettura residenziale, commerciale e pubblica. Essere specialisti globali significa eccellere per livello di design e tecnologia in ciascun tipo di superficie, così da offrire sempre ai progettisti e agli utilizzatori finali la soluzione migliore per ogni applicazione.

atlasconcorde.com



INDEX



OVERVIEW



IMAGE GALLERY



PRODUCT RANGE & TECHNICAL SPECS.



BOOST WORLD



SUSTAINABILITY



THE BENEFITS OF CERAMIC TILES





© Ceramiche Atlas Concorde

Index

INDEX



Overview

OVERVIEW



Image Gallery

IMAGE GALLERY



Product Range & Technical Specs

SENSITECH
RANGE SUMMARY
TECHNICAL FEATURES

PRODUCT RANGE & TECHNICAL SPECS.



Boost World

BOOST WORLD



Sustainability

SUSTAINABILITY



The benefits of Ceramic Tiles

THE BENEFITS OF CERAMIC TILES



PORCELAIN TILES: A SAFE CHOICE



RECYCLABLE
Riciclabile

VERSATILE
Versatile

RESISTANT
Resistente

SAFE
Sicuro

FIREPROOF
Non brucia

ECO-FRIENDLY
Ama l'ambiente

HYGIENIC
Igienico

**EASY TO CLEAN
AND DISINFECT**
Facile da pulire e sanificare

LONG LASTING
Dura a lungo

ZERO PVC
Zero PVC



INDEX



OVERVIEW



IMAGE
GALLERY



PRODUCT
RANGE &
TECHNICAL
SPECS.



BOOST WORLD



SUSTAINABILITY



THE BENEFITS OF
CERAMIC TILES



THE IRREGULAR BEAUTY OF NATURE BECOMES AN ICON OF DESIGN

The Boost Mix collection is inspired by the iconic Ceppo di Gré, the symbolic stone of 20th-century Milan characterized by a rigorous elegance and unique pebbled texture. Thanks to the unmistakable personality of the original material, Boost Mix perfectly meets the needs of contemporary architecture and design both in residential and commercial spaces.

Boost Mix è la collezione ispirata all'iconico Ceppo di Gré, la pietra simbolo della Milano del '900 caratterizzata da una eleganza rigorosa e da una texture unica, con il caratteristico aspetto a ciottoli. Grazie all'inconfondibile personalità del materiale di ispirazione, Boost Mix risponde perfettamente alle esigenze di un'architettura e di una progettazione contemporanea, sia in ambito residenziale che commerciale.

Boost Mix, la collection imitation pierre qui s'inspire du Ceppo de Gré, pierre iconique et symbole du Milan du XXe siècle, est caractérisée par une élégance rigoureuse et une texture unique due à son typique aspect congloméré. Grâce à la personnalité distinctive du matériau d'inspiration, Boost Mix répond parfaitement aux exigences d'une architecture et d'une conception contemporaines, pour le cadre tant commercial que résidentiel.

Die Kollektion Boost Mix ist am ikonischen Ceppo di Gré inspiriert, dem Stein, der das Mailand des 20. Jahrhunderts prägt. Er hat ein kieselsteinartiges Aussehen und zeichnet sich durch eine strenge Eleganz und eine einmalige Textur aus. Dank der unverwechselbaren Persönlichkeit des als Vorbild dienenden Materials entspricht Boost Mix perfekt dem Bedarf einer zeitgenössischen Architektur und Bauplanung, im Wohnungs- ebenso wie im Gewerbebau.

Boost Mix es la colección inspirada en el icónico Ceppo di Gré, la piedra símbolo de Milán en la década de 1900, caracterizada por una rigurosa elegancia y una textura única, con su característico aspecto de guijarros. Gracias a la inconfundible personalidad del material de inspiración, Boost Mix responde perfectamente a las necesidades de la arquitectura y el diseño contemporáneos, tanto en el ámbito residencial como en el comercial.

Коллекция Boost Mix имитирует элегантный рисунок камня Ceppo di Gré – одного из символов миланской архитектуры XX века. Его особенностью является наличие крупных включений в виде обломков и гальки. Благодаря неповторимой индивидуальности рисунка поверхности, Boost Mix прекрасно подойдет для современного оформления пространств, как в жилом, так и в общественном секторе.



© Ceramiche Atlas Concorde



© Ceramiche Atlas Concorde



© Ceramiche Atlas Concorde

INDEX



OVERVIEW



IMAGE GALLERY



PRODUCT RANGE & TECHNICAL SPECS.



BOOST WORLD



SUSTAINABILITY



THE BENEFITS OF CERAMIC TILES






THE ORIGIN OF A UNIQUE STONE

Ceppo di Gré is used in prestigious architectural projects around the world. Quarried in the town of Gre on the northwestern shore of Lake Iseo in northern Italy, its unique character is the result of a particular geological process. In fact, in this region the accumulation of groundwater debris detached from the wall of Mount Clemo is cemented together by rainwater over the centuries, giving rise to the unmistakable pebbled appearance of this stone.

Il Ceppo di Gré è tra i materiali protagonisti di progetti architettonici di pregio in tutto il mondo. Estratto nell'omonima città di Gre, sulla sponda nord-occidentale del lago d'Iseo, in Nord Italia, trae la sua unicità dal particolare processo geologico che le dà origine. In questa regione, infatti, l'accumulo di detriti di falda, distaccati dalla parete del Monte Clemo, vengono cementati dalle acque meteoriche nel corso dei secoli dando così origine all'inconfondibile aspetto a ciottoli di questa pietra.

Le Ceppo de Gré est une des pierres protagonistes de projets prestigieux dans le monde entier. Extraite de la ville éponyme de Gré, située sur la rive nord-occidentale du lac d'Iseo au nord de l'Italie, son unicité dérive du processus géologique particulier qui est à l'origine de sa formation. Dans cette région en effet, les dépôts de roches détritiques, qui se sont détachées des parois du Monte Clemo, ont été cimentés par l'eau de pluie au cours des siècles, en conférant un aspect unique à cette pierre.



© Ceramiche Atlas Concorde

Der Ceppo di Gré ist eines der verbreitetsten Baumaterialien für Prestige-Projekte in aller Welt. Er wird in der gleichnamigen, norditalienischen Stadt Gré am nordwestlichen Ufer des Iseosees abgebaut und verdankt sein unverwechselbares Aussehen seinem besonderen, geologischen Entstehungsprozess. Denn in dieser Region haben Schnee und Regenwasser Ansammlungen von Geröll, das sich zuvor von der Wand des Monte Clemo gelöst hatte, verfestigt und dem Gestein damit sein typisch kieselsteinartiges Aussehen verliehen.

El Ceppo di Gré es uno de los materiales protagonistas utilizados en prestigiosos proyectos arquitectónicos de todo el mundo. Extraído en la ciudad de Gre del mismo nombre, en la orilla noroeste del lago de Iseo, en el norte de Italia, extrae su singularidad del particular proceso geológico que le da origen. De hecho, en esta región, la acumulación de restos de agua subterránea, desprendidos de la pared del Monte Clemo, es cementada por el agua de la lluvia a lo largo de los siglos, dando lugar al inconfundible aspecto de guijarro de esta piedra.

Камень Ceppo di Gré является ценным отделочным материалом в престижных проектах по всему миру. Добывают его в районе Гре на северо-западном берегу озера Изео, на севере Италии, а своей уникальностью он обязан особенности геологического процесса его образования. Строение камня обусловлено цементацией обломков, смытых со склонов горы Клемо дождевыми водами и отложившихся у ее подножия. В результате такого процесса и появился характерный галечный рисунок.

INDEX



OVERVIEW



IMAGE GALLERY



PRODUCT RANGE & TECHNICAL SPECS.



BOOST WORLD



SUSTAINABILITY



THE BENEFITS OF CERAMIC TILES



THE LOOK AND FEEL OF NATURAL SURFACES



Boost Mix reproduces the natural character of the original material with extreme realism and definition. The compact body with light and dark shading and the harmonious irregularity of the surface broken up by pebbles of various shapes and sizes are perfectly reproduced giving it its dynamic appearance.

Boost Mix riproduce con estremo realismo e definizione la naturalezza del materiale di ispirazione: la pasta di fondo compatta con sfumature dai toni chiari ai toni scuri, l'armoniosa irregolarità della superficie con la presenza di ciottoli di varie forme e dimensioni che le conferiscono il caratteristico aspetto mosso.

Boost Mix reproduit la naturalité de la pierre d'inspiration avec un grand réalisme et une haute définition: la pâte de fond compacte enrichie de nuances aux tons clairs et foncés, et l'irrégularité harmonieuse de la surface avec la présence de conglomérats aux formes et aux dimensions variées, lui confèrent son typique aspect mouvementé.

Boost Mix reproduziert mit absolutem Realismus und äußerster Präzision die natürliche Optik des als Vorbild dienenden Materials: Eine kompakte, von hellen bis dunkleren Tönen nuancierte Grundmasse, und eine auf harmonische Weise unregelmäßige Oberfläche mit Kieselsteinen unterschiedlicher Form und Größe, die dem Stein seine charakteristische, lebhaftige Wirkung verleihen.

Boost Mix reproduce con estremo realismo y definición la naturalidad del material inspirador: la pasta base compacta con tonos claros a oscuros, la armoniosa irregularidad de la superficie con la presencia de guijarros de diversas formas y tamaños que le dan el característico aspecto ondulado.

Boost Mix с невероятным реализмом воспроизводит каждую деталь исходного природного образца камня: плотный фон с оттенками от светлых до темных, гармоничную неровность поверхности, включения в виде обломков и гальки разных размеров, придающие внешнему виду материала характерный динамизм.



PEARL

IVORY

SMOKE

INDEX



OVERVIEW

IMAGE
GALLERYPRODUCT
RANGE &
TECHNICAL
SPECS.

BOOST WORLD



SUSTAINABILITY

THE BENEFITS OF
CERAMIC TILES

COLOR PALETTE INSPIRED BY BOOST AND BOOST PRO

Gré stone, also called “cemented stone” due to its unique origin, has a strong connection with concrete with which it is able to create harmonious material contrasts. Boost Mix expresses this link in a palette of three modern shades – **Ivory**, **Pearl**, and **Smoke** – designed to match the concrete-look surfaces of Boost and Boost Pro which play off each other through matching color combinations and contrasting styles.

La pietra di Gré, anche detta “pietra cementata” per la sua particolare origine, si caratterizza per una forte connessione con il cemento con cui è in grado di creare armoniosi contrasti materici. Boost Mix esprime questo legame in una palette di tre moderne tonalità, **Ivory**, **Pearl**, **Smoke**, studiate in abbinamento cromatico alle superfici effetto cemento di Boost e Boost Pro che si valorizzano reciprocamente attraverso accostamenti cromatici in tono oppure scelte di stile a contrasto.

La pierre de Gré, dite aussi “pierre cimentée” pour son origine particulière, est caractérisée par une forte connexion avec ce “ciment” qui forme des contrastes harmonieux entre les matériaux. Boost Mix exprime ce lien avec une palette de trois couleurs modernes, **Ivory**, **Pearl** et **Smoke**, étudiées en association chromatique avec les carreaux effet béton de Boost et de Boost Pro, et qui se valorisent réciproquement par des combinaisons de couleurs assorties ou par le choix d’un style contrasté.

Der wegen seiner besonderen Entstehung auch als „zementiert“ bezeichnete Gré-Stein ist optisch eng mit dem Zement verbunden und erzeugt damit harmonische stoffliche Kontraste. Boost Mix bringt diese Verbindung in drei modernen Farbvarianten zum Ausdruck: **Ivory**, **Pearl**, **Smoke**, die eigens für die Kombination mit der Zementoptik von Boost und Boost Pro entwickelt wurden und sowohl Ton in Ton als auch stilistisch kontrastierend kombiniert werden können.

La piedra de Gré, también conocida como “piedra cementada” debido a su particular origen, se caracteriza por una fuerte conexión con el cemento con el que es capaz de crear armoniosos contrastes materiales. Boost Mix expresa este vínculo en una paleta de tres tonos modernos, **Ivory**, **Pearl**, **Smoke**, diseñados para combinarlos con las superficies de efecto hormigón del Boost e Boost Pro que se realzan mutuamente mediante combinaciones de colores a juego o elecciones de estilo contrastadas.

Камень Серпо di Gré, который в силу способа формирования называют еще «цементированным камнем», характеризуется своеобразным сходством с цементом. Boost Mix выражает это сходство в трех современных цветах, **Ivory**, **Pearl**, **Smoke**, которые сочетаются с тонами плиток под цемент Boost и Boost Pro, позволяя соединять их в однородных по окраске композициях или создавать из них эффектные контрасты материалов и цветов.



BOOST MIX IVORY

In the Ivory shade, Boost Mix replicates the colors of the Boost White and Boost Pro Ivory surfaces to create bright spaces with a sophisticated, contemporary accent.

Nella tonalità Ivory, Boost Mix riprende i colori delle superfici Boost White e Boost Pro Ivory per creare ambienti luminosi dall'accento sofisticato e contemporaneo.

Avec la couleur Ivory, Boost Mix reprend les teintes des carreaux de Boost White et de Boost Pro Ivory pour créer des espaces lumineux avec un accent sophistiqué et contemporain.

In der Farbgebung Ivory greift Boost Mix die Farben der Beläge Boost White und Boost Pro Ivory auf und lässt helle Räume mit ausgesuchter und kontemporärer Ausstrahlung entstehen.

En la tonalidad Ivory, Boost Mix se hace eco de los colores de las superficies Boost White y Boost Pro Ivory para crear ambientes luminosos con un acento sofisticado y contemporáneo.

В окраске Ivory коллекция Boost Mix повторяет цвета плиток Boost White и Boost Pro Ivory, позволяя создавать светлые интерьеры с современным акцентом.



BOOST MIX PEARL

Boost Mix Pearl is the iconic color of the original stone. It goes well with the concrete-effect surfaces of Boost Pearl and Boost Grey and conveys an extremely natural effect.

Boost Mix Pearl è il colore iconico della pietra di ispirazione: si accosta alle superfici effetto cemento Boost Pearl e Boost Grey e restituisce agli ambienti un effetto estremamente naturale.

Boost Mix Pearl est la couleur iconique de la pierre d'inspiration: coordonnée aux carreaux effet béton de Boost Pearl et de Boost Grey, elle donne un effet extrêmement naturel à chaque espace.

Boost Mix Pearl ist die charakteristische Farbe des als Vorbild dienenden Steins: Sie passt zu den Zementoptik-Belägen Boost Pearl und Boost Grey und lässt das Ambiente ausgesprochen natürlich wirken.

Boost Mix Pearl es el icónico color de la piedra piedra de inspiración: complementa las superficies de efecto hormigón Boost Pearl e Boost Grey y da a las habitaciones un efecto extremadamente natural.

Boost Mix Pearl – естественный цвет исходного камня. Сочетается с плитками Boost Pearl и Boost Grey и придает интерьерам необыкновенно натуральный вид.

BOOST PEARL

BOOST GREY



BOOST SMOKE

BOOST TARMAC



BOOST MIX SMOKE

The intense gray of Boost Mix Smoke matches the dark tones of Boost Smoke and Boost Tarmac for interior designs with a strong, decisive character. Used in combination with light-toned surfaces, it creates interesting chiaroscuro effects.

Il grigio intenso di Boost Mix Smoke si accompagna ai toni scuri di Boost Smoke e Boost Tarmac per progetti di interior dal carattere forte e deciso. Utilizzato in abbinamento a superfici dalle tonalità chiare crea interessanti giochi di chiaroscuro.

Le gris intense de Boost Mix Smoke se combine aux tons foncés de Boost Smoke et de Boost Tarmac pour réaliser des projets d'intérieur de grand caractère. Utilisé en association avec des carreaux aux tons clairs, il crée de superbes jeux de clairs-obscurs.

Das satte Grau von Boost Mix Smoke passt zu den dunklen Tönen von Boost Smoke und Boost Tarmac. Es ist ideal für Innenprojekte von starkem und markantem Charakter, und bei Kombination mit hellen Belägen entstehen interessante Hell-Dunkel-Effekte.

El gris intenso de Boost Mix Smoke complementa los tonos oscuros de Boost Smoke y Boost Tarmac para proyectos de interior con un carácter fuerte y decidido. Utilizado en combinación con superficies de color claro, crea interesantes efectos de claroscuro.

Насыщенный серый цвет Boost Mix Smoke гармонирует с темными тонами Boost Smoke и Boost Tarmac. Вместе они наделяют интерьер сильным и решительным характером. Если уложить Smoke рядом со светлыми тонами, получается интересная игра контрастов.

INDEX



OVERVIEW

IMAGE
GALLERYPRODUCT
RANGE &
TECHNICAL
SPECS.

BOOST WORLD



SUSTAINABILITY

THE BENEFITS OF
CERAMIC TILES



© Ceramiche Atlas Concorde



© Ceramiche Atlas Concorde



© Ceramiche Atlas Concorde



© Ceramiche Atlas Concorde

A (BOOST) WORLD OF COMBINATIONS

Boost Mix is part of BOOST WORLD, a style project that combines a set of ceramic surfaces that are similar in style, look, and application. A global look that provides architects and designers with a complete tool for the design of any type of internal or external environment.

Boost Mix si inserisce all'interno di BOOST WORLD, un progetto di stile che coniuga in un'unica prospettiva un insieme di superfici ceramiche affini per stile, look o aree di applicazione. Una proposta globale che fornisce ad architetti e designer uno strumento completo per la progettazione di ogni tipo di ambiente, interno ed esterno.

Boost Mix s'insère à l'intérieur de BOOST WORLD, le projet de style qui conjugue, dans une même perspective, un ensemble de surfaces céramiques liées par une même affinité de style, d'aspect et de domaines d'application. Une proposition globale qui fournit aux architectes et aux designers un outil complet pour la conception de chaque type d'espace, en intérieur et en extérieur.

Boost Mix ist Teil von BOOST WORLD, einem Stilprojekt, das in einer einheitlichen Stilperspektive eine Vielzahl an sich in Stil, Look oder Anwendungsbereich ähnelnde Keramikbeläge vereint. Ein globales Angebot, das Architekten und Designern ein rundum vollständiges Instrument für die Planung von Innen- und Außenbereichen aller Art bietet.

Boost Mix forma parte de BOOST WORLD un proyecto de estilo que combina en una sola perspectiva un conjunto de superficies cerámicas similares en estilo, look o áreas de aplicación. Una propuesta integral que proporciona a los arquitectos y diseñadores una herramienta completa para el diseño de cualquier tipo de ambiente, tanto de interior como de exterior.

Boost Mix является частью проекта BOOST WORLD – набора коллекций, сходных по стилю, внешнему виду и области применения. Проект предлагает архитекторам и дизайнерам комплексный инструмент для проектирования любого типа внутреннего или наружного пространства.

 **DOWNLOAD THE CATALOG**

INDEX



OVERVIEW



IMAGE GALLERY



PRODUCT RANGE & TECHNICAL SPECS.



BOOST WORLD



SUSTAINABILITY



THE BENEFITS OF CERAMIC TILES



DESIGN WITH NO LIMITS

With its wide range of modular sizes available in all the colors of the collection, Boost Mix offers the maximum freedom of design in any use, both indoors and out including walls, floors, facades, ventilated facades, furnishings, and work surfaces.

Con la sua ampia gamma di formati modulari e abbinabili tra loro, disponibili in tutti i colori della collezione, Boost Mix offre la massima libertà di progettazione in ogni destinazione d'uso, sia in interno che in esterno: pareti, pavimenti, facciate, facciate ventilate, arredi, piani di lavoro.

Avec sa vaste gamme de formats modulaires associables entre eux, et disponibles dans tous les coloris de la collection, Boost Mix offre la plus grande liberté de conception quelle que soit la destination d'usage, tant d'intérieur que d'extérieur: sols, murs, façades, façades ventilées, éléments déco, plans de travail.

Mit seiner umfassenden Palette modular untereinander kombinierbarer Formate, die in allen Farben der Kollektion erhältlich sind, bietet Boost Mix dem Planer maximale Gestaltungsfreiheit in jedem Anwendungsbereich, sei es Innen oder Außen: Wände, Böden, Fassaden, hinterlüftete Fassaden, Einrichtungselemente, Arbeitsplatten.

Con su amplia gama de formatos modulares y combinables, disponibles en todos los colores de la colección, Boost Mix ofrece la máxima libertad de diseño en cada uso, tanto en interiores como en exteriores: paredes, pavimentos, fachadas, fachadas ventiladas, muebles, encimeras.

Модульные форматы коллекции Boost Mix доступны во всех ее цветах и легко сочетаются между собой, а значит оформлять ими можно самые разнообразные поверхности: стены, полы, фасады, включая вентилируемые, предметы обстановки, столешницы.

Porcelain Tiles for Floors and Walls

± 6 mm



120 x 278 cm
47 1/4" x 109 1/2"

± 9 mm



120 x 120 cm
47 1/4" x 47 1/4"



60 x 120 cm
23 5/8" x 47 1/4"



60 x 60 cm
23 5/8" x 23 5/8"



30 x 60 cm
11 3/4" x 23 5/8"

Porcelain Tiles for Outdoor and Wet Areas

± 20 mm
OUTDOOR



120 x 120 cm
47 1/4" x 47 1/4"



60 x 120 cm
23 5/8" x 47 1/4"



60 x 60 cm
23 5/8" x 23 5/8"

± 9 mm
GRIP



30 x 60 cm
11 3/4" x 23 5/8"





© Ceramiche Atlas Concorde

INDEX



OVERVIEW



IMAGE GALLERY



PRODUCT RANGE & TECHNICAL SPECS.



BOOST WORLD



SUSTAINABILITY



THE BENEFITS OF CERAMIC TILES



© Ceramiche Atlas Concorde

LARGE SIZE EVOLUTION

The 120x278 cm size, available in all the colors of the collection, allows you to clad walls and floors in a manner that ensures visual continuity while also reducing the number of joints.

Il formato 120x278 cm, disponibile in tutti i colori della collezione, consente di rivestire pareti e pavimenti garantendo una continuità visiva e riducendo il numero delle fughe.

Le format 120x278 cm, disponible dans tous les coloris de la collection, permet de parer les murs et les sols en offrant une continuité visuelle et en réduisant le nombre de joints.

Das in allen Farben der Kollektion erhältliche Format 120x278 cm verkleidet Wände und Böden mit optischer Kontinuität und einer geringen Anzahl Fugen.

El formato 120x278 cm, disponible en todos los colores de la colección, permite cubrir paredes y pavimentos garantizando la continuidad visual y reduciendo el número de juntas.

Формат 120x278 см, доступный во всех цветах коллекции, образует на полах и стенах визуально целостные покрытия с минимальным количеством швов.



© Ceramiche Atlas Concorde

LIVING OUTDOORS

Particularly suitable for the outdoors due to its natural appeal, Boost Mix complements the excellent technical characteristics of porcelain tiles and superior non-slip performance with a pleasant touch that expresses all the living beauty of stone and facilitates cleaning.

Particolarmente adatto ai contesti esterni per il suo appeal naturale, Boost Mix aggiunge alle elevate caratteristiche tecniche del gres porcellanato e alle alte prestazioni antiscivolo una suggestione tattile gradevole che esprime tutta la bellezza viva della pietra e ne facilita la pulizia.

Particulièrement adapté aux extérieurs grâce à son aspect naturel, Boost Mix allie les hautes caractéristiques techniques du grès cérame aux performances antiglisse, en offrant une agréable suggestion tactile qui exprime toute la beauté de la pierre et en facilite l'entretien.

Das dank seiner natürlichen Wirkung besonders für Außenbereiche geeignete Boost Mix vereint die ausgezeichneten technischen Eigenschaften des Feinsteinzeugs und seine hohe Rutschfestigkeit mit einer angenehmen Haptik, die die ganze, lebendige Schönheit des Natursteins zum Ausdruck bringt und sich zudem einfach reinigen lässt.

Especialmente indicado para contextos de exterior por su atractivo natural, Boost Mix añade a las elevadas características técnicas del gres porcelánico y a sus altas prestaciones antideslizantes una agradable sugerencia táctil, que expresa toda la belleza viva de la piedra y facilita su limpieza.


Натуральный внешний вид, такой же, как у природного камня, отличные технические характеристики керамогранита и высокое сопротивление скольжению делают плитку Boost Mix идеальной для укладки на улице. К тому же ее поверхность приятна на ощупь и проста в уходе.



© Ceramiche Atlas Concorde



© Ceramiche Atlas Concorde



© Ceramiche Atlas Concorde

INDEX



OVERVIEW



IMAGE GALLERY



PRODUCT RANGE & TECHNICAL SPECS.



BOOST WORLD



SUSTAINABILITY



THE BENEFITS OF CERAMIC TILES



Image Gallery

Residential Living - Pearl



© Ceramiche Atlas Concorde

Private Bathroom - Pearl



© Ceramiche Atlas Concorde

Panoramic Spa - Smoke



© Ceramiche Atlas Concorde

Villa In&Out - Pearl



© Ceramiche Atlas Concorde

Hotel Lobby - Ivory



© Ceramiche Atlas Concorde

Hotel Spa - Ivory



© Ceramiche Atlas Concorde

Building Facade - Pearl,Smoke



© Ceramiche Atlas Concorde

INDEX



OVERVIEW



IMAGE GALLERY



- RESIDENTIAL LIVING - Pearl
- PRIVATE BATHROOM - Pearl
- HOTEL LOBBY - Ivory
- HOTEL SPA - Ivory
- PANORAMIC SPA - Smoke
- VILLA IN&OUT - Pearl
- BUILDING FACADE - Pearl, Smoke
- DESIGN THE PERFECT MATCH

PRODUCT RANGE & TECHNICAL SPECS.



BOOST WORLD



SUSTAINABILITY



THE BENEFITS OF CERAMIC TILES



The core theme of this project is the harmony of tone-on-tone combinations and the elegant contrasts of surfaces created by the natural, rough and irregular effect of Boost Mix Pearl in combination with the Boost Tarmac and Boost Pearl concrete-effect wall tiles.

Protagonista di questo progetto living è l'armonia cromatica degli abbinamenti tono su tono e degli eleganti contrasti delle superfici, data dall'effetto naturale, mosso e irregolare di Boost Mix Pearl in abbinamento ai rivestimenti effetto cemento Boost Tarmac e Boost Pearl.

La protagoniste du salon est l'harmonie chromatique des associations ton sur ton et des élégants contrastes des surfaces conférés par l'effet naturel, mouvementé et irrégulier, de Boost Mix Pearl en association aux carreaux effet béton Boost Tarmac et Boost Pearl.

Im Mittelpunkt dieses Wohnzimmerprojekts stehen harmonische Ton in Ton-Kombinationen sowie die eleganten Kontraste der natürlichen und leicht unregelmäßigen Oberflächen von Boost Mix Pearl, hier im Mix mit der Zementoptik der Wandbeläge Boost Tarmac und Boost Pearl.

El protagonista de este proyecto de vivienda es la armonía cromática de las combinaciones tono sobre tono y los elegantes contrastes de las superficies, dados por el efecto natural, ondulado e irregular de Boost Mix Pearl en combinación con los revestimientos de efecto cemento Boost Tarmac y Boost Pearl.

Главным элементом этой гостиной является гармония цветов. Сочетания тон в тон и элегантные контрасты составлены из натурального неоднородного рисунка Boost Mix Pearl и настенной плитки под цемент Boost Tarmac и Boost Pearl.



© Ceramiche Atlas Concorde

FLOOR
Boost Mix Pearl Matte/Matt
120 x 120 cm | 47 1/4" x 47 1/4"

INDEX



OVERVIEW



IMAGE GALLERY



RESIDENTIAL LIVING - Pearl

PRIVATE BATHROOM - Pearl

HOTEL LOBBY - Ivory

HOTEL SPA - Ivory

PANORAMIC SPA - Smoke

VILLA IN&OUT - Pearl

BUILDING FACADE - Pearl, Smoke

DESIGN THE PERFECT MATCH

PRODUCT
RANGE &
TECHNICAL
SPECS.



BOOST WORLD



SUSTAINABILITY



THE BENEFITS OF
CERAMIC TILES





© Ceramiche Atlas Concorde

FLOOR

Boost Mix **Pearl** Matte/Matt
120 x 120 cm | 47 1/4" x 47 1/4"



© Ceramiche Atlas Concorde

INDEX



OVERVIEW



IMAGE GALLERY



RESIDENTIAL LIVING - Pearl

PRIVATE BATHROOM - Pearl

HOTEL LOBBY - Ivory

HOTEL SPA - Ivory

PANORAMIC SPA - Smoke

VILLA IN&OUT - Pearl

BUILDING FACADE - Pearl, Smoke

DESIGN THE PERFECT MATCH

PRODUCT RANGE & TECHNICAL SPECS.



BOOST WORLD



SUSTAINABILITY



THE BENEFITS OF CERAMIC TILES





THE GRAPHIC DETAIL OF BOOST MIX PEARL REPRODUCES THE TONES, CONTRASTS, AND IRREGULARITIES OF THE ORIGINAL STONE, INFUSING YOUR LIVING ROOM WITH A NATURAL ELEGANCE.

IL DETTAGLIO GRAFICO DI BOOST MIX PEARL RIPRODUCE I TONI, I CONTRASTI E LE IRREGOLARITÀ DELLA PIETRA DI ISPIRAZIONE, INFONDENDO ALL'AMBIENTE LIVING UN'ATMOSFERA DI ELEGANTE NATURALITÀ.

LE DÉTAIL GRAPHIQUE DE BOOST MIX PEARL REPRODUIT LES TONS, LES CONTRASTES ET LES IRRÉGULARITÉS DE LA PIERRE D'INSPIRATION, EN OFFRANT UNE NATURALITÉ ÉLÉGANTE À LA PIÈCE.

DIE GRAFIK VON BOOST MIX PEARL REPRODUZIERT DIE FARBTÖNE, KONTRASTE UND UNREGELMÄSSIGKEIT DES ALS VORBILD DIENENDEN NATURSTEINS UND VERLEIHT DEM AMBIENTE EINE ATMOSPHERE NATÜRLICHER ELEGANZ.

EL DETALLE GRÁFICO DE BOOST MIX PEARL REPRODUCE LOS TONOS, LOS CONTRASTES Y LAS IRREGULARIDADES DE LA PIEDRA DE INSPIRACIÓN, INFUNDIENDO AL ENTORNO DE LA VIVIENDA UNA ATMÓSFERA DE ELEGANTE NATURALIDAD.

РИСУНОК BOOST MIX PEARL ВОСПРОИЗВОДИТ ТОНА, КОНТРАСТЫ, НЕРОВНОСТИ ПРИРОДНОГО КАМНЯ, НАПОЛНЯЯ ГОСТИНУЮ НАТУРАЛЬНОЙ ЭЛЕГАНТНОСТЬЮ.

FLOOR

Boost Mix **Pearl** Matte/Matt
120 x 120 cm | 47¹/₄" x 47¹/₄"

[INDEX](#)

[OVERVIEW](#)

[IMAGE GALLERY](#)

[RESIDENTIAL LIVING - Pearl](#)
[PRIVATE BATHROOM - Pearl](#)
[HOTEL LOBBY - Ivory](#)
[HOTEL SPA - Ivory](#)
[PANORAMIC SPA - Smoke](#)
[VILLA IN&OUT - Pearl](#)
[BUILDING FACADE - Pearl, Smoke](#)
[DESIGN THE PERFECT MATCH](#)
[PRODUCT RANGE & TECHNICAL SPECS.](#)

[BOOST WORLD](#)

[SUSTAINABILITY](#)

[THE BENEFITS OF CERAMIC TILES](#)




© Ceramiche Atlas Concorde

FLOOR

Boost Mix **Pearl** Matte/Matt
120 x 120 cm | 47¹/₄" x 47¹/₄"

WALL

Boost Mix **Pearl** Matte/Matt
120 x 278 cm | 47¹/₄" x 109¹/₂"

Boost **Pearl** Matte/Matt
120 x 278 cm | 47¹/₄" x 109¹/₂"

COUNTERTOP

Atlas Plan
Boost **Smoke** Matte/Matt
162 x 324 cm | 63³/₄" x 127¹/₂"



© Ceramiche Atlas Concorde

INDEX



OVERVIEW



IMAGE GALLERY



RESIDENTIAL LIVING - Pearl

PRIVATE BATHROOM - Pearl

HOTEL LOBBY - Ivory

HOTEL SPA - Ivory

PANORAMIC SPA - Smoke

VILLA IN&OUT - Pearl

BUILDING FACADE - Pearl, Smoke

DESIGN THE PERFECT MATCH

PRODUCT RANGE & TECHNICAL SPECS.



BOOST WORLD



SUSTAINABILITY



THE BENEFITS OF CERAMIC TILES





INDEX



OVERVIEW



IMAGE GALLERY



RESIDENTIAL LIVING - Pearl

PRIVATE BATHROOM - Pearl

HOTEL LOBBY - Ivory

HOTEL SPA - Ivory

PANORAMIC SPA - Smoke

VILLA IN&OUT - Pearl

BUILDING FACADE - Pearl, Smoke

DESIGN THE PERFECT MATCH

PRODUCT RANGE & TECHNICAL SPECS.



BOOST WORLD



SUSTAINABILITY



THE BENEFITS OF CERAMIC TILES



© Ceramiche Atlas Concorde

FLOOR

Boost Mix **Pearl** Matte/Matt
120 x 120 cm | 47¹/₄" x 47¹/₄"

WALL

Boost Mix **Pearl** Matte/Matt
120 x 278 cm | 47¹/₄" x 109¹/₂"

Boost **Tarmac** Matte/Matt
120 x 278 cm | 47¹/₄" x 109¹/₂"



FLOOR

Boost Mix **Pearl** Matte/Matt
120 x 120 cm | 47 1/4" x 47 1/4"

Entice Copper Oak Natural Grip
20 x 120 cm | 7 7/8" x 47 1/4"

WALL

Boost Mix **Pearl** Matte/Matt
120 x 278 cm | 47 1/4" x 109 1/2"

Boost **White** Matte/Matt
120 x 278 cm | 47 1/4" x 109 1/2"

INDEX



OVERVIEW



IMAGE GALLERY



RESIDENTIAL LIVING - Pearl

PRIVATE BATHROOM - Pearl

HOTEL LOBBY - Ivory

HOTEL SPA - Ivory

PANORAMIC SPA - Smoke

VILLA IN&OUT - Pearl

BUILDING FACADE - Pearl, Smoke

DESIGN THE PERFECT MATCH

PRODUCT
RANGE &
TECHNICAL
SPECS.

BOOST WORLD



SUSTAINABILITY

THE BENEFITS OF
CERAMIC TILES

Simple, minimalist lines bring out the natural appeal of the Pearl shade. The combination with the Boost White concrete effect infuses the bathroom with brightness, intimacy, and warmth.

Essenzialità, minimalismo e semplicità delle linee esaltano l'aspetto naturale della tonalità Pearl. L'abbinamento con l'effetto cemento Boost White infonde luminosità, intimità e calore all'ambiente bagno.

Le minimalisme et la simplicité des lignes exaltent l'aspect naturel du coloris Pearl. L'association à l'effet béton de Boost White confère luminosité, intimité et chaleur à la salle de bains.

Schlichte, minimalistische Linien unterstreichen die natürliche Wirkung des Farbtons Pearl. Der Mix mit der Zementoptik von Boost White sorgt für Helligkeit und wohliche Wärme im Bad.

La esencialidad, el minimalismo y las líneas sencillas realzan el aspecto natural de la tonalidad Pearl. La combinación con el efecto hormigón Boost White aporta luminosidad, intimidad y calidez al baño.

Лаконичность, минимализм, простота линий подчеркивают натуральный вид цвета Pearl. Сочетание с эффектом цемента Boost White добавляет ванной комнате яркости и теплоты.

USED ON WALLS AND IN THE SHOWER, THE LARGE 120x278 CM FORMAT REDUCES THE NUMBER OF JOINTS, THEREBY EXPANDING THE VISUAL IMPACT AND ENSURING GREATER HYGIENE AND EASE OF CLEANING.

APPLICATO NEI RIVESTIMENTI E NELLA ZONA DOCCIA, IL GRANDE FORMATO 120x278 CM RIDUCE LA PRESENZA DI FUGHE, AMPLIANDO L'IMPATTO VISIVO E ASSICURANDO UNA MAGGIORE IGIENE E FACILITÀ DI PULIZIA.

APPLIQUÉ AUX MURS ET DANS L'ESPACE DOUCHE, LE GRAND FORMAT 120x278CM RÉDUIT LA PRÉSENCE DES JOINTS, DÉMULTIPLIE L'IMPACT VISUEL ET ASSURE HYGIÈNE ET FACILITÉ D'ENTRETIEN.

AN DER WAND UND IM DUSCHBEREICH REDUZIERT DAS GROSSFORMAT 120x278 CM DIE FUGEN UND SORGT DAMIT FÜR EINE NOCH BEEINDRUCKENDERE WIRKUNG; ZUDEM GARANTIERT ES MAXIMALE HYGIENE UND REINIGUNGSFREUNDLICHKEIT.

APLICADO EN LOS REVESTIMIENTOS Y EN LA ZONA DE LA DUCHA, EL GRAN FORMATO DE 120x278 CM REDUCE LA PRESENCIA DE JUNTAS, AUMENTANDO EL IMPACTO VISUAL Y GARANTIZANDO UNA MAYOR HIGIENE Y FACILIDAD DE LIMPIEZA.

БОЛЬШОЙ ФОРМАТ 120x278 CM, УЛОЖЕННЫЙ НА СТЕНЫ И В ЗОНЕ ДУША, ВЫГЛЯДИТ ЭФФЕКТНО И МИНИМИЗИРУЕТ КОЛИЧЕСТВО ШВОВ, ОБЕСПЕЧИВАЯ БОЛЬШУЮ ГИГИЕНИЧНОСТЬ.



FLOOR

Boost Mix **Pearl** Matte/Matt
120 x 120 cm | 47¹/₄" x 47¹/₄"

Entice Copper Oak Natural Grip
20 x 120 cm | 7⁷/₈" x 47¹/₄"

WALL

Boost Mix **Pearl** Matte/Matt
120 x 278 cm | 47¹/₄" x 109¹/₂"

SINK

Atlas Concorde Habitat
Mastertop 180 x 50 x 12 cm
70⁷/₈" x 19³/₈" x 4³/₄"
Boost Mix **Pearl** Matte/Matt



INDEX



OVERVIEW



IMAGE GALLERY



RESIDENTIAL LIVING - Pearl

PRIVATE BATHROOM - Pearl

HOTEL LOBBY - Ivory

HOTEL SPA - Ivory

PANORAMIC SPA - Smoke

VILLA IN&OUT - Pearl

BUILDING FACADE - Pearl, Smoke

DESIGN THE PERFECT MATCH

PRODUCT RANGE & TECHNICAL SPECS.



BOOST WORLD



SUSTAINABILITY



THE BENEFITS OF CERAMIC TILES





INDEX



OVERVIEW



IMAGE GALLERY



RESIDENTIAL LIVING - Pearl

PRIVATE BATHROOM - Pearl

HOTEL LOBBY - Ivory

HOTEL SPA - Ivory

PANORAMIC SPA - Smoke

VILLA IN&OUT - Pearl

BUILDING FACADE - Pearl, Smoke

DESIGN THE PERFECT MATCH

PRODUCT RANGE & TECHNICAL SPECS.



BOOST WORLD



SUSTAINABILITY



THE BENEFITS OF CERAMIC TILES



ECOLOGICAL, SUSTAINABLE, AND DURABLE, A PORCELAIN TILE FLOOR IS THE PERFECT OPTION FOR THOSE WHO WANT TO MINIMIZE THEIR IMPACT ON THE ENVIRONMENT.

ECOLOGICO, SOSTENIBILE E DUREVOLE. UN PAVIMENTO IN GRES PORCELLANATO È L'OPZIONE PERFETTA PER CHI VUOLE RIDURRE AL MINIMO L'IMPATTO SULL'AMBIENTE.

ÉCOLOGIQUE, DURABLE ET PÉRENNE. UN SOL EN GRÈS CÉRAME EST L'OPTION PARFAITE POUR TOUS CEUX QUI VEULENT RÉDUIRE AU MINIMUM L'IMPACT SUR L'ENVIRONNEMENT.

ÖKOLOGISCH, NACHHALTIG UND LANGLEBIG. EIN FUSSBODEN AUS FEINSTEINZEUG IST DIE PERFEKTE LÖSUNG FÜR ALLE, DIE DIE UMWELTBELASTUNG AUF EIN MINIMUM BESCHRÄNKEN MÖCHTEN.

ECOLÓGICO, SOSTENIBLE Y DURADERO. UN SUELO DE GRES PORCELÁNICO ES LA OPCIÓN PERFECTA PARA QUIENES DESEAN MINIMIZAR SU IMPACTO EN EL MEDIO AMBIENTE.

ЭКОЛОГИЧНОСТЬ, УСТОЙЧИВОСТЬ, ДОЛГОВЕЧНОСТЬ. ПОЛ ИЗ КЕРАМОГРАНИТА - ИДЕАЛЬНЫЙ ВЫБОР ДЛЯ ТЕХ, КТО ХОЧЕТ МИНИМИЗИРОВАТЬ ВОЗДЕЙСТВИЕ НА ОКРУЖАЮЩУЮ СРЕДУ.

FLOOR

Boost Mix **Pearl** Matte/Matt
120 x 120 cm | 47¹/₄" x 47¹/₄"



- RESIDENTIAL LIVING - Pearl
- PRIVATE BATHROOM - Pearl
- HOTEL LOBBY - Ivory
- HOTEL SPA - Ivory
- PANORAMIC SPA - Smoke
- VILLA IN&OUT - Pearl
- BUILDING FACADE - Pearl, Smoke
- DESIGN THE PERFECT MATCH



THE ATLAS CONCORDE HABITAT MASTERTOP, A COLLECTION OF PORCELAIN SINKS, OFFERS A COORDINATED SOLUTION TO THE DESIGN OF THE BATHROOM THAT COMBINES THE DISTINCTIVE ESTHETIC VALUE OF THE SURFACE WITH THE SUPERIOR TECHNICAL PERFORMANCE OF PORCELAIN TILES.

IL MASTERTOP DI ATLAS CONCORDE HABITAT OFFRE UNA SOLUZIONE COORDINATA ALLA PROGETTAZIONE DELL'AMBIENTE, CHE CONIUGA L'ALTO VALORE ESTETICO DELLA SUPERFICIE CON LE ELEVATE PRESTAZIONI TECNICHE DEL GRES PORCELLANATO.

LE MASTERTOP D'ATLAS CONCORDE HABITAT, LA COLLECTION DE LAVABOS EN GRÈS CÉRAME, OFFRE UNE SOLUTION COORDONNÉE À LA CONCEPTION, EN ALLIANT LA GRANDE VALEUR ESTHÉTIQUE DE LA SURFACE AUX HAUTES PERFORMANCES TECHNIQUES DU GRÈS CÉRAME.

MASTERTOP VON ATLAS CONCORDE HABITAT, DIE KOLLEKTION AUS FEINSTEINZEUG-WASCHBECKEN, BIETET EINE GANZ AUF DIE ÜBRIGE RAUMGESTALTUNG ABGESTIMMTE LÖSUNG UND VEREINT DEN HOHEN ÄSTHETISCHEN WERT DES BELAGS MIT DEN HOHEN TECHNISCHEN LEISTUNGEN DES FEINSTEINZEUGS.

EL MASTERTOP DE ATLAS CONCORDE HABITAT, LA COLECCIÓN DE LAVABOS DE GRES PORCELÁNICO, OFRECE UNA SOLUCIÓN COORDINADA PARA EL DISEÑO DEL AMBIENTE, COMBINANDO EL ALTO VALOR ESTÉTICO DE LA SUPERFICIE CON LAS ELEVADAS PRESTACIONES TÉCNICAS DEL GRES PORCELÁNICO.

MASTERTOP KAK CHAST' ATLAS CONCORDE HABITAT, KOLLEKЦИИ RAKOVIN IZ KERAMOGRANITA, PREDSTAVLYAYET SOBOY SOZVUCHNOE INTER'YERU RESHENIYE, KOTOROE SOCHETAET VYSOKUYU ESTETIKU I PREVOSKHODNYE TEHNIЧЕСКИЕ СВОЙСТВА.



© Ceramiche Atlas Concorde

FLOOR

Boost Mix **Pearl** Matte/Matt
120 x 120 cm | 47¹/₄" x 47¹/₄"

Entice **Copper Oak Natural** Grip
20 x 120 cm | 7⁷/₈" x 47¹/₄"

WALL

Boost Mix **Pearl** Matte/Matt
120 x 278 cm | 47¹/₄" x 109¹/₂"

Boost **White** Matte/Matt
120 x 278 cm | 47¹/₄" x 109¹/₂"

SINK

Atlas Concorde Habitat
Mastertop 180 x 50 x 12 cm | 70⁷/₈" x 19⁵/₈" x 4³/₄"
Boost Mix **Pearl** Matte/Matt

Boost Mix Ivory furnishes the spacious, bright lobby of a hotel. The use of large sizes on both floors and walls reduces the number of joints and broadens the perception of the space, harmoniously pairing walls and floors to create uninterrupted visual continuity.

Boost Mix Ivory arreda l'ampia e luminosa lobby di un hotel. L'utilizzo del grande formato, sia a pavimento che a rivestimento, diminuisce la quantità delle fughe e amplia la percezione dello spazio, legando armoniosamente, in continuità visiva e senza interruzioni, pareti e pavimenti.

Boost Mix Ivory décore le hall spacieux et lumineux d'un hôtel. L'utilisation du grand format, soit pour les sols que pour les murs, diminue le nombre de joints et augmente la perception de l'espace, en liant harmonieusement le sol au mur, sans interruption, en parfaite en continuité visuelle.

Boost Mix Ivory lässt eine Hotelloobby hell und freundlich wirken. Das an Wand und Boden verlegte Großformat reduziert die Fugenzahl und vergrößert den Raum optisch dadurch, das Wände und Böden scheinbar unterbrechungsfrei ineinander übergehen.

Boost Mix Ivory decora el amplio y luminoso vestíbulo de un hotel. El uso del gran formato para pavimentos y revestimientos reduce el número de juntas y amplía la percepción del espacio, uniéndolos armoniosamente con continuidad visual y sin interrupciones.

Boost Mix Ivory ярко украшает холл отеля. Использование большого формата на полах и стенах связывает их в одно гармоничное целое, уменьшает количество швов и визуально расширяет пространство.



© Ceramiche Atlas Concorde

FLOOR
Boost Mix **Ivory** Matte/Matt
120 x 120 cm | 47¹/₄" x 47¹/₄"

WALL
Boost Mix **Ivory** Matte/Matt
120 x 278 cm | 47¹/₄" x 109¹/₂"

WALL
Boost Natural **Ecrú** Matte/Matt
120 x 278 cm | 47¹/₄" x 109¹/₂"

WALL
Boost Natural **Cobalt** Matte/Matt
120 x 278 cm | 47¹/₄" x 109¹/₂"

INDEX



OVERVIEW



IMAGE GALLERY



RESIDENTIAL LIVING - Pearl

PRIVATE BATHROOM - Pearl

HOTEL LOBBY - Ivory

HOTEL SPA - Ivory

PANORAMIC SPA - Smoke

VILLA IN&OUT - Pearl

BUILDING FACADE - Pearl, Smoke

DESIGN THE PERFECT MATCH

PRODUCT RANGE & TECHNICAL SPECS.



BOOST WORLD



SUSTAINABILITY



THE BENEFITS OF CERAMIC TILES





PORCELAIN TILES ARE THE IDEAL SOLUTION FOR INTERIOR PROJECTS IN PUBLIC OR COMMERCIAL SPACES. THEY ARE HYGIENIC, EASY TO CLEAN AND SANITIZE, AND RESISTANT TO HIGH FOOT TRAFFIC.

IL GRES PORCELLANATO RAPPRESENTA LA SOLUZIONE IDEALE PER I PROGETTI DI INTERIOR DI SPAZI PUBBLICI O COMMERCIALI IN GENERE: È IGIENICO, FACILE DI PULIRE E SANIFICARE E RESISTE ALL'ELEVATO CALPESTIO.

LE GRÈS CÉRAMÉ REPRÉSENTE LA SOLUTION IDÉALE POUR LES PROJETS D'INTÉRIEUR D'ESPACES PUBLICS OU COMMERCIAUX. IL EST HYGIÉNIQUE, FACILE À NETTOYER ET À DÉSINFECTER, ET IL RÉSISTE AU TRAFIC INTENSE.

FEINSTEINZEUG IST DIE IDEALE LÖSUNG FÜR ÖFFENTLICHE ODER GEWERBLICHE INNENBEREICHE IM ALLGEMEINEN: ES IST HYGIENISCH, EINFACH ZU REINIGEN UND ZU DESINFIZIEREN, UND ES HÄLT AUCH INTENSIVER TRITTBELASTUNG STAND.

EL GRES PORCELÁNICO ES LA SOLUCIÓN IDEAL PARA PROYECTOS DE INTERIOR EN ESPACIOS PÚBLICOS O ESPACIOS COMERCIALES EN GENERAL: ES HIGIÉNICO, FÁCIL DE LIMPIAR E HIGIENIZAR Y RESISTE UN ALTO NIVEL DE PISADAS.

КЕРАМОГРАНИТ - ИДЕАЛЬНОЕ РЕШЕНИЕ ДЛЯ ОБЩЕСТВЕННЫХ И КОММЕРЧЕСКИХ ИНТЕРЬЕРОВ: ОН ГИГИЕНИЧЕН, ПРОСТ В УХОДЕ, УСТОЙЧИВ К ПЕШЕХОДНЫМ НАГРУЗКАМ.

FLOOR

Boost Mix **Ivory** Matte/Matt
120 x 120 cm | 47 1/4" x 47 1/4"

INDEX



OVERVIEW



IMAGE GALLERY



RESIDENTIAL LIVING - Pearl

PRIVATE BATHROOM - Pearl

HOTEL LOBBY - Ivory

HOTEL SPA - Ivory

PANORAMIC SPA - Smoke

VILLA IN&OUT - Pearl

BUILDING FACADE - Pearl, Smoke

DESIGN THE PERFECT MATCH

PRODUCT RANGE & TECHNICAL SPECS.



BOOST WORLD



SUSTAINABILITY



THE BENEFITS OF CERAMIC TILES





© Ceramiche Atlas Concorde

FLOOR

Boost Mix **Ivory** Matte/Matt
120 x 120 cm | 47 1/4" x 47 1/4"

WALL

Boost Mix **Ivory** Matte/Matt
120 x 278 cm | 47 1/4" x 109 1/2"

Boost Natural **Ecrú** Matte/Matt
120 x 278 cm | 47 1/4" x 109 1/2"

Boost Natural **Cobalt** Matte/Matt
120 x 278 cm | 47 1/4" x 109 1/2"



INDEX



OVERVIEW



IMAGE GALLERY



RESIDENTIAL LIVING - Pearl

PRIVATE BATHROOM - Pearl

HOTEL LOBBY - Ivory

HOTEL SPA - Ivory

PANORAMIC SPA - Smoke

VILLA IN&OUT - Pearl

BUILDING FACADE - Pearl, Smoke

DESIGN THE PERFECT MATCH

PRODUCT RANGE & TECHNICAL SPECS.



BOOST WORLD



SUSTAINABILITY



THE BENEFITS OF CERAMIC TILES



© Ceramiche Atlas Concorde

COMBINATIONS WITH THE COBALT COLOR OF THE BOOST NATURAL COLLECTION CREATE MODERN, ELEGANT VISUAL MOTIFS.

GLI ACCOSTAMENTI CON IL COLORE COBALT DELLA COLLEZIONE BOOST NATURAL CREANO DEI MOTIVI VISIVI MODERNI ED ELEGANTI.

LES COMBINAISONS AVEC LA COULEUR COBALT DE LA COLLECTION BOOST NATURAL CRÉENT DES MOTIFS VISUELS MODERNES ET ÉLÉGANTS.

KOMBINATIONEN MIT DER FARBE COBALT DER KOLLEKTION BOOST NATURAL ERZEUGEN MODERNE UND ELEGANTE VISUELLE MOTIVE.

LAS COMBINACIONES CON EL COLOR COBALTO DE LA COLECCIÓN BOOST NATURAL CREAN PATRONES VISUALES MODERNOS Y ELEGANTES.

СОЧЕТАНИЕ С ЦВЕТОМ COBALT КОЛЛЕКЦИИ BOOST NATURAL РОЖДАЕТ ЭЛЕГАНТНЫЕ И СОВРЕМЕННЫЕ МОТИВЫ.

FLOOR

Boost Mix **Ivory** Matte/Matt
120 x 120 cm | 47¹/₄" x 47¹/₄"

WALL

Boost Mix **Ivory** Matte/Matt
120 x 278 cm | 47¹/₄" x 109¹/₂"

Boost Natural **Cobalt** Matte/Matt
120 x 278 cm | 47¹/₄" x 109¹/₂"



© Ceramiche Atlas Concorde

INDEX



OVERVIEW



IMAGE GALLERY



RESIDENTIAL LIVING - Pearl

PRIVATE BATHROOM - Pearl

HOTEL LOBBY - Ivory

HOTEL SPA - Ivory

PANORAMIC SPA - Smoke

VILLA IN&OUT - Pearl

BUILDING FACADE - Pearl, Smoke

DESIGN THE PERFECT MATCH

PRODUCT RANGE & TECHNICAL SPECS.



BOOST WORLD



SUSTAINABILITY



THE BENEFITS OF CERAMIC TILES





FLOOR

Boost Mix **Ivory** Matte/Matt
120 x 120 cm | 47¹/₄" x 47¹/₄"

WALL

Boost Mix **Ivory** Matte/Matt
120 x 278 cm | 47¹/₄" x 109¹/₂"

© Ceramiche Atlas Concorde

INDEX



OVERVIEW



IMAGE GALLERY



RESIDENTIAL LIVING - Pearl

PRIVATE BATHROOM - Pearl

HOTEL LOBBY - Ivory

HOTEL SPA - Ivory

PANORAMIC SPA - Smoke

VILLA IN&OUT - Pearl

BUILDING FACADE - Pearl, Smoke

DESIGN THE PERFECT MATCH

PRODUCT
RANGE &
TECHNICAL
SPECS.



BOOST WORLD



SUSTAINABILITY



THE BENEFITS OF
CERAMIC TILES



A wellness area with a natural vibe that interacts and blends with the outdoor space through the large windows. Boost Mix Ivory creates warmth when combined with the wood effect of the Entice collection and lights up in contrast with the tone of the concrete-effect Boost Pro Clay.

Un'area wellness dall'atmosfera naturale, che attraverso le grandi vetrate dialoga e si fonde con lo spazio esterno. Boost Mix Ivory si scalda nell'accostamento con l'effetto legno della collezione Entice e si accende nel contrasto con la tonalità dell'effetto cemento Boost Pro Clay.

Un espace de bien-être à l'atmosphère naturelle qui dialogue et se fond dans l'espace extérieur à travers les grandes baies vitrées. Boost Mix Ivory apporte de la chaleur en association à l'effet bois de la collection Entice et est valorisée par le contraste avec la teinte de l'effet béton de Boost Pro Clay.

Ein Wellness-Bereich mit natürlicher Atmosphäre, dessen große Glasfronten mit der externen Umgebung dialogieren und verschmelzen. Boost Mix Ivory wirkt im Mix mit der Holzoptik-Kollektion Entice wärmer und im Kontrast mit der Zementoptik von Boost Pro Clay noch leuchtender.

Una zona de bienestar con un ambiente natural, que a través de los grandes ventanales dialoga y se funde con el espacio exterior. Boost Mix Ivory se aviva en combinación con el efecto madera de la colección Entice y se ilumina en el contraste con el tono de efecto hormigón de Boost Pro Clay.

СПА-салон пронизан натуральной атмосферой и через панорамные окна сливается в одно целое с наружным пространством. Boost Mix Ivory становится еще теплее рядом с эффектом дерева коллекции Entice и озаряется светом в контрасте с эффектом цемента Boost Pro Clay.



INDEX



OVERVIEW



IMAGE GALLERY



RESIDENTIAL LIVING - Pearl

PRIVATE BATHROOM - Pearl

HOTEL LOBBY - Ivory

HOTEL SPA - Ivory

PANORAMIC SPA - Smoke

VILLA IN&OUT - Pearl

BUILDING FACADE - Pearl, Smoke

DESIGN THE PERFECT MATCH

PRODUCT RANGE & TECHNICAL SPECS.



BOOST WORLD



SUSTAINABILITY



THE BENEFITS OF CERAMIC TILES



© Ceramiche Atlas Concorde

FLOOR
Boost Mix Ivory Matte/Matt
120 x 120 cm | 47 1/4" x 47 1/4"

WALL
Boost Mix Ivory Matte/Matt
120 x 278 cm | 47 1/4" x 109 1/2"

SENSITECH IS ATLAS CONCORDE'S NEW PORCELAIN TILE SURFACE FOR INTERIORS THAT COMBINES HIGH SLIP RESISTANCE WITH ORIGINAL TACTILE SOFTNESS, ENSURING EASY CLEANING AND MAINTENANCE.

SENSITECH È LA NUOVA SUPERFICIE DI ATLAS CONCORDE IN GRES PORCELLANATO PER INTERNI CHE ASSOCIA LE ELEVATE PRESTAZIONI DI RESISTENZA ALLO SCIVOLAMENTO AD UN'INEDITA MORBIDEZZA TATTILE, GARANTENDO FACILITÀ DI PULIZIA E MANUTENZIONE.

SENSITECH EST LA NOUVELLE SURFACE EN GRÈS CÉRAME POUR L'INTÉRIEUR D'ATLAS CONCORDE, QUI ALLIE DE HAUTES PERFORMANCES DE RÉSISTANCE À LA GLISSADE À UNE DOUCEUR TACTILE INÉDITE, ET EN OFFRANT UNE GRANDE FACILITÉ D'ENTRETIEN.

SENSITECH IST EIN NEUER INNENBELAG AUS FEINSTEINZEUG VON ATLAS CONCORDE, DER HOHE RUTSCHFESTIGKEIT MIT EINER UNGEWÖHNLICH WEICHEN HAPTIK VEREINT UND DAHER GARANTIERT PFLEGELEICHT UND EINFACH ZU REINIGEN IST.

SENSITECH ES LA NUEVA SUPERFICIE DE ATLAS CONCORDE EN GRES PORCELÁNICO PARA INTERIORES QUE COMBINA UNA ALTA RESISTENCIA AL DESLIZAMIENTO CON UNA SUAVIDAD TÁCTIL SIN PRECEDENTES, GARANTIZANDO UNA FÁCIL LIMPIEZA Y MANTENIMIENTO.

SENSITECH OT ATLAS CONCORDE - ЭТО НОВАЯ КЕРАМОГРАНИТНАЯ ПОВЕРХНОСТЬ ДЛЯ ИНТЕРЬЕРОВ, КОТОРАЯ СОЧЕТАЕТ ВЫСОКОЕ СОПРОТИВЛЕНИЕ СКОЛЬЖЕНИЮ И УДИВИТЕЛЬНУЮ МЯГКОСТЬ НА ОЩУПЬ, ОБЕСПЕЧИВАЯ ПРИ ЭТОМ ПРОСТОТУ ЧИСТКИ И УХОДА.

FLOOR

Boost Mix **Ivory** Matte/Matt
120 x 120 cm | 47 1/4" x 47 1/4"



© Ceramiche Atlas Concorde



INDEX



OVERVIEW



IMAGE GALLERY



RESIDENTIAL LIVING - Pearl

PRIVATE BATHROOM - Pearl

HOTEL LOBBY - Ivory

HOTEL SPA - Ivory

PANORAMIC SPA - Smoke

VILLA IN&OUT - Pearl

BUILDING FACADE - Pearl, Smoke

DESIGN THE PERFECT MATCH

PRODUCT RANGE & TECHNICAL SPECS.



BOOST WORLD



SUSTAINABILITY



THE BENEFITS OF CERAMIC TILES



THE EARTHINESS AND COLORS OF ATLAS CONCORDE HABITAT MASTERTOP INTEGRATES WITH THE OTHER SURFACES OF THE COLLECTION.

IL MASTERTOP DI ATLAS CONCORDE HABITAT SI INTEGRA NELL'AMBIENTE IN COORDINAMENTO MATERICO E CROMATICO CON LE ALTRE SUPERFICI DELLA COLLEZIONE.

LE MASTERTOP D'ATLAS CONCORDE HABITAT S'INTÈGRE DANS L'ESPACE, DANS UNE COMPOSITION CHROMATIQUE ET DE MATIÈRE COORDONNÉE AUX AUTRES SURFACES DE LA COLLECTION.

MASTERTOP VON ATLAS CONCORDE HABITAT FÜGT SICH PERFEKT IN DEN RAUM EIN, DENN ES IST SOWOHL VOM MATERIAL HER ALS AUCH FARBLICH PERFEKT AUF DIE BELÄGE DER KOLLEKTION ABGESTIMMT.

EL MASTERTOP POR ATLAS CONCORDE HABITAT INTEGRA EN EL AMBIENTE EN COMBINACIÓN MATERIAL Y CROMÁTICA CON LAS DEMÁS SUPERFICIES DE LA COLECCIÓN.

MASTERTOP ЛИНЕЙКИ ATLAS CONCORDE HABITAT ГАРМОНИЧНО ВПИСЫВАЕТСЯ В ИНТЕРЬЕР, ВТОРЯ ЦВЕТАМ И РИСУНКАМ ДРУГИХ КОЛЛЕКЦИЙ.



FLOOR

Boost Mix **Ivory Matte/Matt**
120 x 120 cm | 47¹/₄" x 47¹/₄"

Entice **Copper Oak Natural Grip**
20 x 120 cm | 7⁷/₈" x 47¹/₄"

WALL

Boost Mix **Ivory Matte/Matt**
120 x 278 cm | 47¹/₄" x 109¹/₂"

SINK

Atlas Concorde Habitat
Mastertop 180 x 50 x 12 cm
70⁷/₈" x 19⁵/₈" x 4³/₄"
Boost Mix **Ivory Matte/Matt**



INDEX



OVERVIEW



IMAGE GALLERY



RESIDENTIAL LIVING - Pearl

PRIVATE BATHROOM - Pearl

HOTEL LOBBY - Ivory

HOTEL SPA - Ivory

PANORAMIC SPA - Smoke

VILLA IN&OUT - Pearl

BUILDING FACADE - Pearl, Smoke

DESIGN THE PERFECT MATCH

PRODUCT RANGE & TECHNICAL SPECS.



BOOST WORLD



SUSTAINABILITY



THE BENEFITS OF CERAMIC TILES





THE SURFACES OF BOOST MIX IVORY COMBINE WITH THE WARMTH OF THE CONCRETE-EFFECT BOOST PRO CLAY TO CREATE AN ELEGANT ARRAY OF COLORS AND MATERIALS.

LE SUPERFICI DI BOOST MIX IVORY SI ABBINANO ALLA TONALITÀ CALDA DELL'EFFETTO CEMENTO DI BOOST PRO CLAY, IN UN ELEGANTE RICHIAMO DI COLORI E MATERIALI.

LES CARREAUX DE BOOST MIX IVORY S'ASSOCIENT À LA TEINTE CHAUDE DE L'EFFET BÉTON DE BOOST PRO CLAY, AVEC UNE SUGGESTION ÉLÉGANTE DE COULEURS ET DE MATIÈRES.

BOOST MIX IVORY HIER MIT DEM WARMEN FARBTON DER ZEMENTOPTIK VON BOOST PRO CLAY - EIN ELEGANTER DIALOG ZWISCHEN FARBEN UND MATERIALIEN.

LAS SUPERFICIES DE BOOST MIX IVORY SE COMBINAN CON EL CÁLIDO EFECTO CEMENTO DE BOOST PRO CLAY EN UNA ELEGANTE COMBINACIÓN DE COLORES Y MATERIALES.

ПОВЕРХНОСТИ BOOST MIX IVORY И ТЕПЛЫЙ ЦЕМЕНТНЫЙ ЭФФЕКТ BOOST PRO CLAY ОБРАЗУЮТ ЭЛЕГАНТНОЕ СОЧЕТАНИЕ ТОНОВ И МАТЕРИАЛОВ.

FLOOR

Boost Mix **Ivory** Matte/Matt
120 x 120 cm | 47¹/₄" x 47¹/₄"

WALL

Boost Mix **Ivory** Matte/Matt
120 x 278 cm | 47¹/₄" x 109¹/₂"

Boost Mix **Mosaico Slide Ivory** Matte/Matt
29 x 32,6 cm cm | 11³/₈" x 12³/₄"

COUNTER

Boost Pro **Clay** Matte/Matt
120 x 278 cm | 47¹/₄" x 109¹/₂"

[INDEX](#)

[OVERVIEW](#)

[IMAGE GALLERY](#)


RESIDENTIAL LIVING - Pearl

PRIVATE BATHROOM - Pearl

HOTEL LOBBY - Ivory

HOTEL SPA - Ivory

PANORAMIC SPA - Smoke

VILLA IN&OUT - Pearl

BUILDING FACADE - Pearl, Smoke

DESIGN THE PERFECT MATCH

[PRODUCT RANGE & TECHNICAL SPECS.](#)

[BOOST WORLD](#)

[SUSTAINABILITY](#)

[THE BENEFITS OF CERAMIC TILES](#)


Boost Mix Smoke is the key to a private, enveloping spa. The combination with the pale colors of Boost White creates an elegant chiaroscuro effect that conveys lightness in the hammam area, while the inclusion of wood-effect wall tiles from the Exence collection adds a warm, intense tone.

Boost Mix Smoke è protagonista di un ambiente spa intimo e avvolgente. L'abbinamento con le cromie chiare di Boost White crea un elegante effetto di chiaroscuro che infonde leggerezza alla zona hammam, mentre l'inserimento dei rivestimenti effetto legno della collezione Exence aggiunge un tono caldo e intenso.

Boost Mix Smoke est la protagoniste d'un spa intime et enveloppant. L'association avec les couleurs claires de Boost White crée un effet de clair-obscur élégant qui donne de la légèreté à la zone hammam, tandis que l'insertion des carreaux muraux effet bois de la collection Exence apporte une tonalité chaude et élégante.

Boost Mix Smoke erzeugt ein einladendes Spa-Ambiente zum Wohlfühlen. Aus der Kombination mit den hellen Nuancen von Boost White entsteht ein eleganter Hell-Dunkel-Effekt, der dem Hammam-Bereich Leichtigkeit verleiht. Die Wandbeläge mit Holzoptik aus der Kollektion Exence fügen eine warme, intensive Note hinzu.

Boost Mix Smoke es protagonista de un ambiente de spa íntimo y envolvente. La combinación con los colores claros de Boost White crea un elegante efecto de claroscuros que infunde ligereza a la zona del hammam, mientras que la inclusión de los revestimientos efecto madera de la colección Exence añade un tono cálido e intenso.

Boost Mix Smoke наполняет интерьер СПА обволакивающим уютом. Сочетание со светлыми тонами Boost White создает элегантный контраст, который наполняет зону хаммама легкостью, а включение эффекта дерева коллекции Exence добавляет тепла.



© Ceramiche Atlas Concorde

FLOOR
Boost Mix **Smoke** Matte/Matt
120 x 120 cm | 47¹/₄" x 47¹/₄"

WALL
Boost Mix **Smoke** Matte/Matt
120 x 278 cm | 47¹/₄" x 109¹/₂"

WALL
Boost **White** Matte/Matt
120 x 278 cm | 47¹/₄" x 109¹/₂"

WALL
Exence **Almond** Matte/Matt
18,5 x 150 cm | 7¹/₄" x 59"

INDEX



OVERVIEW



IMAGE GALLERY



RESIDENTIAL LIVING - Pearl

PRIVATE BATHROOM - Pearl

HOTEL LOBBY - Ivory

HOTEL SPA - Ivory

PANORAMIC SPA - Smoke

VILLA IN&OUT - Pearl

BUILDING FACADE - Pearl, Smoke

DESIGN THE PERFECT MATCH

PRODUCT RANGE & TECHNICAL SPECS.



BOOST WORLD



SUSTAINABILITY



THE BENEFITS OF CERAMIC TILES





© Ceramiche Atlas Concorde

FLOOR

Boost Mix **Smoke** Matte/Matt
120 x 120 cm | 47 1/4" x 47 1/4"

WALL

Boost Mix **Smoke** Matte/Matt
120 x 278 cm | 47 1/4" x 109 1/2"

Boost **White** Matte/Matt
120 x 278 cm | 47 1/4" x 109 1/2"



© Ceramiche Atlas Concorde

INDEX



OVERVIEW



IMAGE GALLERY



- RESIDENTIAL LIVING - Pearl
- PRIVATE BATHROOM - Pearl
- HOTEL LOBBY - Ivory
- HOTEL SPA - Ivory

PANORAMIC SPA - Smoke

VILLA IN&OUT - Pearl

BUILDING FACADE - Pearl, Smoke

DESIGN THE PERFECT MATCH

PRODUCT RANGE & TECHNICAL SPECS.



BOOST WORLD



SUSTAINABILITY



THE BENEFITS OF CERAMIC TILES





© Ceramiche Atlas Concorde

THE LARGE SIZE, USED BOTH ON THE FLOOR AND ON THE WALL, ENHANCES THE OVERALL PERCEPTION OF VOLUME, PROJECTING IT OUTDOORS THROUGH THE LARGE GLASS WINDOW.

IL GRANDE FORMATO, UTILIZZATO SIA A PAVIMENTO CHE A RIVESTIMENTO, ESALTA LA PERCEZIONE MONOLITICA DEI VOLUMI PROIETTANDOLA ANCHE ALL'ESTERNO ATTRAVERSO LA GRANDE VETRATA.

LE GRAND FORMAT, UTILISÉ POUR LE SOL ET LES MURS, EXALTE LA PERCEPTION MONOLITHIQUE DES VOLUMES, EN LA PROJETANT ÉGALEMENT À L'EXTÉRIEUR À TRAVERS LA GRANDE BAIE VITRÉE.

DAS GROSSFORMAT AN WAND UND BODEN UNTERSTREICHT DIE EINHEITLICHE WAHRNEHMUNG DER BAULICHEN VOLUMEN UND FÜHRT SIE DURCH DIE GROSSE GLASFRONT BIS NACH DRAUSSEN FORT.

EL GRAN FORMATO, UTILIZADO TANTO COMO PAVIMENTO QUE COMO RIVESTIMIENTO, REALZA LA PERCEPCIÓN MONOLÍTICA DE LOS VOLÚMENES, PROYECTÁNDOLA HACIA EL EXTERIOR A TRAVÉS DE LA GRAN VIDRIERA.

БОЛЬШОЙ ФОРМАТ, УЛОЖЕННЫЙ НА ПОЛАХ И СТЕНАХ, ЗАСТАВЛЯЕТ ВОСПРИНИМАТЬ ОБЪЕМЫ КАК ЕДИНОЕ ЦЕЛОЕ. ПАНОРАМНЫЕ ОКНА ТАКЖЕ ДАЮТ ОЩУЩЕНИЕ ЕДИНЕНИЯ, ТРАНСЛИРУЯ ПРОЕКТ ИЗ ПОМЕЩЕНИЯ НА УЛИЦУ.



© Ceramiche Atlas Concorde

OUTDOOR

FLOOR
Boost Mix **Smoke** Outdoor ± 20 mm
120 x 120 cm | 47 $\frac{1}{4}$ " x 47 $\frac{1}{4}$ "

WALL
Boost Mix **Smoke** Matte/Matt
120 x 278 cm | 47 $\frac{1}{4}$ " x 109 $\frac{1}{2}$ "

INDOOR

FLOOR
Boost Mix **Smoke** Matte/Matt
120 x 120 cm | 47 $\frac{1}{4}$ " x 47 $\frac{1}{4}$ "

WALL
Boost Mix **Smoke** Matte/Matt
120 x 278 cm | 47 $\frac{1}{4}$ " x 109 $\frac{1}{2}$ "

INDEX



OVERVIEW



IMAGE GALLERY




- RESIDENTIAL LIVING - Pearl
- PRIVATE BATHROOM - Pearl
- HOTEL LOBBY - Ivory
- HOTEL SPA - Ivory

PANORAMIC SPA - Smoke

VILLA IN&OUT - Pearl

BUILDING FACADE - Pearl, Smoke
DESIGN THE PERFECT MATCH

PRODUCT RANGE & TECHNICAL SPECS.



BOOST WORLD



SUSTAINABILITY



THE BENEFITS OF CERAMIC TILES





INDEX



OVERVIEW



IMAGE GALLERY



RESIDENTIAL LIVING - Pearl

PRIVATE BATHROOM - Pearl

HOTEL LOBBY - Ivory

HOTEL SPA - Ivory

PANORAMIC SPA - Smoke

VILLA IN&OUT - Pearl

BUILDING FACADE - Pearl, Smoke

DESIGN THE PERFECT MATCH

PRODUCT
RANGE &
TECHNICAL
SPECS.

BOOST WORLD



SUSTAINABILITY

THE BENEFITS OF
CERAMIC TILES

BOOST MIX SMOKE HAS A DARK GRAY BODY THAT EMPHASIZES THE DENSE GRAIN AND A STRONG, EARTHY COMPONENT. USED ON THE FLOOR, IT GIVES ROOMS AN INTENSE, DECISIVE, AND SOPHISTICATED LOOK.

BOOST MIX SMOKE SI CARATTERIZZA PER LA SUA PASTA DI FONDO GRIGIO SCURO CHE METTE IN RISALTO LA GRANA DENSA E LA FORTE COMPONENTE MATERICA. USATO A PAVIMENTO, DONA AGLI AMBIENTI UN LOOK INTENSO, DECISO E SOFISTICATO.

BOOST MIX SMOKE EST CARACTÉRISÉE PAR SA PÂTE DE FOND GRIS FONCÉ QUI MET EN RELIEF LA DENSITÉ DE LA GRANULOMÉTRIE AINSI QUE L'IMPACT APPORTÉ PAR LE MATÉRIAU. POSÉE SUR LE SOL, ELLE DONNE UN LOOK INTENSE ET SOPHISTIQUÉ À L'ESPACE.

BOOST MIX SMOKE ZEICHNET SICH DURCH SEINE DUNKELGRAUE GRUNDMASSE AUS, DIE DIE MARKANTE KÖRNUNG UND DEN INTENSIV STOFFLICHEN ASPEKT NOCH UNTERSTREICHT. ALS BODENBELAG SCHENKT ES DEN RÄUMEN EINEN INTENSIVEN, MARKANTEN UND ZUGLEICH EDLEN LOOK.

BOOST MIX SMOKE SE CARACTERIZA POR SU PASTA BASE DE COLOR GRIS OSCURO, QUE RESALTA SU GRANO DENSO Y SU FUERTE COMPONENTE MATERIAL. UTILIZADO EN EL PAVIMENTO OTORGA A LAS HABITACIONES UN LOOK INTENSO, FUERTE Y SOFISTICADO.

BOOST MIX SMOKE ХАРАКТЕРИЗУЕТСЯ ТЕМНО-СЕРЫМ ФОНОМ, КОТОРЫЙ ЭФФЕКТНО ПОДЧЕРКИВАЕТ ПЛОТНУЮ ЗЕРНИСТОСТЬ И ФАКТУРНОСТЬ МАТЕРИАЛА. ЕСЛИ УЛОЖИТЬ ЭТУ ПЛИТКУ НА ПОЛ, ИНТЕРЬЕР ПРИОБРЕТЕТ НАСЫЩЕННЫЙ ИЗЫСКАННЫЙ ВИД.

FLOOR

Boost Mix **Smoke** Matte/Matt
120 x 120 cm | 47 1/4" x 47 1/4"



© Ceramiche Atlas Concorde

FLOOR
 Boost Mix **Smoke** Matte/Matt
 120 x 120 cm | 47 1/4" x 47 1/4"

WALL
 Boost Mix **Smoke** Matte/Matt
 120 x 278 cm | 47 1/4" x 109 1/2"
 Exence **Almond** Matte/Matt
 18,5 x 150 cm | 7 1/4" x 59"

SINK
 Atlas Concorde Habitat
 Mastertop 180 x 50 x 12 cm | 70 7/8" x 19 5/8" x 4 3/4"
 Boost Mix **Smoke** Matte/Matt

INDEX



OVERVIEW



IMAGE GALLERY



- RESIDENTIAL LIVING - Pearl
- PRIVATE BATHROOM - Pearl
- HOTEL LOBBY - Ivory
- HOTEL SPA - Ivory

PANORAMIC SPA - Smoke

VILLA IN&OUT - Pearl

BUILDING FACADE - Pearl, Smoke

DESIGN THE PERFECT MATCH

PRODUCT RANGE & TECHNICAL SPECS.



BOOST WORLD



SUSTAINABILITY



THE BENEFITS OF CERAMIC TILES





OUTDOOR

FLOOR

Boost Mix **Pearl** Outdoor ± 20 mm
120 x 120 cm | 47 $\frac{1}{4}$ " x 47 $\frac{1}{4}$ "

WALL

Boost **Smoke** Matte/Matt
120 x 278 cm | 47 $\frac{1}{4}$ " x 109 $\frac{1}{2}$ "

© Ceramiche Atlas Concorde

INDEX



OVERVIEW



IMAGE GALLERY



RESIDENTIAL LIVING - Pearl

PRIVATE BATHROOM - Pearl

HOTEL LOBBY - Ivory

HOTEL SPA - Ivory

PANORAMIC SPA - Smoke

VILLA IN&OUT - Pearl

BUILDING FACADE - Pearl, Smoke

DESIGN THE PERFECT MATCH

PRODUCT
RANGE &
TECHNICAL
SPECS.

BOOST WORLD



SUSTAINABILITY

THE BENEFITS OF
CERAMIC TILES

Boost Mix is ideal for the design of spaces that seek a continuous relationship between the home and surrounding nature.

The stylistic continuity between the interior and the exterior thanks to the Pearl shade complements the superior performance of the porcelain tiles with the natural esthetic appeal of stone.

Boost Mix si inserisce nella progettazione di spazi architettonici che ricercano un rapporto continuo tra la casa e la natura circostante. La continuità stilistica tra interno ed esterno è resa possibile grazie a Boost Mix Pearl, che aggiunge alla dimensione estetica naturale della pietra l'alto contenuto prestazionale del gres porcellanato.

Boost Mix s'insère dans la conception d'espaces architecturaux qui cherchent un lien entre la maison et la nature environnante. La continuité stylistique entre l'intérieur et l'extérieur a été rendue possible avec la teinte Pearl qui conjugue la dimension esthétique naturelle de la pierre avec les hautes performances du grès cérame.

Boost Mix wendet sich an Planer und Architekten, die den Dialog zwischen Wohnbereich und umliegender Natur suchen. Die natürliche Steinoptik und die durch den Farbton Pearl entstehende stilistische Kontinuität zwischen Innen und Außen werden noch um die Leistungsstärke des Feinsteinzeugs ergänzt.

Boost Mix entra en el diseño de espacios arquitectónicos que buscan una relación continua entre la vivienda y su entorno natural. La continuidad estilística entre el interior y el exterior, gracias a la tonalidad Pearl, añade el alto rendimiento del gres porcelánico a la dimensión estética natural de la piedra.

Коллекция Boost Mix идеальна для проектов, стремящихся к единению дома и окружающей природы. Плитка цвета Pearl, связывает интерьер и улицу в одно стилистическое целое и добавляет к натуральному рисунку камня высокие эксплуатационные характеристики керамогранита.

A NON-SLIP GRIP FINISH AND 20 MM THICKNESS MAKE IT POSSIBLE TO SAFELY EXTEND THE INTERIOR OUTDOORS, EXPANDING DESIGN POSSIBILITIES.

LA FINITURA ANTISCIVOLO GRIP E LO SPESSORE 20 MM PERMETTONO DI AVERE CONTINUITÀ ESTETICA ANCHE VERSO L'ESTERNO, IN SICUREZZA E CONTINUITÀ, AMPLIANDO LE POSSIBILITÀ PROGETTUALI.

LA FINITION GRIP ANTIGLISSE ET L'ÉPAISSEUR DE 20 MM PERMETTENT ÉGALEMENT D'OBTENIR UNE CONTINUITÉ ESTHÉTIQUE VERS L'EXTÉRIEUR, EN CONTINUITÉ ET EN TOUTE SÉCURITÉ, EN ÉLARGISSANT LES POSSIBILITÉS DE LA CONCEPTION.

DIE OBERFLÄCHE GRIP UND DIE STÄRKE 20 MM SORGEN AUCH IM FREIEN FÜR OPTISCHE KONTINUITÄT UND ABSOLUTE SICHERHEIT, UND SIE BIETEN DEM PLANER VIELE MÖGLICHKEITEN.

EL ACABADO ANTIDESLIZANTE GRIP Y EL ESPESOR DE 20 MM PERMITEN UNA CONTINUIDAD ESTÉTICA CON EL EXTERIOR, AMPLIANDO DE FORMA SEGURA Y SIN FISURAS LAS POSIBILIDADES DE DISEÑO.

ПРОТИВОСКОЛЬЗЯЩАЯ ПОВЕРХНОСТЬ GRIP И ТОЛЩИНА 20 ММ РАСШИРЯЮТ ДИЗАЙНЕРСКИЙ ПОТЕНЦИАЛ КОЛЛЕКЦИИ, ПОЗВОЛЯЯ ОФОРМИТЬ НАРУЖНЫЕ ПРОСТРАНСТВА БЕЗОПАСНО И В ГАРМОНИИ СО СТИЛЕМ ИНТЕРЬЕРОВ.

OUTDOOR

FLOOR

Boost Mix **Pearl** Outdoor \pm 20 mm
120 x 120 cm | 47¹/₄" x 47¹/₄"

WALL

Boost **Smoke** Matte/Matt
120 x 278 cm | 47¹/₄" x 109¹/₂"



© Ceramiche Atlas Concorde

INDEX



OVERVIEW



IMAGE GALLERY



- RESIDENTIAL LIVING - Pearl
- PRIVATE BATHROOM - Pearl
- HOTEL LOBBY - Ivory
- HOTEL SPA - Ivory
- PANORAMIC SPA - Smoke
- VILLA IN&OUT - Pearl

BUILDING FACADE - Pearl, Smoke
DESIGN THE PERFECT MATCH

PRODUCT RANGE & TECHNICAL SPECS.



BOOST WORLD



SUSTAINABILITY



THE BENEFITS OF CERAMIC TILES





© Ceramiche Atlas Concorde

THE WIDE RANGE OF SPECIAL PIECES WITH A 20 MM THICKNESS - COMPLETE WITH STEPS, POOL EDGES, AND CONNECTING ELEMENTS - ALLOWS YOU TO PERFECT THE PROJECT IN ALL ITS PARTS.

L'AMPIA GAMMA DI PEZZI SPECIALI 20 MM, COMPLETA DI GRADINI, BORDI PISCINA ED ELEMENTI DI RACCORDO, CONSENTE DI PERFEZIONARE IL PROGETTO IN TUTTE LE SUE PARTI.

LA VASTE GAMME DES PIÈCES SPÉCIALES DE 20 MM, COMPLÈTE DE MARCHES, BORDS DE PISCINE ET D'ÉLÉMENTS DE RACCORD, PERMET DE PERFECTIONNER CHAQUE VOLET DU PROJET.

DAS GROSSE ANGEBOT AN 20 MM STARKEN FORMSTÜCKEN UMFASST STUFENPLATTEN, SCHWIMMBECKENRÄNDER UND ANSCHLUSSELEMENTE UND ERLAUBT DAMIT DIE PERFEKTE AUSFÜHRUNG DES PROJEKTS BIS INS KLEINSTE DETAIL.

LA AMPLIA GAMA DE PIEZAS ESPECIALES DE 20 MM, CON ESCALONES, BORDES DE PISCINA Y ELEMENTOS DE UNIÓN, LE PERMITE PERFECCIONAR SU PROYECTO EN TODAS SUS PARTES.

ШИРОКАЯ ГАММА СПЕЦИАЛЬНЫХ ЭЛЕМЕНТОВ ТОЛЩИНОЙ 20 ММ, ВКЛЮЧАЮЩАЯ СТУПЕНИ, КРОМКИ ДЛЯ БАССЕЙНОВ, СОЕДИНИТЕЛЬНЫЕ ЭЛЕМЕНТЫ, ПОМОГАЕТ ПРИДАТЬ ПРОЕКТУ ЗАВЕРШЕННОСТЬ.



© Ceramiche Atlas Concorde

OUTDOOR

FLOOR

Boost Mix **Pearl** Outdoor \pm 20 mm
120 x 120 cm | 47 1/4" x 47 1/4"

INDEX



OVERVIEW




IMAGE GALLERY



- RESIDENTIAL LIVING - Pearl
- PRIVATE BATHROOM - Pearl
- HOTEL LOBBY - Ivory
- HOTEL SPA - Ivory
- PANORAMIC SPA - Smoke
- VILLA IN&OUT - Pearl

BUILDING FACADE - Pearl, Smoke
DESIGN THE PERFECT MATCH

PRODUCT RANGE & TECHNICAL SPECS.



BOOST WORLD



SUSTAINABILITY



THE BENEFITS OF CERAMIC TILES



INDEX



© Ceramiche Atlas Concorde

FLOOR

Boost Mix **Pearl** Matte/Matt
120 x 120 cm | 47¹/₂" x 47¹/₂"

WALL

Boost Mix **Pearl** Matte/Matt
120 x 278 cm | 47¹/₂" x 109¹/₂"



© Ceramiche Atlas Concorde

OVERVIEW



IMAGE GALLERY



- RESIDENTIAL LIVING - Pearl
- PRIVATE BATHROOM - Pearl
- HOTEL LOBBY - Ivory
- HOTEL SPA - Ivory
- PANORAMIC SPA - Smoke
- VILLA IN&OUT - Pearl

BUILDING FACADE - Pearl, Smoke
DESIGN THE PERFECT MATCH

PRODUCT RANGE & TECHNICAL SPECS.



BOOST WORLD



SUSTAINABILITY



THE BENEFITS OF CERAMIC TILES





© Ceramiche Atlas Concorde



© Ceramiche Atlas Concorde

FLOOR

Boost Mix **Pearl** Matte/Matt
120 x 120 cm | 47 1/4" x 47 1/4"

WALL

Boost Mix **Pearl** Matte/Matt
120 x 278 cm | 47 1/4" x 109 1/2"

Boost Mix **Smoke** Matte/Matt
120 x 278 cm | 47 1/4" x 109 1/2"

INDEX



OVERVIEW



IMAGE GALLERY



RESIDENTIAL LIVING - Pearl

PRIVATE BATHROOM - Pearl

HOTEL LOBBY - Ivory

HOTEL SPA - Ivory

PANORAMIC SPA - Smoke

VILLA IN&OUT - Pearl

BUILDING FACADE - Pearl, Smoke

DESIGN THE PERFECT MATCH

PRODUCT RANGE & TECHNICAL SPECS.



BOOST WORLD



SUSTAINABILITY



THE BENEFITS OF CERAMIC TILES





- RESIDENTIAL LIVING - Pearl
- PRIVATE BATHROOM - Pearl
- HOTEL LOBBY - Ivory
- HOTEL SPA - Ivory
- PANORAMIC SPA - Smoke
- VILLA IN&OUT - Pearl
- BUILDING FACADE - Pearl, Smoke
- DESIGN THE PERFECT MATCH

The combination of Pearl and Smoke shades of Boost Mix bring out the esthetic and architectural value of a Milanese building; sculpting it in time and history.

L'abbinamento tra le tonalità Pearl e Smoke di Boost Mix aumenta il pregio estetico e architettonico di un edificio milanese e lo scolpisce nel tempo e nella storia.

L'association entre les teintes Pearl et Smoke de Boost Mix augmente la qualité esthétique et architecturale d'un immeuble milanais et l'inscrit dans le temps et l'histoire.

Die Kombination der Farbtöne Pearl und Smoke von Boost Mix steigert das optische und architektonische Prestige eines Mailänder Gebäudes und unterstreicht seine Bedeutung in Zeit und Geschichte.

La combinación de los tonos Pearl y Smoke de Boost Mix aumenta el valor estético y arquitectónico de un edificio milanés y lo esculpe en el tiempo y la historia.

Сочетание цветов Pearl и Smoke коллекции Boost Mix усиливают архитектурно-эстетическую ценность миланского здания, запечатлевая ее во времени.

FACADE

Boost Mix **Pearl** Matte/Matt
120 x 278 cm | 47¹/₄" x 109¹/₂"

Boost Mix **Smoke** Matte/Matt
120 x 278 cm | 47¹/₄" x 109¹/₂"

FLOOR

Boost Mix **Pearl** Outdoor 20 mm
120 x 120 cm | 47¹/₄" x 47¹/₄"




FACADE

Boost Mix **Pearl** Matte/Matt
120 x 278 cm | 47 1/4" x 109 1/2"

Boost Mix **Smoke** Matte/Matt
120 x 278 cm | 47 1/4" x 109 1/2"

FLOOR

Boost Mix **Pearl** Outdoor ± 20 mm
120 x 120 cm | 47 1/4" x 47 1/4"



INDEX



OVERVIEW



IMAGE GALLERY



RESIDENTIAL LIVING - Pearl

PRIVATE BATHROOM - Pearl

HOTEL LOBBY - Ivory

HOTEL SPA - Ivory

PANORAMIC SPA - Smoke

VILLA IN&OUT - Pearl

BUILDING FACADE - Pearl, Smoke

DESIGN THE PERFECT MATCH

PRODUCT RANGE & TECHNICAL SPECS.



BOOST WORLD



SUSTAINABILITY



THE BENEFITS OF CERAMIC TILES




DESIGN THE PERFECT MATCH

Interior 01 – Residential Living



- A**
Boost Mix Pearl
120x120 cm | 47¹/₄"x47¹/₄"
- B**
Boost Mix Pearl
120x278 cm | 47¹/₄"x109¹/₂"
- C**
Boost Pearl
120x278 cm | 47¹/₄"x109¹/₂"
- D**
Boost Tarmac
120x278 cm | 47¹/₄"x109¹/₂"
- E**
Boost Smoke Atlas Plan
162x324 cm | 63³/₄" x 127¹/₂"

Interior 02 – Private Bathroom




- A**
Boost Mix Pearl
120x120 cm | 47¹/₄"x47¹/₄"
- B**
Boost Mix Pearl
120x278 cm | 47¹/₄"x109¹/₂"
- C**
Boost White
120x278 cm | 47¹/₄"x109¹/₂"
- D**
Entice Copper Oak Natural
20x120 cm | 7⁷/₈"x47¹/₄"

Interior 03 – Hotel Lobby



- A**
Boost Mix Ivory
120x120 cm | 47¹/₄"x47¹/₄"
- B**
Boost Mix Ivory
120x278 cm | 47¹/₄"x109¹/₂"
- C**
Boost Natural Ecu
120x278 cm | 47¹/₄"x109¹/₂"
- D**
Boost Natural Cobalt
120x278 cm | 47¹/₄"x109¹/₂"


Interior 04 – Hotel Spa



Design the perfect match

- A**
Boost Mix Ivory
120x120 cm | 47¹/₄"x47¹/₄"
- B**
Boost Mix Ivory
120x278 cm | 47¹/₄"x109¹/₂"
- C**
Boost Pro Clay
120x278 cm | 47¹/₄"x109¹/₂"
- D**
Entice Copper Oak Natural
20x120 cm | 7⁷/₈"x47¹/₄"
- E**
Boost Mix Mosaico Slide Ivory
29x32,6 cm | 11³/₈"x12³/₄"

Interior 05 – Panoramic Spa




- A**
Boost Mix Smoke
120x120 cm | 47¹/₄"x47¹/₄"
- B**
Boost Mix Smoke
120x278 cm | 47¹/₄"x109¹/₂"
- C**
Boost White
120x278 cm | 47¹/₄"x109¹/₂"
- D**
Exence Almond
18,5x150 cm | 7¹/₈"x59"

Indoor-Outdoor 06 – Villa In&Out



- A**
Boost Mix Pearl
120x120 cm | 47¹/₄"x47¹/₄"
Outdoor ± 20 mm
- B**
Boost Mix Pearl
120x120 cm | 47¹/₄"x47¹/₄"
- C**
Boost Mix Pearl
120x278 cm | 47¹/₄"x109¹/₂"
- D**
Boost Mix Smoke
120x278 cm | 47¹/₄"x109¹/₂"
- E**
Boost Smoke
120x278 cm | 47¹/₄"x109¹/₂"

Exterior 07 – Building Facade



- A**
Boost Mix Pearl
120x278 cm | 47¹/₄"x109¹/₂"
- B**
Boost Mix Smoke
120x278 cm | 47¹/₄"x109¹/₂"
- C**
Boost Mix Pearl
Outdoor ± 20 mm
120x120 cm | 47¹/₄"x47¹/₄"

INDEX



OVERVIEW




IMAGE GALLERY



- RESIDENTIAL LIVING - Pearl
- PRIVATE BATHROOM - Pearl
- HOTEL LOBBY - Ivory
- HOTEL SPA - Ivory
- PANORAMIC SPA - Smoke
- VILLA IN&OUT - Pearl
- BUILDING FACADE - Pearl, Smoke

DESIGN THE PERFECT MATCH

PRODUCT RANGE & TECHNICAL SPECS.



BOOST WORLD



SUSTAINABILITY




THE BENEFITS OF CERAMIC TILES






Product Range & Technical Specs.

- 94 SENSITECH
- 96 RANGE SUMMARY
- 102 TECHNICAL FEATURES

INDEX 

OVERVIEW 

IMAGE GALLERY 

PRODUCT RANGE & TECHNICAL SPECS. 


SENSITECH

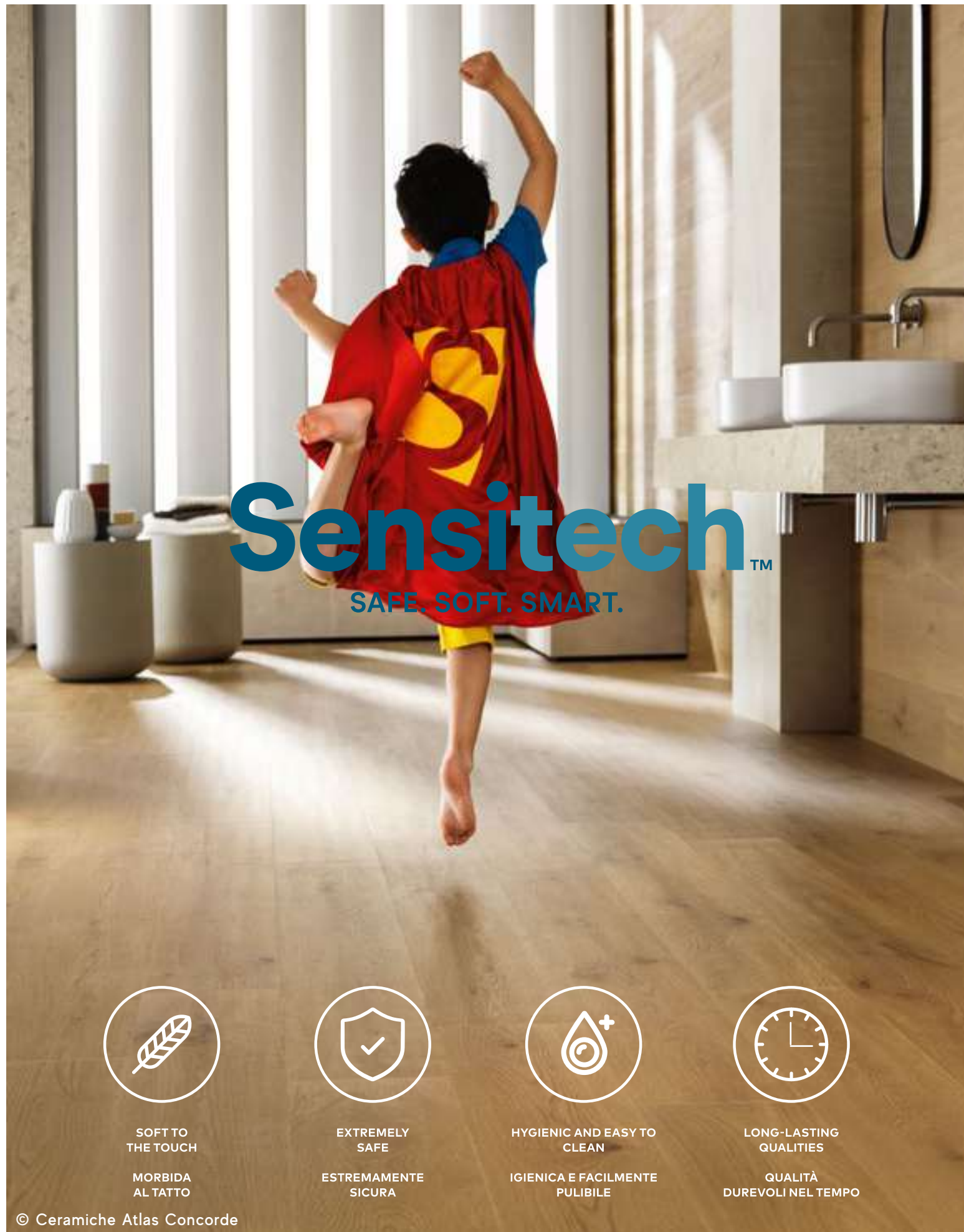
RANGE SUMMARY

TECHNICAL FEATURES

BOOST WORLD 

SUSTAINABILITY 

THE BENEFITS OF CERAMIC TILES 



Sensitech™
SAFE. SOFT. SMART.



SOFT TO THE TOUCH

MORBIDA AL TATTO



EXTREMELY SAFE

ESTREMAMENTE SICURA



HYGIENIC AND EASY TO CLEAN

IGIENICA E FACILMENTE PULIBILE



LONG-LASTING QUALITIES

QUALITÀ DUREVOLI NEL TEMPO

The evolution of ceramic surfaces

ENJOY THE VIDEO
EN | IT | FR | DE | RU
DISCOVER MORE
EN | IT | FR | DE | ES | RU

The constant research of Atlas Concorde Laboratories has led to the creation of Sensitech, the porcelain tile surface for interiors made using a production method patented in Italy. Sensitech is a high-tech surface for interiors that combines high slip resistance with an unrivaled soft touch, which also makes it resistant to dirt and easier to clean. With Sensitech the meaning of surface evolves and takes on a reassuring, protective, and pleasantly refined touch, making architectural spaces increasingly comfortable and appealing.

Dalla costante ricerca dei Laboratori Atlas Concorde nasce Sensitech, la superficie in gres porcellanato per interni realizzata con metodo produttivo brevettato in Italia. Una superficie ad alto coefficiente tecnologico, in grado di coniugare elevate prestazioni di resistenza allo scivolamento ad un'inedita morbidezza tattile, che la rende anche resistente allo sporco e più facile da pulire. Con Sensitech il significato di superficie si evolve e assume un tocco rassicurante, protettivo e piacevolmente raffinato, rendendo gli spazi architettonici sempre più confortevoli ed appaganti.

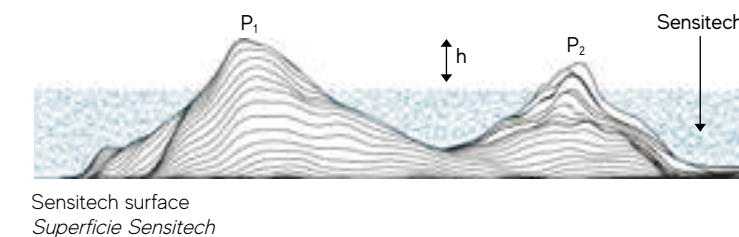
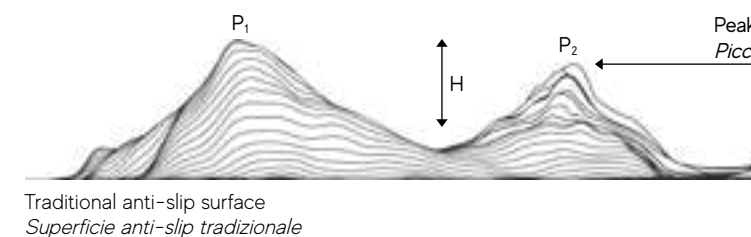
Durch kontinuierliche Forschung der Atlas Concorde Laboratorien entsteht Sensitech, die Feinsteinzeugoberfläche, die mit einem in Italien patentierten Herstellungsverfahren produziert wird. Eine Hightec-Oberfläche für Innenräume, die hohe Rutschfestigkeit mit unerwartet weicher Haptik verbindet, welche sie auch schmutzunempfindlicher und reinigungsfreundlicher macht. Mit Sensitech erreicht die Oberfläche ein ganz neues Niveau in Sachen Zuverlässigkeit, Schutz und Schönheit. Und macht damit unsere Räumlichkeiten noch attraktiver und komfortabler.

La recherche constante des Laboratoires Atlas Concorde a créé Sensitech, la surface en grès cérame pour intérieur réalisée avec un procédé de fabrication breveté en Italie. Une surface à haut coefficient technologique pour les espaces intérieurs, en mesure de conjuguer de hautes performances de résistance à la glissance avec une douceur tactile inédite, qui la rend également résistante aux salissures et plus facile à nettoyer. Avec Sensitech, c'est l'acception même d'une surface qui évolue en offrant une caractéristique rassurante, protectrice et agréablement raffinée, qui rend les espaces architecturaux de plus en plus confortables et agréables à vivre.

De la constante investigación de los Laboratorios Atlas Concorde nace Sensitech, la superficie de gres porcelánico para interiores realizada con un método de producción patentado en Italia. Una superficie de alto coeficiente tecnológico capaz de combinar un alto rendimiento de resistencia al deslizamiento con una suavidad táctil sin precedentes, que además la vuelve resistente a la suciedad y más fácil de limpiar. Con Sensitech, el significado de la superficie evoluciona y adquiere un toque tranquilizador, protector y agradablemente refinado, haciendo que los espacios arquitectónicos sean cada vez más cómodos y satisfactorios.

В результате исследований, выполненных в лабораториях Atlas Concorde, появилась керамогранитная поверхность Sensitech. Новая поверхность с высокими техническими показателями для интерьеров, которая сочетает отличное сопротивление скольжению и удивительную мягкость на ощупь, устойчива к загрязнениям и крайне проста в чистке и уходе. Поверхность Sensitech – на новом витке технической эволюции, она безопасна, приятна, изысканна и делает пространства уютнее и удобнее.

Surface section magnification (µm)*
Ingrandimento di una sezione di superficie (µm)*



$P_1 P_2$ Same peaks — same slippery resistance
Picchi invariati — uguale resistenza allo scivolamento

$h < H$ Reduced depth of valleys — smoother surface and greater ease of cleaning
Minore profondità degli avvallamenti — percezione di superficie più liscia e maggiore facilità di pulizia

* Grafici non in scala, a scopo illustrativo / Charts not to scale, for illustrative purposes

INDEX

OVERVIEW

IMAGE GALLERY

PRODUCT RANGE & TECHNICAL SPECS.

SENSITECH

RANGE SUMMARY

TECHNICAL FEATURES

BOOST WORLD

SUSTAINABILITY

THE BENEFITS OF CERAMIC TILES

BOOST MIX


Porcelain tiles

COLOURED BODY PORCELAIN TILES - RECTIFIED MONOCALIBER

GRES PORCELLANATO COLORATO IN MASSA - RETTIFICATO MONOCALIBRO

Grès cérame coloré dans la masse - Rectifié mono-calibre / Durchgefärbtes Feinsteinzeug - Geschliffen einkalibrig /

Gres porcelánico coloreado en masa - Rectificado monocalibre / Керамический гранит окрашенный в массе - Ретифицированный в одном калибре



120x278 cm - 47 1/4" x 109 1/2"	± 6 mm	Matte	Matte	Matte
120x120 cm - 47 1/4" x 47 1/4"	± 9 mm	Matte Sensitech (S)	Matte Sensitech (S)	Matte Sensitech (S)
60x120 cm - 23 5/8" x 47 1/4"	± 9 mm	Matte Sensitech (S)	Matte Sensitech (S)	Matte Sensitech (S)
60x60 cm - 23 5/8" x 23 5/8"	± 9 mm	Matte Sensitech (S)	Matte Sensitech (S)	Matte Sensitech (S)
30x60 cm - 11 3/4" x 23 5/8"	± 9 mm	Matte Sensitech (S)	Matte Sensitech (S)	Matte Sensitech (S)



Outdoor and Wet Areas

30x60 cm - 11 3/4" x 23 5/8"	± 9 mm	Grip	Grip	Grip
120x120 cm - 47 1/4" x 47 1/4"	± 20 mm	Outdoor	Outdoor	Outdoor
60x120 cm - 23 5/8" x 47 1/4"	± 20 mm	Outdoor	Outdoor	Outdoor
60x60 cm - 23 5/8" x 23 5/8"	± 20 mm	Outdoor	Outdoor	Outdoor



The constant research of Atlas Concorde Laboratories has led to the creation of Sensitech, the porcelain tile surface for interiors made using a production method patented in Italy that combines superior slip-resistance with an unprecedented tactile softness, guaranteeing ease of cleaning and maintenance.

Dalla costante ricerca dei Laboratori Atlas Concorde nasce Sensitech, la superficie in gres porcellanato per interni realizzata con metodo produttivo brevettato in Italia, che associa elevate prestazioni di resistenza allo scivolamento ad un'inedita morbidezza tattile, garantendo facilità di pulizia e manutenzione.

[page 94](#)

Destination of use



Anti-slip



Color-shading

V3 Moderate Variation



IVORY

PEARL

SMOKE

INDEX



OVERVIEW



IMAGE GALLERY



PRODUCT RANGE & TECHNICAL SPECS.



SENSITECH

RANGE SUMMARY

TECHNICAL FEATURES

BOOST WORLD



SUSTAINABILITY



THE BENEFITS OF CERAMIC TILES



BOOST MIX Porcelain tile decors

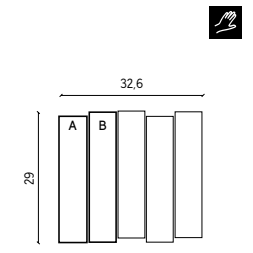
**Boost Mix Ivory
Mosaico Slide**
29x32,6 cm - 11³/₈"x12³/₄"



**Boost Mix Pearl
Mosaico Slide**
29x32,6 cm - 11³/₈"x12³/₄"




**Boost Mix Smoke
Mosaico Slide**
29x32,6 cm - 11³/₈"x12³/₄"



A 6,4 x 29 cm - 2¹/₂" x 11³/₈"
B 6,4 x 29,8 cm - 2¹/₂" x 11⁵/₈"

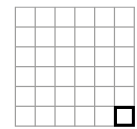

**Boost Mix Ivory
Mosaico Matt**
30x30 cm - 11³/₄"x11³/₄"



**Boost Mix Pearl
Mosaico Matt**
30x30 cm - 11³/₄"x11³/₄"



**Boost Mix Smoke
Mosaico Matt**
30x30 cm - 11³/₄"x11³/₄"



4,8x4,8 cm
1⁷/₈"x1⁷/₈"



© Ceramiche Atlas Concorde

INDEX

OVERVIEW

IMAGE GALLERY

PRODUCT RANGE & TECHNICAL SPECS.

SENSITECH

RANGE SUMMARY

TECHNICAL FEATURES

BOOST WORLD

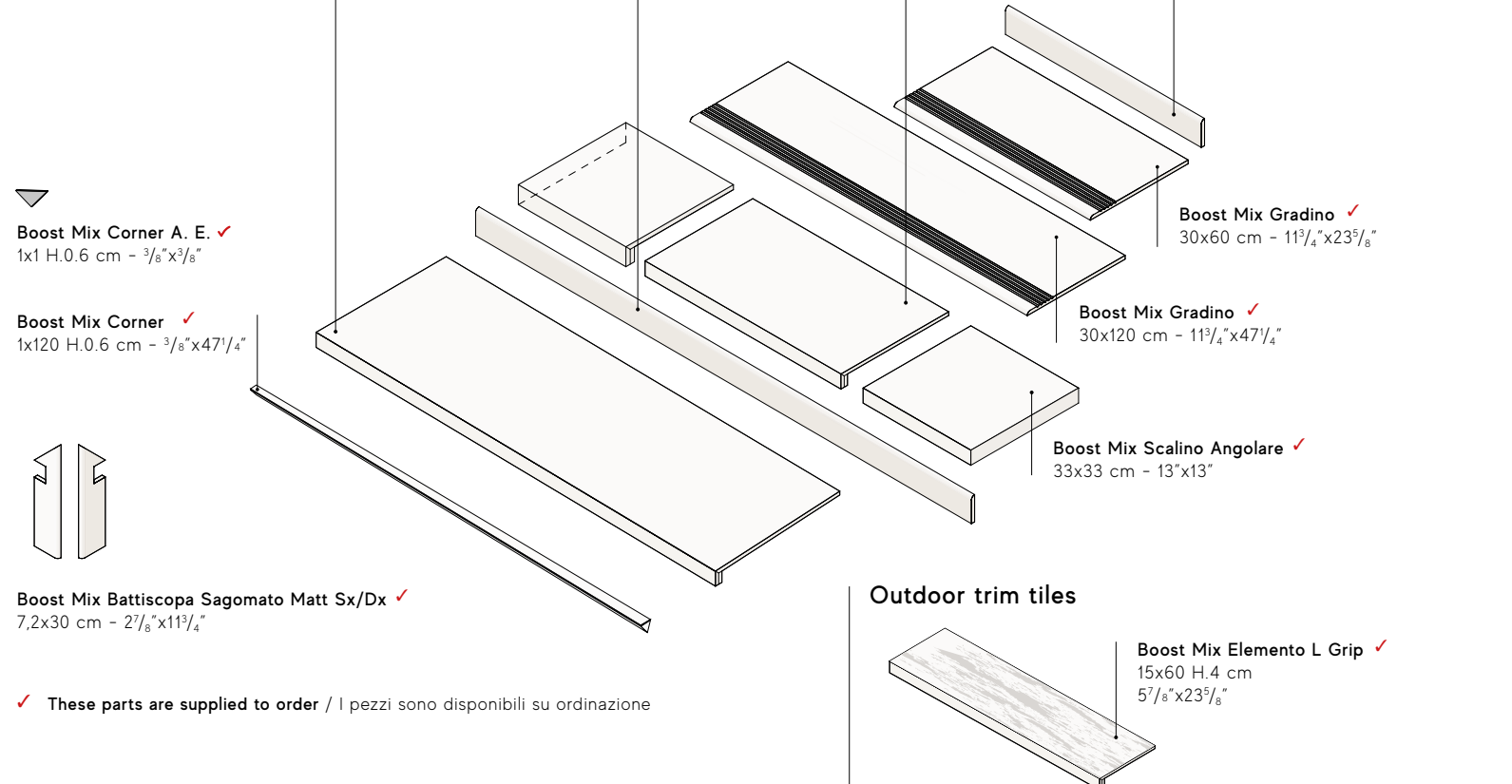
SUSTAINABILITY

THE BENEFITS OF CERAMIC TILES

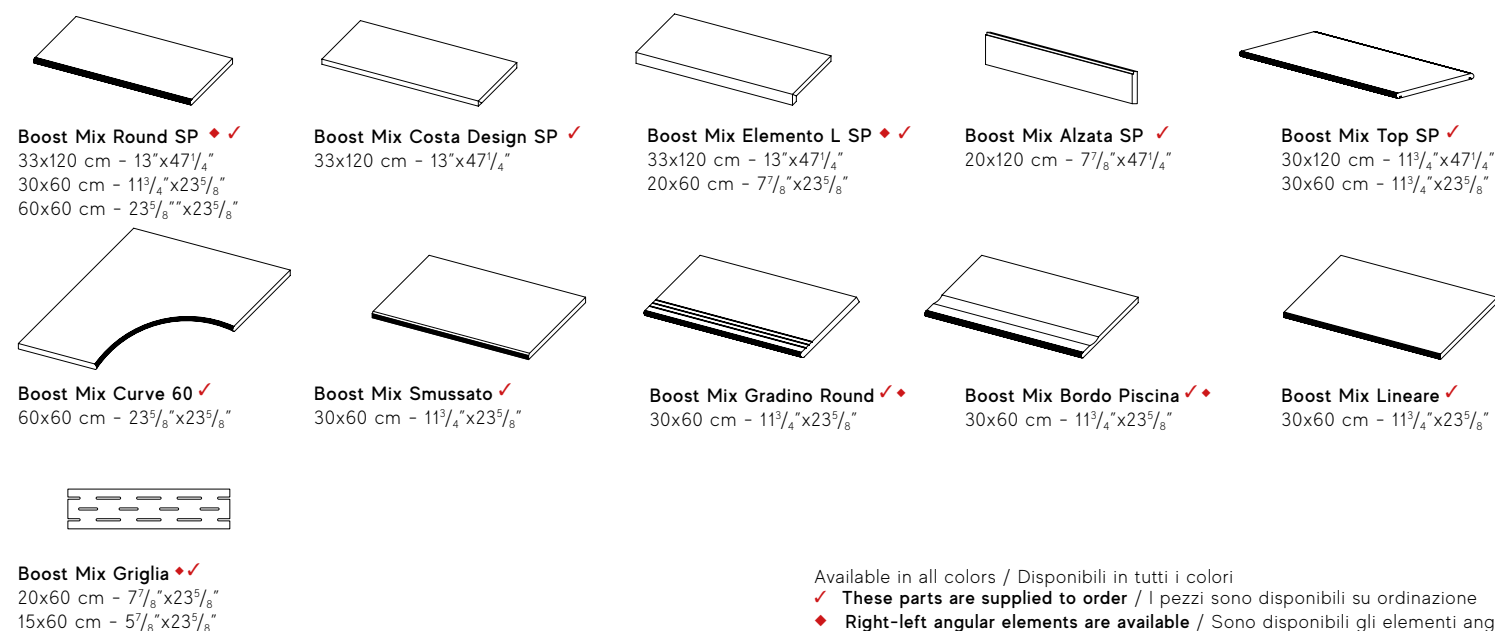
BOOST MIX

Trim tiles

Indoor trim tiles



Outdoor trim tiles ± 20 mm



Porcelain tiles ± 20 mm

For further details on the 20mm thick products, related trim pieces and installation systems - in particular for recommendations and precautions during installation - please refer to the Outdoor Design section on the Atlas Concorde website or to the Outdoor Design catalogue. Per dettagli sul prodotto e sui relativi pezzi speciali in 20mm di spessore, per i sistemi di posa e, in particolare, per raccomandazioni, accorgimenti e precauzioni in fase di posa e progettazione, si raccomanda di prendere visione del catalogo Outdoor Design e della sezione Outdoor Design del sito Atlas Concorde. / Pour plus de renseignements sur le produit, les pièces spéciales de 20mm d'épaisseur et sur les systèmes de pose, ainsi que pour tous conseils et recommandations et précautions d'emploi pendant la pose ou en phase de conception, nous vous recommandons de lire le catalogue Outdoor Design et de consulter la section Outdoor Design sur le site d'Atlas Concorde. / Bitte beachten Sie die detaillierten Informationen zum Produkt und zu den zugehörigen Formteilen in 20mm Stärke, zu den Verlegesystemen sowie vor allem die Empfehlungen, Tipps und bei der Planung und Verlegung zu beachtenden Vorsichtsmaßnahmen, die im Katalog Outdoor Design sowie im Bereich Outdoor Design der Atlas Concorde-Website aufgeführt sind. / Para mayor información sobre el producto y sus relativas piezas especiales de 20mm de grosor, para los sistemas de colocación, y en particular, para las recomendaciones, cautelas y precauciones en la fase de colocación y diseño, se recomienda consultar el catálogo Outdoor Design y la sección Outdoor Design del sitio Atlas Concorde. / Подробнее о плитках и о специальных элементах толщиной 20мм, о системах монтажа, о мерах предосторожности при проектировании и укладке можно узнать в каталоге Outdoor Design и в разделе Outdoor Design на сайте Atlas Concorde.



Note

For information and details relating to codes, packaging and weight it is recommended to refer to the latest pricelist. / Per le informazioni e i dati relativi a codici, imballaggi e pesi occorre sempre consultare l'ultimo listino aggiornato e in vigore. / Pour toutes informations et renseignements concernant les codes, les emballages et les poids, il y a toujours lieu de consulter le dernier tarif en vigueur et mis à jour. / Für Informationen und Daten die den Code, die Verpackung und das Gewicht betreffen bitte die aktuellste Preisliste zugrunde legen. / Para acceder a la información y a los datos relativos a códigos, embalajes y pesos hay que consultar siempre la última lista de precios actualizada y vigente. / Для информации о кодах, упаковках и весе обращайтесь к последнему действующему прайс-листу.

Colors and optical features of the materials illustrated in this catalogue are to be regarded as mere indications. / I colori e le caratteristiche estetiche dei materiali illustrati nel presente catalogo sono da ritenersi puramente indicativi. / Les couleurs et les caractéristiques esthétiques des références illustrées dans le catalogue sont données à titre purement indicatif. / Die Farben und die ästhetischen Eigenschaften der in diesem Katalog abgebildeten Produkte sind als reine Richtwerte zu betrachten. / Los colores y las características estéticas de los materiales ilustrados en el presente catálogo deben ser considerados como puramente indicativos. / Цвета и эстетические характеристики описанных в настоящем каталоге материалов являются только ориентировочными.

Atlas Concorde reserves the right to modify any product without notice and will not be liable for any direct or indirect damage resulting from such modifications. / Atlas Concorde si riserva di modificare i prodotti senza preavviso, declinando ogni responsabilità su eventuali danni diretti o indiretti derivanti da eventuali modifiche. / Atlas Concorde se réserve le droit de modifier ses produits sans préavis et décline toute responsabilité concernant les éventuels dommages directs ou indirects qui pourraient dériver de ces modifications. / Atlas Concorde behält sich das Recht vor jederzeit und ohne vorherige Ankündigung, die Produkte zu verändern, und lehnt jede Haftung bei direkten oder indirekten Schäden ab, die von diesen Veränderungen herrühren. / Atlas Concorde se reserva el derecho de modificar los productos sin previo aviso, rechaza cualquier responsabilidad sobre eventuales daños directos o indirectos derivados de eventuales modificaciones. / Atlas Concorde оставляет за собой право изменять характеристики изделий без предварительного уведомления, отклоняя при этом любую ответственность за прямые или косвенные убытки, возникшие в результате изменений.

INDEX



OVERVIEW



IMAGE GALLERY



PRODUCT RANGE & TECHNICAL SPECS.



SENSITECH

RANGE SUMMARY

TECHNICAL FEATURES

BOOST WORLD



SUSTAINABILITY



THE BENEFITS OF CERAMIC TILES





© Ceramiche Atlas Concorde

Coloured body porcelain tiles - Rectified monocaliber | Gres porcellanato colorato in massa - Rettificato monocalibro

Compliant with standards EN 14411 annex G group B1a | 120x278 cm - 47 1/4" x 109 1/2" ± 6 mm 120x120 cm - 47 1/8" x 47 1/8" ± 9 mm 120x120 cm - 47 1/8" x 47 1/8" ± 20 mm
 Conforme alla norma EN 14411 Appendice G gruppo B1a 60x120 cm - 23 3/8" x 47 1/8" ± 9 mm 60x120 cm - 23 3/8" x 47 1/8" ± 20 mm
 Conforme alla norma ISO 13006 Appendice G gruppo B1a 60x60 cm - 23 3/8" x 23 3/8" ± 9 mm 60x60 cm - 23 3/8" x 23 3/8" ± 20 mm
 30x60 cm - 11 3/4" x 23 3/8" ± 9 mm

Technical features Caratteristiche tecniche	Test Method Metodo di prova	Requirements for nominal size N / Requisiti per dimensione nominale N			Porcelain tiles			
		7 cm ≤ N < 15 cm	N ≥ 15 cm		Matte Sensitech ± 9 mm	Matte ± 6 mm	Grip ± 9 mm	Outdoor paving ± 20 mm
		(mm)	(%)	(mm)				
Length and width Lunghezza e larghezza	ISO 10545-2	± 0.9 (*) Non-rect. ± 0.4 (*) Rect.	± 0.6 (*) Non-rect. ± 0.3 (*) Rect.	± 2.0 (*) Non-rect. ± 1.0 (*) Rect.	Suitable for Conforme	Suitable for Conforme	Suitable for Conforme	Suitable for Conforme
Thickness Spessore		± 0.5 (**)	± 5 (**)	± 0.5 (**)	Suitable for Conforme	Suitable for Conforme	Suitable for Conforme	Suitable for Conforme
Straightness of sides Rettilineità degli spigoli		± 0.8 (***) Non-rect. ± 0.4 (***) Rect.	± 0.5 (***) Non-rect. ± 0.3 (***) Rect.	± 1.5 (***) Non-rect. ± 0.8 (***) Rect.	Suitable for Conforme	Suitable for Conforme	Suitable for Conforme	Suitable for Conforme
Rectangularity (Measurement only on short edges when L/l ≥ 3) Ortogonalità (Misurazione da condurre solo sui lati corti quando L/l ≥ 3)		± 0.8 (****) Non-rect. ± 0.4 (****) Rect.	± 0.5 (****) Non-rect. ± 0.3 (****) Rect.	± 2.0 (****) Non-rect. ± 1.5 (****) Rect.	Suitable for Conforme	Suitable for Conforme	Suitable for Conforme	Suitable for Conforme
Surface flatness Planarità	ISO 10545-2	c.c. ± 0.8 Non-rect. c.c. ± 0.6 Rect. e.c. ± 0.8 Non-rect. e.c. ± 0.6 Rect. w. ± 0.8 Non-rect. w. ± 0.6 Rect.	c.c. ± 0.5 Non-rect. c.c. ± 0.4 Rect. e.c. ± 0.5 Non-rect. e.c. ± 0.4 Rect. w. ± 0.5 Non-rect. w. ± 0.4 Rect.	c.c. ± 2.0 Non-rect. c.c. ± 1.8 Rect. e.c. ± 2.0 Non-rect. e.c. ± 1.8 Rect. w. ± 2.0 Non-rect. w. ± 1.8 Rect.	Suitable for Conforme	Suitable for Conforme	Suitable for Conforme	Suitable for Conforme
Water absorption (in% by mass) Massa d'acqua assorbita (come % della massa)	ISO 10545-3 ASTM C373	E _p ≤ 0.5% Individual Maximum 0.6% E _v ≤ 0.5% Valore massimo singolo 0.6%			≤ 0.1 %	≤ 0.1 %	≤ 0.1 %	≤ 0.1 %
Breaking strength Sforzo di rottura	ISO 10545-4	Requirement ANSI A137.1 Water absorption max ≤ 0.5% S ≥ 700N (for thickness < 7.5 mm - per spessore < 7.5 mm) S ≥ 1300N (for thickness ≥ 7.5 mm - per spessore ≥ 7.5 mm)			S ≥ 1500 N	S ≥ 1000 N	S ≥ 1500 N	S ≥ 10000 N
Modulus of rupture Resistenza alla flessione		R ≥ 35 N/mm ²			R ≥ 40 N/mm ²	R ≥ 40 N/mm ²	R ≥ 40 N/mm ²	R ≥ 45 N/mm ²
Bending strength and breaking load Resistenza a flessione e al carico di rottura (3/4)	EN 1339 Annex F	-			-	-	-	>=T11 120x120-60x60 >=U4 60x120
Impact resistance, as coefficient of restitution Resistenza all'impatto, espresso come coefficiente di restituzione	ISO 10545-5	Declared value Valore dichiarato			≥ 0.55	≥ 0.55	≥ 0.55	≥ 0.55
Mohs hardness Durezza Mohs	EN 101	-			6	6	8	8
Resistance to deep abrasion of unglazed tiles (removed volume) Resistenza all'abrasione profonda delle piastrelle non smaltate (volume materiale asportato)	ISO 10545-6	≤ 175 mm ³			≤ 150 mm ³	≤ 150 mm ³	≤ 150 mm ³	≤ 150 mm ³
Coefficient of thermal linear expansion Coefficiente di dilatazione termica lineare	ISO 10545-8	Declared value Valore dichiarato			≤ 7MK ⁻¹	≤ 7MK ⁻¹	≤ 7MK ⁻¹	≤ 7MK ⁻¹
Thermal shock resistance Resistenza agli sbalzi termici	ISO 10545-9	Pass according to EN ISO 10545-1 Test superato in accordo con ISO 10545-1			Resistant Resiste	Resistant Resiste	Resistant Resiste	Resistant Resiste
Moisture expansion (in mm/m) Dilatazione all'umidità (in mm/m)	ISO 10545-10	Declared value Valore dichiarato			≤ 0.01% (0.1mm/m)	≤ 0.01% (0.1mm/m)	≤ 0.01% (0.1mm/m)	≤ 0.01% (0.1mm/m)
Frost resistance Resistenza al gelo	ISO 10545-12	Pass according to EN ISO 10545-1 Test superato in accordo con ISO 10545-1			Resistant Resiste	Resistant Resiste	Resistant Resiste	Resistant Resiste
Bond strength/adhesion for improved cementitious adhesives Adesione a trazione con adesivi cementizi migliorati	EN 1348	Declared value Valore dichiarato			≥ 10 N/mm ² (Class C2 - EN 12004)	≥ 10 N/mm ² (Class C2 - EN 12004)	≥ 10 N/mm ² (Class C2 - EN 12004)	≥ 10 N/mm ² (Class C2 - EN 12004)
Reaction to fire Reazione al fuoco	-	Class A1 or A1 _{fl} Classe A1 oppure A1 _{fl}			A1 - A1 _{fl}	A1 - A1 _{fl}	A1 - A1 _{fl}	A1 - A1 _{fl}
Resistance to household chemicals and swimming pool salts Resistenza ai prodotti chimici di uso domestico e agli additivi per piscina	ISO 10545-13	Minimum Class B Classe minima B			A	A	A	A
Resistance to low concentrations of acids and alkalis Resistenza a basse concentrazioni di acidi e alcali		Declared Class Classe dichiarata			LA	LA	LA	LA
Resistance to high concentrations of acids and alkalis Resistenza ad alte concentrazioni di acidi e alcali		Declared Class Classe dichiarata			HA	HA	HA	HA
Resistance to staining, for unglazed tiles Resistenza alle macchie per piastrelle non smaltate	ISO 10545-14	Declared Class Classe dichiarata			5	5	5	5
Shod Ramp Test Metodo della rampa "calzato"	DIN EN 16165 ANNEX B (EX DIN 51130)	Declared value Valore dichiarato			R10	R9	R11	R11
Barefoot Ramp Test Metodo della rampa a piedi nudi	DIN EN 16165 ANNEX A (EX DIN 51097)	Declared value Valore dichiarato			A+B	A	A+B+C	A+B+C
Pendulum Friction Test Metodo del Pendolo (1)(2)	BS 7976	PTV ≥ 36 classifies the surface as "low slip risk"			≥ 36 Dry ≥ 36 Wet	(●)	≥ 36 Dry ≥ 36 Wet	≥ 36 Dry ≥ 36 Wet
	AS 4586	Declared Classification of the new pedestrian surface materials according to the Pendulum Test			Class P3	(●●)	Class P4	Class P4
	UNE-ENV 12633	Declared value Valore dichiarato			Class C2	(●●●)	Class C3	Class C3
Coefficient of friction (COF) Coefficiente di attrito	B.C.R.A. Rep. CEC/81	D. M. 236/89 del 14/06/89 μ > 0,40 per elemento scivolante cuoio su pavimentazione asciutta μ > 0,40 per elemento scivolante gomma dura su pavimentazione bagnata			> 0,40 Asciutto > 0,40 Bagnato	> 0,40 Asciutto > 0,40 Bagnato	> 0,40 Asciutto > 0,40 Bagnato	> 0,40 Asciutto > 0,40 Bagnato
Dynamic coefficient of friction (DCOF) Coefficiente di attrito dinamico	ANSI A 326.3	-			Wet DCOF ≥ 0.50	Wet DCOF ≥ 0.42	Wet DCOF ≥ 0.55	Wet DCOF ≥ 0.55

(*) The permissible deviation, in % or mm, of the average size for each tile (2 or 4 sides) from work size (WS). Deviazione ammissibile, in % oppure mm, della dimensione media di ogni piastrella (2 oppure 4 lati) dalla dimensione di fabbricazione (WS).
 (***) The permissible deviation, in % or mm, of the average thickness for each tile from the work size thickness (WS). Deviazione ammissibile, in % oppure mm, dello spessore medio di ogni piastrella dallo spessore riportato nella dimensione di fabbricazione (WS).
 (****) The maximum permissible deviation from straightness, in % or mm, related to the corresponding work sizes (WS). Deviazione massima ammissibile di rettilineità, in % oppure mm, in rapporto alle dimensioni di fabbricazione (WS) corrispondenti.
 (*****) The maximum permissible deviation from rectangularity, in % or mm, related to the corresponding work sizes (WS). Deviazione massima ammissibile di ortogonalità, in % oppure mm, in rapporto alle dimensioni di fabbricazione (WS) corrispondenti.
 c.c.: The maximum permissible deviation from centre curvature, in % or mm, related to diagonal calculated from the work size (WS). Deviazione massima ammissibile della curvatura del centro, in % oppure mm, in rapporto alla diagonale calcolata secondo le dimensioni di fabbricazione (WS) corrispondenti.
 e.c.: The maximum permissible deviation from edge curvature, in % or mm, related to the corresponding work sizes (WS). Deviazione massima ammissibile della curvatura dello spigolo, in % oppure mm, in rapporto alle dimensioni di fabbricazione (WS) corrispondenti.
 w.: The maximum permissible deviation from warpage, in % or mm, related to diagonal calculated from the work size (WS). Deviazione massima ammissibile dello svergolamento, in % oppure mm, in rapporto alla diagonale calcolata secondo le dimensioni di fabbricazione (WS).
 (1) Determination of slip resistance of pedestrian surfaces; it does not cover sports surfaces and road surfaces for vehicles (skid resistance). Determinazione della resistenza allo scivolamento delle superfici pedonabili; non si applica alle pavimentazioni sportive ed alle pavimentazioni stradali veicolari.
 (2) Anti-slip performance is guaranteed at the time of delivery of the product. Le prestazioni anti-slip vengono garantite al momento della consegna del prodotto.
 (3) For further details, please refer to outdoor design general catalogue. Per maggiori informazioni riferirsi al catalogo generale Outdoor Design.
 (4) Only for products with 20 mm thickness. Solo per prodotti a 20mm di spessore.
 (●) PTV ≥ 36 Wet on demand / su richiesta
 (●●) P3 on demand / su richiesta
 (●●●) C2 on demand / su richiesta

INDEX

OVERVIEW

IMAGE GALLERY

PRODUCT RANGE & TECHNICAL SPECS.

SENSITECH

RANGE SUMMARY

TECHNICAL FEATURES

BOOST WORLD


SUSTAINABILITY

THE BENEFITS OF CERAMIC TILES

BOOSTWORLD

Range Summary

Porcelain tiles



Size	Thickness	Finish	Boost	Boost Pro	Boost Stone
160x320 cm - 63"x126"	± 6 mm	Matte		Matte	Matte
160x160 cm - 63"x63"	± 6 mm	Matte		Matte	Matte
120x278 cm - 47 1/4"x109 1/2"	± 6 mm	Matte	Matte	Matte	Matte
120x240 cm - 47 1/4"x94 1/2"	± 9 mm	Matte	Matte	Matte	Matte
120x120 cm - 47 1/4"x47 1/4"	± 6 mm	Matte	Matte	Matte	Matte
	± 9 mm	Matte (S)	Matte (S)	Matte (S)	Matte (S)
75x150 cm - 29 1/2"x59"	± 9 mm	Matte (S)	Matte (S)	Matte (S)	Matte (S)
60x120 cm - 23 5/8"x47 1/4"	± 9 mm	Matte (S)	Matte (S)	Matte (S)	Matte (S)
75x75 cm - 29 1/2"x29 1/2"	± 9 mm	Matte (S)	Matte (S)	Matte (S)	Matte (S)
37,5x75 cm - 14 3/4"x29 1/2"	± 9 mm	Matte (S)	Matte (S)	Matte (S)	Matte (S)
60x60 cm - 23 5/8"x23 5/8"	± 9 mm	Matte (S)	Matte (S)	Matte (S)	Matte (S)
30x60 cm - 11 3/4"x23 5/8"	± 9 mm	Matte (S)	Matte (S)	Matte (S)	Matte (S)



Size	Thickness	Finish	Boost	Boost Pro	Boost Stone
120x120 cm - 47 1/4"x47 1/4"	± 9 mm	Grip	Grip	Grip	Grip
60x120 cm - 23 5/8"x47 1/4"	± 9 mm				
30x60 cm - 11 3/4"x23 5/8"	± 9 mm				
120x240 cm - 47 1/4"x94 1/2"	± 20 mm	Outdoor	Outdoor		
120x120 cm - 47 1/4"x47 1/4"	± 20 mm	Outdoor	Outdoor	Outdoor	Outdoor
60x120 cm - 23 5/8"x47 1/4"	± 20 mm	Outdoor	Outdoor	Outdoor	Outdoor
90x90 cm - 35 3/8"x35 3/8"	± 20 mm	Outdoor	Outdoor	Outdoor	Outdoor
60x60 cm - 23 5/8"x23 5/8"	± 20 mm	Outdoor	Outdoor	Outdoor	Outdoor



Size	Thickness	Finish	Boost	Boost Pro	Boost Stone
162x324 cm - 63 3/4"x127 1/2"	± 12 mm	Hammered		Hammered	Hammered
> Non rectified - non rettificato	± 20 mm			Hammered	

Wall tiles



Size	Thickness	Finish	Boost	Boost Pro	Boost Stone
40x80 cm - 15 3/4"x31 1/2"	± 8,5 mm	Matte	White	Matte	Matte
40x80 cm - 15 3/4"x31 1/2" 3D Urban	± 10 mm	Matte	Pearl	Matte	Matte



INDEX



OVERVIEW



IMAGE GALLERY



PRODUCT RANGE & TECHNICAL SPECS.



BOOST WORLD





SUSTAINABILITY



THE BENEFITS OF CERAMIC TILES



BOOSTWORLD



Porcelain tiles



160x320 cm - 63"x126"	± 6 mm								
160x160 cm - 63"x63"	± 6 mm								
120x278 cm - 47 1/4"x109 1/2"	± 6 mm	Matte	Matte	Matte	Matte	Matte	Matte	Matte	Matte
120x240 cm - 47 1/4"x94 1/2"	± 9 mm								
120x120 cm - 47 1/4"x47 1/4"	± 6 mm								
	± 9 mm	Matte (S)	Matte (S)	Matte (S)	Matte (S)	Matte (S)	Matte (S)	Matte (S)	Matte (S)
75x150 cm - 29 1/2"x59"	± 9 mm								
60x120 cm - 23 5/8"x47 1/4"	± 9 mm	Matte (S)	Matte (S)	Matte (S)	Matte (S)	Matte (S)	Matte (S)	Matte (S)	Matte (S)
75x75 cm - 29 1/2"x29 1/2"	± 9 mm								
37,5x75 cm - 14 3/4"x29 1/2"	± 9 mm								
60x60 cm - 23 5/8"x23 5/8"	± 9 mm	Matte (S)	Matte (S)	Matte (S)	Matte (S)	Matte (S)	Matte (S)	Matte (S)	Matte (S)
30x60 cm - 11 3/4"x23 5/8"	± 9 mm	Matte (S)	Matte (S)	Matte (S)	Matte (S)	Matte (S)	Matte (S)	Matte (S)	Matte (S)

Outdoor and Wet Areas

120x120 cm - 47 1/4"x47 1/4"	± 9 mm	Grip	Grip	Grip	Grip	Grip			
60x120 cm - 23 5/8"x47 1/4"	± 9 mm	Grip	Grip	Grip	Grip	Grip			
30x60 cm - 11 3/4"x23 5/8"	± 9 mm								
120x240 cm - 47 1/4"x94 1/2"	± 20 mm								
120x120 cm - 47 1/4"x47 1/4"	± 20 mm	Outdoor	Outdoor	Outdoor					
60x120 cm - 23 5/8"x47 1/4"	± 20 mm								
90x90 cm - 35 3/8"x35 3/8"	± 20 mm								
60x60 cm - 23 5/8"x23 5/8"	± 20 mm	Outdoor	Outdoor	Outdoor					

Atlas Plan

162x324 cm - 63 3/4"x127 1/2"	± 12 mm			Hammered					
> Non rectified - non rettificato	± 20 mm								

Wall tiles



50x120 cm - 19 5/8"x47 1/4"	± 8,5 mm	Matte	Matte	Matte
50x120 cm - 19 5/8"x47 1/4" 3D Brushed	± 8,5 mm	Matte	Matte	Matte
50x120 cm - 19 5/8"x47 1/4" 3D Texture	± 8,5 mm	Matte	Matte	Matte
50x120 cm - 19 5/8"x47 1/4" 3D Wave	± 8,5 mm	Matte	Matte	Matte

Matte	Matte	Matte
Matte (S)	Matte (S)	Matte (S)
Matte (S)	Matte (S)	Matte (S)
Matte (S)	Matte (S)	Matte (S)
Matte (S)	Matte (S)	Matte (S)
Matte (S)	Matte (S)	Matte (S)

Grip	Grip	Grip
Outdoor	Outdoor	Outdoor
Outdoor	Outdoor	Outdoor
Outdoor	Outdoor	Outdoor

Outdoor	Outdoor	Outdoor
---------	---------	---------



Boost World: System of surfaces

Boost World is a project featuring concrete- and stone-effect surfaces. A system of porcelain tiles and coordinated wall tiles that's unique in terms of style and potential combinations that Atlas Concorde has designed to meet the needs of contemporary architecture and interior design.

Boost World è un progetto di superfici effetto cemento ed effetto pietra. Un sistema di pavimenti in gres porcellanato e rivestimenti coordinati unico per stile e potenzialità combinatorie, che Atlas Concorde ha pensato per rispondere alle esigenze dell'architettura e dell'interior design contemporanei.

Boost World est un projet de surfaces effet béton et pierre. Un système de sols en grès cérame et de revêtements muraux coordonnés unique en termes de style et de potentiel combinatoire, qu'Atlas Concorde a conçu pour répondre aux besoins de l'architecture et du design d'intérieur contemporains.

Boost World ist ein Projekt aus Belägen in Zement- und Steinoptik. Ein System aus Feinsteinzeug-Bodenbelägen und passend darauf abgestimmten Wandbelägen von einzigartigem Stil und großem Kombinationspotenzial, das Atlas Concorde eigens für die zeitgenössische Architektur und das Innendesign entwickelt hat.

Boost World es un proyecto de superficies con efecto cemento y piedra. Un sistema de pavimentos de gres porcelánico y revestimientos a juego únicos por su estilo y potencialidad de combinación que Atlas Concorde ha diseñado para satisfacer las necesidades de la arquitectura y el diseño de interiores contemporáneos.

Boost World - это подборка коллекций плитки под цемент и камень. Речь идет о комплексной системе с уникальным потенциалом сочетаний, включающей напольный керамогранит и настенную плитку, которую компания Atlas Concorde разработала, чтобы удовлетворить даже самые взыскательные требования современной архитектуры и дизайна.

Environmental sustainability



Our certifications:



© Ceramiche Atlas Concorde



© Ceramiche Atlas Concorde




© Ceramiche Atlas Concorde



© Ceramiche Atlas Concorde

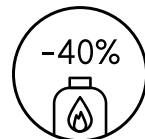
Energy efficiency



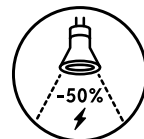
100% autonomous on energy



Hot air heat recovery from kilns and cooling water



40% savings on natural gas



100% LED lighting
50% ANNUAL SAVINGS in electricity consumption


Waste management



100% recycled scraps



99% of waste sent for recovery and 25% waste reduction in the last two years




100% recycled industrial water and 27% reduction in water consumption in the last two years

Environment and health first



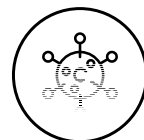
Cardboard and other packaging: 100% recycled material



MAV Automatic Vertical Warehouse: 60% CO2 reduction



Complete air filtration



Absence of carcinogenic substances in products

An ecological transition is among the company's industrial priorities. Our plants comply with the most stringent international regulations – fully automated and low-impact – as they are equipped with energy cogeneration systems. A constant commitment to the total reduction of waste and emissions completes the picture of a company oriented towards maximum environmental sustainability.

La transition écologique est une des priorités industrielles de l'entreprise. Nos installations sont conformes aux réglementations internationales les plus sévères, entièrement automatisées et à faible impact, car équipées de systèmes de cogénération énergétique. L'engagement constant pour la réduction totale du gaspillage et des émissions complète le tableau d'une entreprise engagée pour une meilleure durabilité environnementale.

La transición ecológica está entre las prioridades industriales de la empresa. Nuestras plantas cumplen las normas internacionales más estrictas, totalmente automatizadas y de bajo impacto, ya que están equipadas con sistemas de cogeneración energética. Los esfuerzos constantes por reducir completamente los residuos y las emisiones completan la imagen de una empresa centrada en la máxima sostenibilidad medioambiental.

La transizione ecologica è tra le priorità industriali dell'azienda. I nostri impianti sono conformi alle più stringenti normative internazionali, completamente automatizzati e a basso impatto, in quanto dotati di sistemi di cogenerazione energetica. Il costante impegno per la totale riduzione degli sprechi e delle emissioni completano il quadro di un'azienda orientata alla massima sostenibilità ambientale.

Der ökologische Wandel gehört zu den Prioritäten der industriellen Strategie des Unternehmens. Unsere Anlagen entsprechen den strengsten internationalen Richtlinien; sie arbeiten vollautomatisch und umweltschonend, denn sie sind mit Kraft-Wärme-Kopplungssystemen ausgerüstet. Ein weiterer Aspekt dieses Unternehmens, das sich ganz der Erreichung maximaler ökologischer Nachhaltigkeit verschrieben hat, ist sein kontinuierliches Engagement für die völlige Eliminierung von Verschwendung und Emissionen.

Экологический переход – один из основных технологических приоритетов компании. Наши производственные процессы отвечают требованиям строжайших международных стандартов, автоматизированы, оказывают минимальное воздействие на окружающую среду, а кроме того, на заводе работает собственная когенерационная установка. А еще мы принимаем меры по сокращению отходов и выбросов, что является еще одним свидетельством ориентации на экологическую устойчивость.

Porcelain tiles: a safe choice



INDEX

OVERVIEW

IMAGE GALLERY

PRODUCT RANGE & TECHNICAL SPECS.

BOOST WORLD

SUSTAINABILITY

THE BENEFITS OF CERAMIC TILES

Eco-friendly material



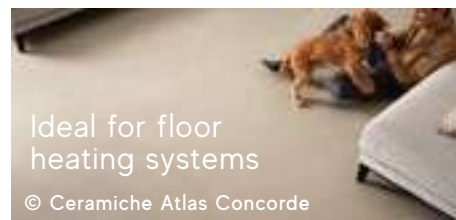
Energy efficient
© Ceramiche Atlas Concorde



Ecological
© Ceramiche Atlas Concorde



Recycling and re-use
© Ceramiche Atlas Concorde

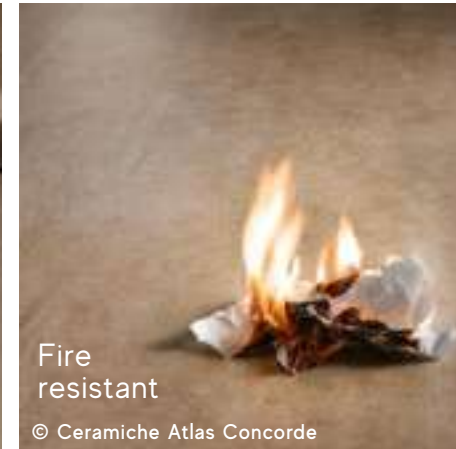


Ideal for floor heating systems
© Ceramiche Atlas Concorde

Safety



Non-slip
© Ceramiche Atlas Concorde



Fire resistant
© Ceramiche Atlas Concorde



Heat resistant
© Ceramiche Atlas Concorde

Health



Prevent bacterial growth
© Ceramiche Atlas Concorde



Zero PVC
© Ceramiche Atlas Concorde



Zero formaldehyde
© Ceramiche Atlas Concorde



Zero allergens
© Ceramiche Atlas Concorde



Zero VOCs
© Ceramiche Atlas Concorde

Resistance and duration



Easy to maintain
© Ceramiche Atlas Concorde



UV Resistant
© Ceramiche Atlas Concorde



Resistant to chemicals
© Ceramiche Atlas Concorde



Resistant to thermal shock
© Ceramiche Atlas Concorde



Stain resistant
© Ceramiche Atlas Concorde



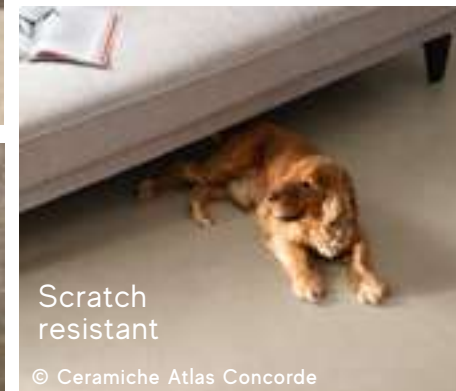
Resistant to acids
© Ceramiche Atlas Concorde



Easy to clean
© Ceramiche Atlas Concorde



Waterproof
© Ceramiche Atlas Concorde



Scratch resistant
© Ceramiche Atlas Concorde



Frost resistant
© Ceramiche Atlas Concorde



Ceramiche Atlas Concorde S.p.A.
Via Canaletto 141
41042 Spezzano di Fiorano (MO) - Italia

Atlas Concorde USA, Inc.
117 Seaboard Lane - Suite F170
Franklin, TN 37067 - USA

Atlas Concorde Russia
Business centre "Meliora Place"
Prospekt Mira 6
129090 Moscow - Russia

atlasconcorde.com

Copyright 2022 by Ceramiche Atlas Concorde S.p.A.
(Spezzano di Fiorano, MO - Italy)
April 2022